



CAPITAL IMPROVEMENT PROGRAM (CIP) REPORT 2024-2028

Table of Contents

2024-2028 Capital Improvement Program.....	2
Funding.....	3
Aviation.....	6
City Space.....	8
Economic Development.....	8
Lakefront-Shoreline.....	10
Municipal Facilities.....	11
Neighborhood Infrastructure.....	13
Sewer System.....	14
Transportation.....	15
Water System.....	18
Fleet.....	19
Information Technology.....	20
Chicago Recovery Plan.....	21
Chicago Economic Development Bond.....	21
Other Agency Information.....	22
How to Read This Report.....	23
Project and Fund Source Detail Report.....	24

2024 - 2028 CAPITAL IMPROVEMENT PROGRAM

The Capital Improvement Program (CIP) provides an outline of the City of Chicago’s five-year plan for improving, modernizing, replacing, and extending the useful life of the City’s infrastructure. The CIP report represents the City’s capital spending “blueprint” based on current resource projections and project priorities. Continual investments in public infrastructure are critical to enhancing the quality of life for every resident and stimulating the local economy in every Chicago Neighborhood.

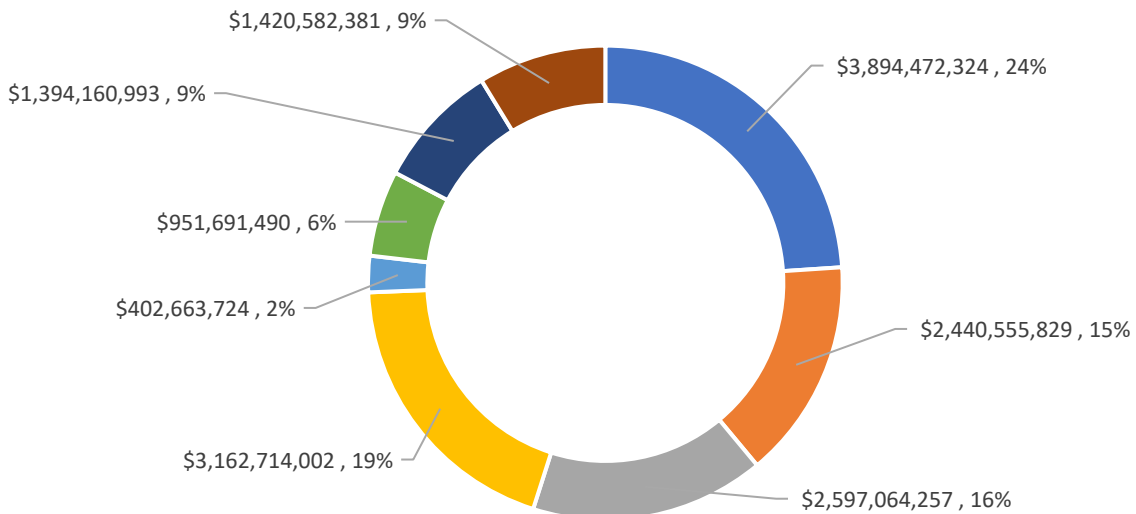
The CIP is not intended to be an all-inclusive inventory of the City's capital needs for the upcoming five years. Instead, it is a document that outlines planned capital improvements given available financial resources. CIP projects are funded through a variety of ways including general obligation bonds, revenue bonds (e.g., aviation; sewer and water systems), state and federal funding, and other government and private sources.

Development of the CIP

The five-year CIP is published on an annual basis but is subject to change throughout the year based on the ever-changing nature of infrastructure and funding sources. At the beginning of each year, City departments compile a list of ongoing and future capital needs to make Chicago function in a safe, equitable, and sustainable manner. Each capital asset is prioritized based on a multifaceted selection criterion that includes:

- **Federal, State, or Local Regulatory Requirements:** Ensure assets are in a state of good repair per requirements
- **Public Health, Safety, and General Welfare:** Develop safe infrastructure that is inclusive for all Chicago residents
- **Cost Effectiveness:** Make the most cost-effective improvement over the anticipated service life of the asset

2024-2028 CIP Funding
\$16.3 Billion



- Aviation Debt & Other Revenue
- G.O. Debt
- TIF Funds
- Water & Sewer Debt & Other Revenue
- City Funds
- State Funds
- Federal Funds
- Other Funds

- **Economic Opportunity:** Invest in growing the local economy and enhancing the prosperity for all Chicago residents
- **Enhance Neighborhood Vitality:** Utilize infrastructure as a mechanism to raise the quality of life for residents
- **Support Development Efforts:** Select infrastructure projects to correspond with economic development for tangible and quantifiable benefits

Individual infrastructure asset selection criteria, led by City department asset class specialists, also considers several other factors when selecting infrastructure investments:

- **Project Readiness:** Ability to implement on schedule without disruptive delays
- **Community and Stakeholder Input:** Work collaboratively with aldermen and community stakeholders when making investment decisions in their community
- **Asset Policy Goals:** Advance projects which connect with and promote mobility, environment, safety, and community. In transportation, these goals include implementation of Complete Streets which safely provide accommodation to all users of the public way, and Vision Zero to eliminate traffic deaths and life-altering injuries

Investment Priorities

The CIP prioritizes accessibility, sustainability, and public health and aims to implement a program which furthers these priorities for the residents of Chicago, both present and future.

Improve Accessibility

Chicago aims to build safer, accessible streets for all residents. This CIP will help achieve this by repairing sidewalks, installing ADA compliant sidewalk ramps, expanding bike lanes, creating nature trails, and modernizing pedestrian crossing signals.

Build a Climate Ready Chicago

In recent years, Chicago has had historic flooding that overwhelmed the sewer system and resulted in property damage and pollution of the City’s water system. This CIP will improve the ability for streets and alleys to absorb storm water by increasing the number of green alleys, updating curbs and gutters, and replacing the aging sewer system.

Strengthen Public Health

Lead pipes can pose health risks to residents by contaminating the drinking water with lead. The Lead Service Line Replacement and Notification Act (415 ILCS 5/17.12) mandates that all lead service lines must be replaced. This CIP begins the long process of replacing lead service lines from both the public and private side of the water distribution system.

Funding

The five-year CIP is updated annually to reflect the most current program information and funding projections. The City uses an array of sources to pay for these projects.

Bond Funding

Bond Funding accounts for approximately \$3.2 billion, or 19.9 percent of the 2024-2028 CIP.

Bonds are long-term loans to the City and payment of the debt generated from bond issuances is spread out over periods of up to 30 years. The City issues bonds in two forms: general obligation bonds (G.O. bonds) and revenue bonds (shown and further described in Aviation Funding and Water & Sewer Funding Sections).

G.O. bonds can be used for the design or construction of capital projects. These bonds have been historically financed through property taxes. Bond issuances and spending authority require the approval of City Council and can be sold at any time throughout the year.

Tax Increment Financing

Capital Projects funded through Tax Increment Financing (TIF) total \$1.4 billion or 8.6 percent of the

2024-2028 CIP. TIF is a municipal financing tool that can be used to redevelop declining or blighted areas. TIF allows a community to capture the incremental increase in local property taxes that result from a redevelopment project to pay for improvements that promote public and private investment. Within the five-year CIP, projects that are City-led and on City-owned infrastructure are shown.

Federal Funds

Federally funded capital projects total \$2.6 billion, making-up 16.0 percent of the 2024-2028 CIP. Most of Chicago's federally funded capital improvement projects are financed through the United States Department of Transportation (USDOT). USDOT consists of 11 operating administrations, including the Federal Highway Administration (FHWA) and the Federal Transit Administration (FTA). Most federal transportation funding requires a 20 percent non-federal match. Both the City of Chicago and the Illinois Department of Transportation have provided this match in the past.

The Community Development Block Grant (CDBG) is an annual entitlement grant from the Federal Department of Housing and Urban Development that provides the city with resources to invest in neighborhood improvements in low to moderate income areas, including Lead Service Line Replacement.

The FHWA provides funds through the Federal-Aid Highway Program for construction, reconstruction and improvement of roads and bridges. FHWA's programs, which are separately funded by Congress include:

- Canal St from Adams to Madison
- Montrose Harbor Pedestrian Underpasses

The Surface Transportation Program (STP) provides flexible funding that may be used by states and localities for projects on any federal aid highway, defined as a major street that links the arterial road system. Projects may include improvements or expansion of the National Highway System (NHS),

bridge projects on any public road, and transit capital projects.

The FTA provides funds for capital improvement of the city's public transportation system. Funding levels are based on a formula, which takes into consideration such factors as population and number of track miles.

The Congestion Mitigation and Air Quality (CMAQ) Program is another source of federal transportation funding and is used for projects designed to reduce transportation-related emissions. These funds are awarded and administered through the Chicago Metropolitan Agency for Planning (CMAP).

State Funds

State funded capital projects total \$1.4 billion making up 8.7 percent of the 2024-2028 CIP and are primarily through the Illinois Department of Transportation (IDOT) via the State Road Fund which contains proceeds from the motor fuel taxes. Road funds are granted to the City through the Illinois General Assembly. Administered through IDOT, the City receives the State Only Chicago Commitment (SOCC) funding to be used for roads, bridges, and other capital right-of-way projects. The City will typically use SOCC funding as a match to federal grants.

City Funds

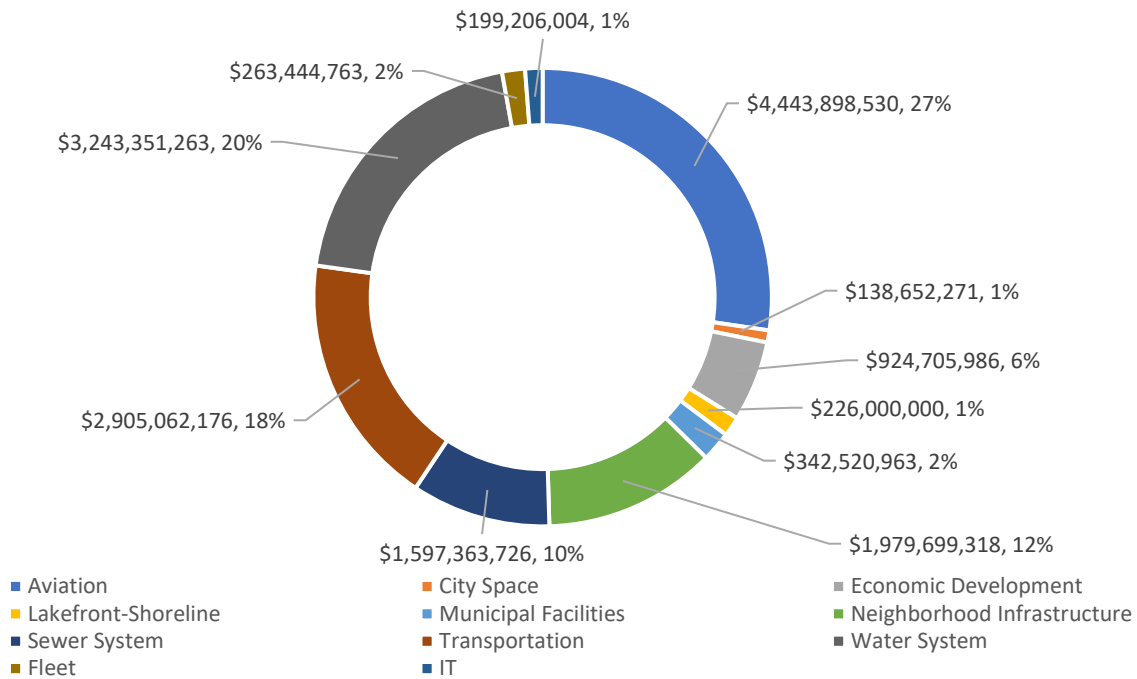
City Funds total \$402.9 million, making up 2.5 percent of the 2024-2028 CIP and includes open space impact fees, and other city-specific resources.

Open Space Impact Fees (OSIF) are one type of revenue that makes up City Funds. OSIF fees are collected on new residential developments in the City. These funds help create public open spaces including land acquisition and park improvements. OSIF expenditures are only invested in the community where the funds are generated, and City Council approval is required for all OSIF fund allocations.

Other Funds

This source totals \$951.7 million and comprises 5.9 percent of the CIP. Sources of funding in this category include other governments such as Cook County, sister

2024-2028 CIP Programs \$16.3 Billion



agencies such as the Chicago Park District, Private funds, and Funding To Be Determined (TBD). The 2024-2028 CIP is a five-year plan and therefore some future funding sources have not been secured or assigned to a project and are identified as TBD. This is useful as it still provides insight into the City’s planned capital investments.

A recent trend in public finance has been public/private ventures. This generally involves an agreement between the City and private interests to share expenditures that benefit both parties, and helps to stretch the City’s limited resources. Projects may use City funds for basic infrastructure improvements and private funds for additional non-standard amenities. Other private funds include special assessments to help fund programs such as the Shared Cost Sidewalk Program.

Water & Sewer Funding

The Water & Sewer Funding totals \$2.5 billion, or 15.0 percent of the 2024-2028 CIP. Funding for these programs is derived from several sources including Enterprise Funds, Revenue Bonds, and proceeds from

the Illinois Environmental Protection Agency (IEPA) and the Water Infrastructure Finance and Innovation Act (WIFIA) loan programs.

Enterprise Funds for the Water and Sewer projects are proceeds from water billings. Enterprise funds not only pay for capital improvements, but also for day-to-day operations of City related water and sewer services and Revenue Bond debt payments. The debt service for Revenue Bonds is supported by user charges or other project-related income collected within the City’s enterprise funds.

The IEPA Loan Program provides funding for capital projects to address human health and deteriorated water infrastructure. The WIFIA program assists in funding lead service line replacements in the City.

Aviation Funding

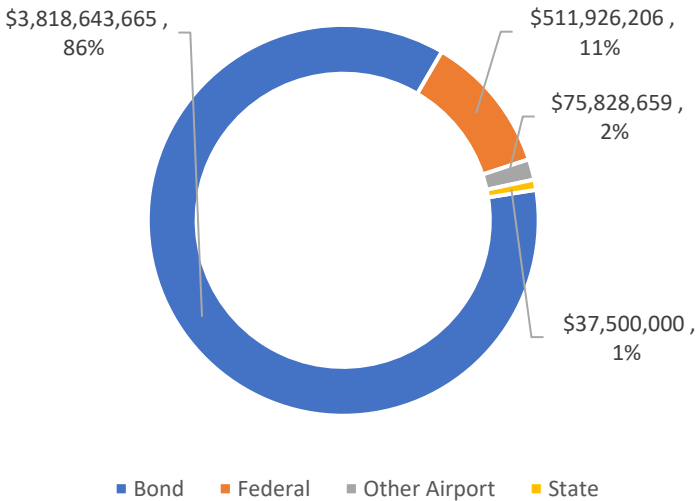
The 2024-2028 Aviation Funding totals \$3.9 billion, or 23.9 percent of the CIP. Funding includes Revenue Bonds, Airport Revenue and Federal and State funding. Aviation funding is used exclusively for projects at the City’s two international airports.

Enterprise Funds for Aviation are derived from revenues received at Midway and O'Hare airports including landing fees, concessions, passenger fees, and car rental fees. These support day-to-day operations of City related aviation services and revenue bond debt repayments.

For clarity purposes, the Water & Sewer and Aviation funding is presented separately from the other capital programmatic funding sources as they are distinct from basic City infrastructure funding.

Aviation

2024-2028 Aviation Funding
\$4.4 Billion



The Department of Aviation is responsible for the operation and maintenance of both Midway and O'Hare International Airports, which necessitates a capital program to modernize and expand facilities and infrastructure. Both airports' Capital Improvement Programs include projects that improve runways, taxiways and aprons, terminal buildings, access roadways, parking lots, and parking garages.

The 2024-2028 Aviation program totals \$4.4 billion. 86.0 percent of the program is funded using proceeds from aviation bonds. The remaining program is funded through \$75.8 million of airport funds, \$511.9 million of federal funds, and \$37.5 million of state funds.

Midway International Airport

Midway International Airport is the City's second largest airport, serving an average of around 1.6 million passengers per month.

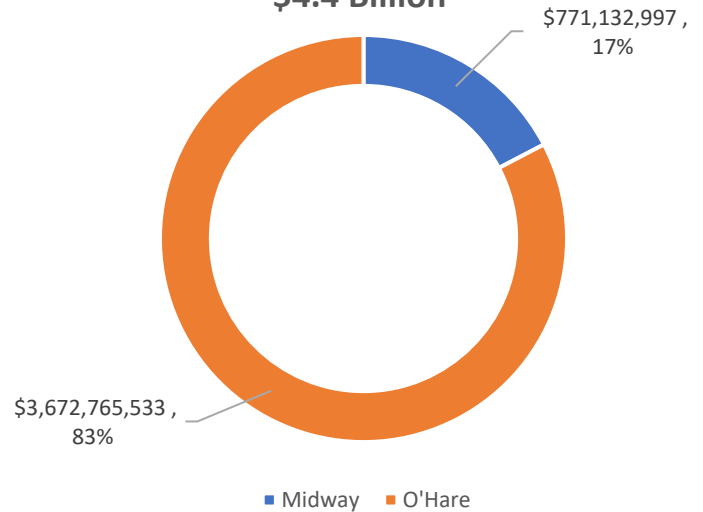
The 2024-2028 Midway International Airport CIP totals \$771.1 million. Program highlights include:

- \$114 million to support Phase 16 of the Residential Sound Insulation Program (RSIP), which insulates nearby homes from aircraft noise and improves quality of life for thousands of residents on Chicago's Southwest Side.
- \$132 million for the Aside Pavement Replacement Program.
- \$50 million for runway and taxiway upgrades.

O'Hare International Airport

O'Hare International Airport is the City's busiest airport, serving on an average more than 73 million passengers.

2024-2028 Aviation Programs
\$4.4 Billion





Groundbreaking at O'Hare's Terminal 3 Renovations

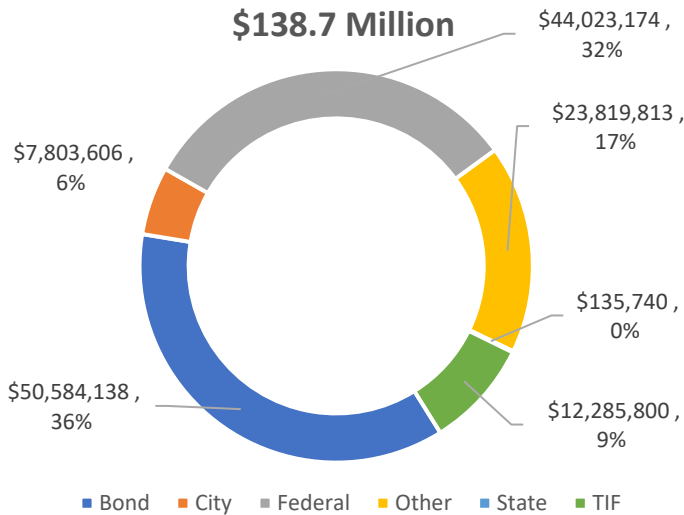
The 2024-2028 O'Hare International Airport CIP totals \$3.7 billion. Program highlights include:

- \$183.0 million for a new multi-story parking garage with approximately 1,700 spaces and an additional 700 surface parking spaces as part of landside improvements to Terminal 5.
- \$269.0 million for Terminal 3 improvements and renovations.
- \$1.7 Billion for the Terminal Area Plan (TAP). This program is envisioned as a larger multi-year project and has already been formally announced. The \$6.1 billion TAP includes the O'Hare Global Terminal and two satellite concourses which will increase gate capacity and reduce airfield congestion and ground delays.



City Space

2024-2028 City Space Funding
\$138.7 Million



The City Space program is an intergovernmental initiative which coordinates the creation of new, open space in neighborhoods with the greatest need for parkland. The program acquires and preserves existing wetlands, natural resources, and river edges as well as repurposing retired railroad infrastructure for trails and parks.

Over the next five years, City Space projects total \$138.7 million, of which \$58.4 million will be funded through bond proceeds and City revenues from Open Space Impact Fees (OSIF). The remaining \$80.3 million is funded through federal, state, TIF, and other funds.

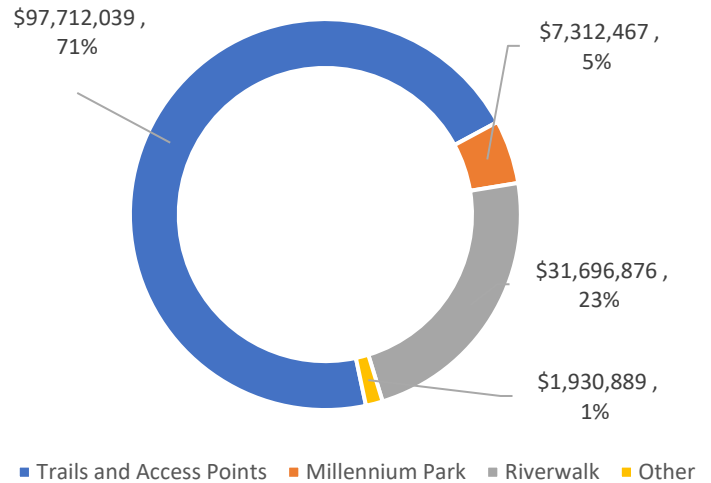
Highlights from the 2024-2028 City Space Program include:

- \$74.0 million for the engineering and construction of the Englewood Trail through 2028, which will transform a former elevated rail structure to a 1.7-mile nature trail. The project will provide recreation, transportation, and a natural open space to Englewood and the surrounding communities.
- \$5.0 million for the land acquisition and design of El Paseo Trail—a pedestrian and bike path

that would extend through Pilsen and Little Village.

- \$26.3 million for improvement to the Chicago Riverwalk from Franklin to Lake Street.

2024-2028 City Space Programs
\$138.7 Million



Economic Development

The Economic Development Program includes the sub-programs:

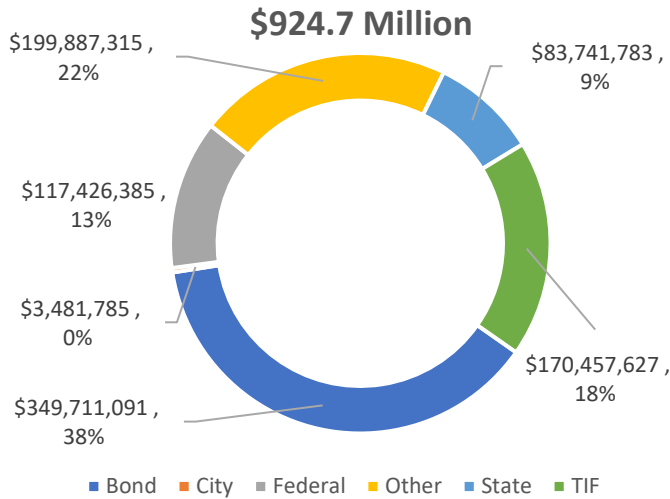
- Demolition
- Other Economic Projects
- Viaduct Improvement Program
- Streetscape Program

The Economic Development Program is administered by the Department of Transportation, Department of Buildings, Department of Fleet & Facility Management, Department of Cultural Affairs & Special Events, and Department of Planning & Development, which works with area businesses, community organizations, and other governmental bodies to encourage new investments that create and retain jobs.

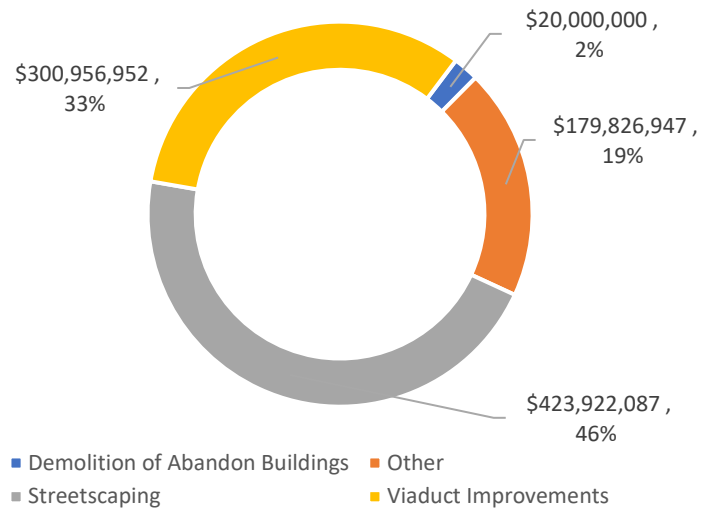
The total 2024-2028 Economic Development Program is approximately \$924.7 million. Bond funds make up the largest portion of the program with \$349.8 million, followed by Other funds (\$199.9 million), TIF funds (\$170.5 million), Federal funds (\$117.4 million) and

State funds (\$83.7 million). City funds make up the remaining \$3.5 million.

2024-2028 Economic Development Funding



2024-2028 Economic Development Programs



Demolition Program

The Demolition Program is designed to safely clear hazardous building sites to facilitate development. The proper disposal of hazardous materials and leveling of unsafe structures is managed by the Department of Buildings and is a key component in the City’s Economic Development Program.

The Demolition Program has a planned \$20.0 million budget through 2028.

Other Economic Projects

The Other Economic Development Projects Program encourages economic development projects that involve joint financing with other jurisdictions, such as the Federal Government, State of Illinois, Chicago Park District, or the private sector. These development projects are designed to enhance an area’s economic viability by improving industrial areas, public right-of-way infrastructure, and removing hazardous conditions that limit economic growth.

The 2024-2028 Other Economic Program totals \$179.8 million.

Viaduct Improvement Program

The Viaduct Improvement Program addresses the safety needs of the 174 viaducts throughout the city. The Viaduct Improvement Program upgrades viaduct structures and addresses lighting, sidewalk, roadway, and clearance issues, making passageways.

The 2024-2028 Viaduct Improvement Program totals \$301.0 million.

Streetscape Program

The Streetscape Program plays an important role in the livability, vitality, and character of our neighborhoods and commercial areas. The program develops safe and equitable streets for people of all ages and abilities by redesigning sidewalks, plazas, viaducts, crosswalks, bicycle lanes, public transportation stops, and pedestrian signals to prioritize safety and connectivity for all modes of transportation. These small and large-scale capital improvement projects incorporate CDOT’s Streetscape, Complete Streets, Sustainable Infrastructure, Placemaking in the Public Way, and Vision Zero guidelines and policies.

The 2024-2028 Streetscaping Program plans to spend \$423.9 million on 39 streetscapes across Chicago and

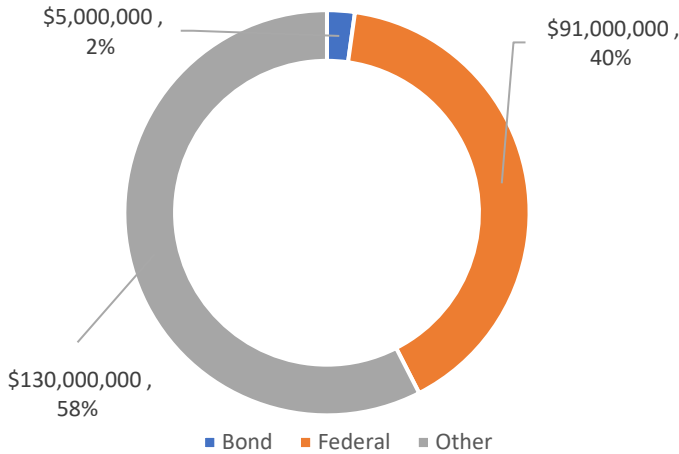
funding for design and engineering costs for future streetscapes. This includes the South Chicago streetscape on Commercial Avenue from 83rd street to 93rd street; and the North Lawndale streetscape on Ogden Avenue from Western to Kedzie.

Lakefront-Shoreline

2024-2028 Lakefront-Shoreline

Funding

\$226.0 Million



The Lakefront-Shoreline Program is a partnership between the City of Chicago, the Chicago Park District (Park District), and the U.S. Army Corps of Engineers to protect the City’s shoreline from erosion and deterioration. As part of Phase I, nine miles of lakeshore have been reconstructed, with 1.5 miles remaining. The remaining projects in Phase I consist of two projects, Morgan Shoal and Promontory Point. Local costs are shared equally between the City and the Park District. Bond proceeds will fund \$130.0 million, or 58.0 percent of the program with the remaining funding being provided by the Park District and Funds To Be Determined.

In many places, Chicago's shoreline protection was built between 1910 and 1931. Known as revetments, the shoreline protection is comprised of wood pile cribs filled with stones in the shape of steps. In the 1950s, the wood piles began collapsing, allowing



Promontory Point looking north towards Morgan Shoal Shoreline

shoreline protection structures and park land to erode and wash away.

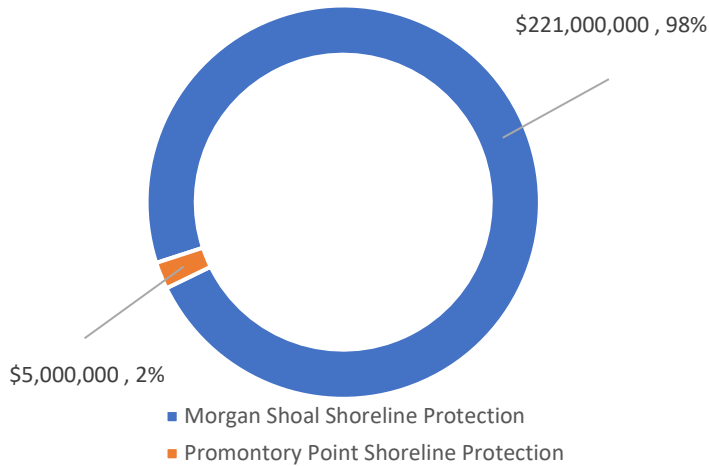
Due to their age and deteriorated condition, these structures no longer provide adequate protection for Lake Shore Drive, a Federal highway adjacent to this shoreline, and other public facilities. Since the mid-1990s the City has worked with the Park District and the Army Corps of Engineers to reinforce and replace these revetments to protect the City’s shoreline.

The 2024-2028 Lakefront-Shoreline Program totals \$226.0 million. Program highlights include:

- \$141.0 million for Morgan Shoal Shoreline design and reconstruction which entails 4,500 feet of linear shoreline between 45th Street and 51st Street that will be rebuilt. Morgan Shoal is an outcropping of bedrock close to the lake surface.
- \$100.0 million for the engineering of the Promontory Point Shoreline reconstruction project. This area, between 54th and 56th Street, is on the National Register of Historic Places and is the southernmost peninsula, constructed as a result of Burnham’s Chicago Plan of 1909. The project will reconstruct and protect 4,200 linear feet of shoreline.

- \$3.0 million for a Phase II Feasibility Study, to be conducted by the Army Corp of Engineers, to assess the next 8 miles of shoreline revetment needs.

2024-2028 Lakefront-Shoreline Programs \$226.0 Million



Municipal Facilities

The Municipal Facilities Program is an essential component of the City’s infrastructure, providing space to administer government services and store equipment. The Department Fleet and Facility Management (FFM) and user departments are responsible for the maintenance of these facilities. FFM is also charged with the responsibility of remodeling existing buildings and administering new facility construction.

The five-year allocation for Municipal Facilities totals \$342.5 million, including \$232.5 million from general obligation bonds and \$77.9 million from TIF funds. Together these two funding sources represent 91 percent of the total program funding, with City and Other Funds To Be Determined making up the remaining 9.0 percent.

FFM is responsible for maintaining a portfolio of City facilities including on-going maintenance and repairs. The City’s portfolio includes everything from libraries

and firehouses to office buildings and health centers. Responsibilities include building oversight; capital maintenance of heating, cooling, plumbing, electrical, fire and life safety systems; and masonry, carpentry, glazing, and painting services.

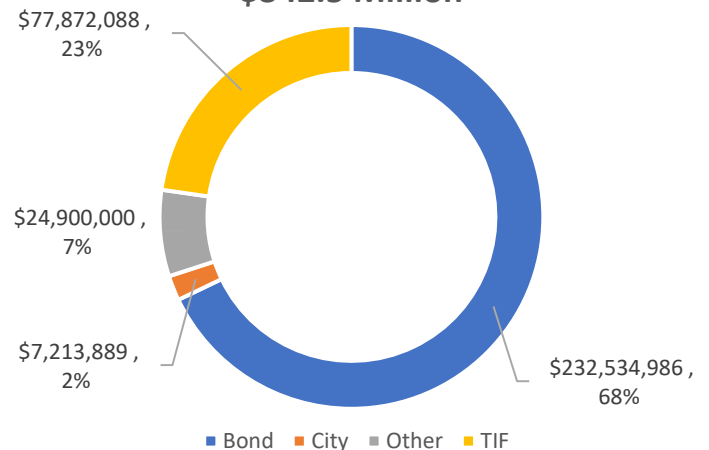
An integral part of the CIP is to maintain City assets in a state of good repair while driving down operational costs, as well as to provide improved service and accessibility to the public.

City Buildings

The 2024-2028 City Buildings Program totals \$167.8 million. Program highlights include:

- \$11.1 million for renovations to the Administrative Hearings Complex, including new windows, roofing, fire alarm system, and elevators.
- \$219.2 million for the construction of the new Joint Public Safety Training Academy. This facility will provide comprehensive, best-practice training for recruits and in-service first responders from Chicago Fire Department (CFD), Chicago Police Department (CPD), and the Office of Emergency Management Communications (OEMC).

2024-2028 Municipal Facilities Funding \$342.5 Million



- \$12.5 million for a new roof at the Southwest Material Recycling and Resorting Facility.

Fire Facilities

The Fire Facilities Program includes upgrades to 47 firehouses. These upgrades focus on mechanical, electrical, plumbing, window, and roof upgrades. The capital improvements will greatly increase the efficiency and life of these aging firehouses, with the average firehouse over 70 years old. The 2024-2028 Fire Facilities Program totals \$71.2 million.

Health & Human Service Centers

The Health & Human Service Centers Program includes upgrades at 10 public Health and Human Service Centers. Improvements include mechanical, plumbing, and electrical upgrades for better energy efficiency and maintenance; and interior upgrades to better serve the needs of the public. The 2024-2028 Health & Human Service Centers Program totals \$8.0 million.

Library Facilities

The mission of the Chicago Public Library’s capital improvement program is to upgrade branch library buildings through new construction, consolidation, or renovation of existing facilities. The Library Facilities Program is designed to reduce maintenance and rental costs, provide safe, structurally sound and inviting facilities, and ensure that current and future service needs are met. The Chicago Public Library consists of six districts that make up 80 branches and one central library.

The 2024-2028 Library Facilities Program totals \$30.8 million.

Police Facilities

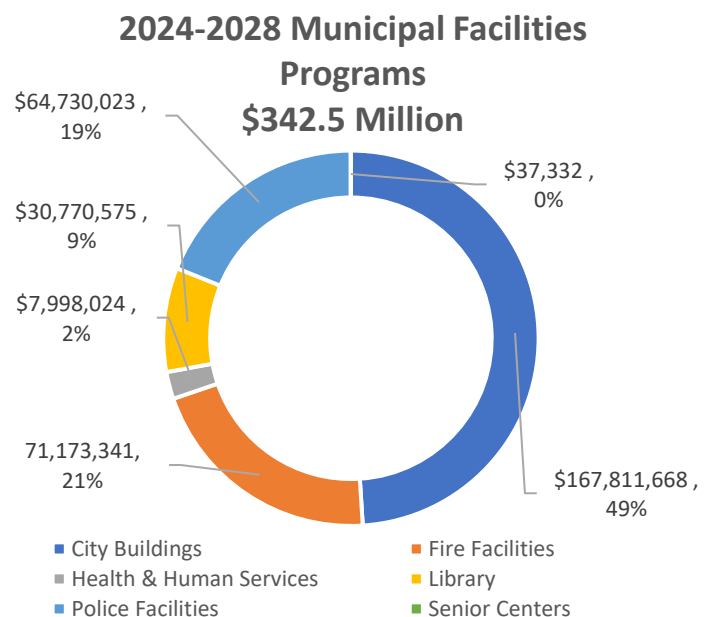
The Police Facilities Program includes upgrades at 11 district police stations that focus on mechanical, electrical, plumbing, ADA accessibility, and interior repairs. The 2024-2028 Police Facilities Program totals \$64.7 million.



Austin Satellite Senior Center

Senior Center Facilities

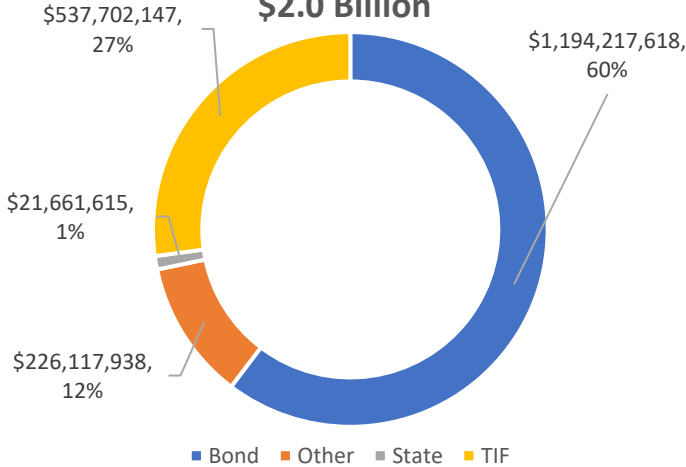
The Senior Center Facilities Program upgrades four Senior Centers Facilities. These upgrades include ADA improvements; mechanical system and roof replacement; and flooring replacement. These improvements will greatly enhance the City’s ability to provide needed services to Chicago’s senior citizens. The 2024-2028 Senior Center Facilities Program will complete upgrades and renovations to the Atlas Senior Center and the Southwest Senior Center.



Neighborhood Infrastructure

2024-2028 Neighborhood Infrastructure Funding

\$2.0 Billion



The Neighborhood Infrastructure Program is administered by CDOT and consists of capital improvements to the local street system of Chicago: residential streets, sidewalks, and lighting. The program is made up of:

- Aldermanic Menu
- Lighting
- New Street Construction
- Other Neighborhood Improvements
- Residential Street Resurfacing
- Sidewalk Construction sub-programs.

The Neighborhood Infrastructure program totals \$1.98 billion. Bond funds make up much of the program at \$1.2 billion. TIF makes up another \$537.7 million and State and Other funding sources make up the remaining \$247.8 million in Neighborhood Infrastructure.

Aldermanic Menu Program

The Aldermanic Menu is a program where City Council members choose capital improvements from a list, or “menu”, of infrastructure items depending on the infrastructure needs of the communities in their wards. These items include capital repairs to streets,

alleys, curbs, sidewalks, American with Disabilities Act (ADA) ramps, traffic calming structures, traffic signal modernization, alley lighting, streetlight upgrades and replacement, beautification projects, and investment in the public-use spaces of schools and parks. The 2024-2028 Aldermanic Menu totals \$501.0 million.

Lighting Program

CDOT’s Division of Electrical Operations is responsible for maintaining street lighting on 345,000 outdoor lights. CDOT’s Lighting Program consists of improvement to the street lighting in the public way, replacement of deteriorated streetlight poles and bases, installation of lighting in viaducts, re-lamping of street and alley lights, and streetlight cable replacement.

The 2024-2028 Lighting Program totals \$373.3 million.

New Street Construction Program

The New Street Construction Program replaces existing, unimproved streets. Unimproved streets are those without curbs and gutters or a concrete base and are commonly called “WPA Streets” since most were originally built under the Federal Works Progress Administration. The benefits of this program include new pavement, curbs and gutters, and upgrades to sewer, water, and electrical facilities.

The New Street Construction 2024-2028 program totals \$20.4 million.

Other Neighborhood Improvements

The Other Neighborhood Improvements Program is comprised of various types of capital improvements that enhance neighborhoods, including Tree Planting and Green Alley programs.

The 2024-2028 Other Neighborhood Improvements totals \$666.7 million.

Residential Street Resurfacing Program

The Residential Street Resurfacing Program upgrades deteriorated local streets by removing the existing

roadway surface and replacing it with an overlay of new asphalt. Also included are the adjustment to drainage structures, and installation of ramps at crosswalks. Resurfacing results in a better riding surface, improved drainage, and enhancement of the neighborhood's appearance.

The 2024-2028 Residential Street Resurfacing Program totals \$225.5 million.

Sidewalk Construction Program

The Sidewalk Construction Program replaces and repairs sidewalks through a variety of ways that include the Shared Cost Sidewalk Program, hazardous repairs, and the vaulted sidewalk repairs.

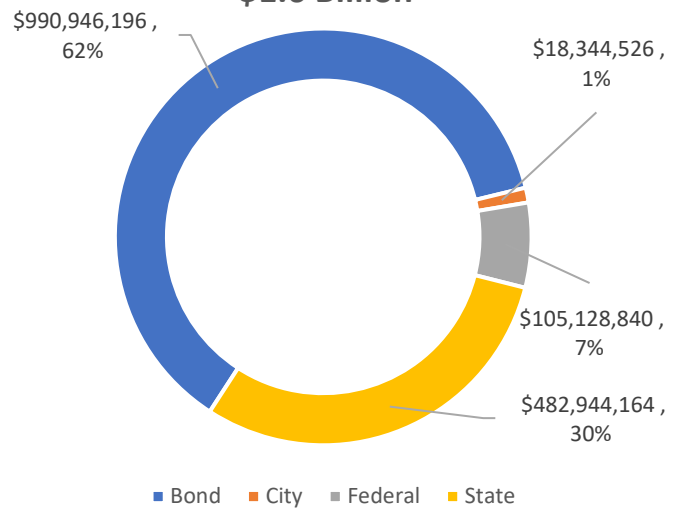
The Shared Cost Sidewalk Program replaces deteriorated sidewalks. The City and property owners each pay part of the construction costs needed for sidewalk improvements. When the property owner is a senior citizen, the City pays a greater share of the construction cost. Also, the City pays for the entire cost of sidewalk replacement at locations for which the City is solely responsible, such as alleys and

crosswalks. Hazardous repairs are the replacement of sidewalks that have been reported by citizens, inspected by CDOT, and determined hazardous. Vaulted sidewalk repairs involve filling in deteriorated vaulted sidewalks. Vaulted sidewalks were installed in some Chicago neighborhoods at the time when streets and sidewalks were raised five to six feet to avoid flooding due to the high-water table. These sidewalks are located primarily in the Near Northwest, Near Southwest, Lower West Side, and South Chicago communities.

The 2024-2028 Sidewalk Construction Program totals \$192.8 million.

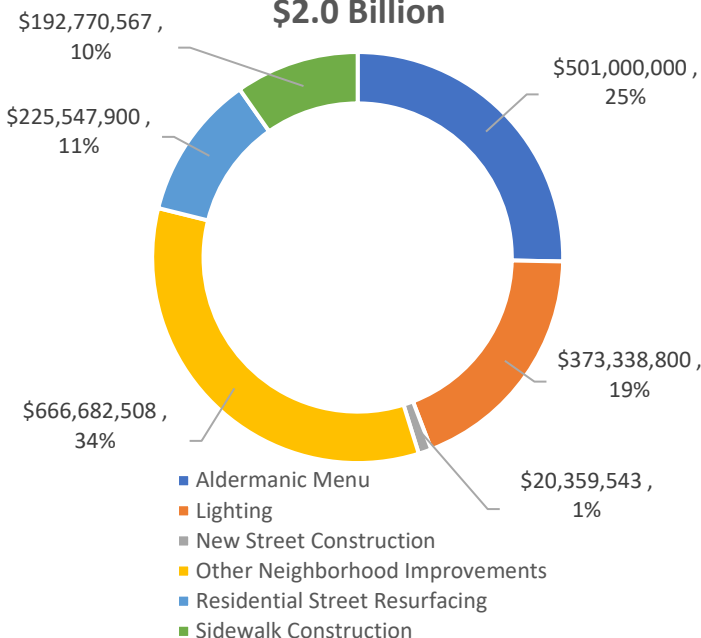
Sewer System

2024-2028 Sewer System Funding
\$1.6 Billion



The Department of Water Management (DWM) is responsible for the Sewer System Program. The City's sewer system consists of approximately 4,500 miles of sewers, 205,000 collection structures, and 146,000 manholes. The Sewer System Program provides for the replacement of deteriorated or undersized sewers based upon hydraulic evaluation, maintenance and repair records, and hydraulic evaluation. Construction costs are about \$5 million per mile for most larger sewers; however, sewers in the Central Business

2024-2028 Neighborhood Infrastructure Programs
\$2.0 Billion



District can cost substantially more to reconstruct. Sewer lining and rehabilitation of large diameter sewers are also listed in this program.

The Sewer System Program over the next five years represents approximately 10.5 percent of the CIP at \$1.6 billion. The program will be funded with \$18.3 million from sewer fees revenue, \$990.9 million in proceeds from sewer revenue bonds, and \$588.0 million of state and federal funds.

Sewer Lining

Sewer Lining utilizes cured-in-place and geopolymer lining technologies that rehabilitate older and damaged sewers to improve the structural integrity without excavation. The 2024-2028 Sewer Lining Program totals \$395.8 million.

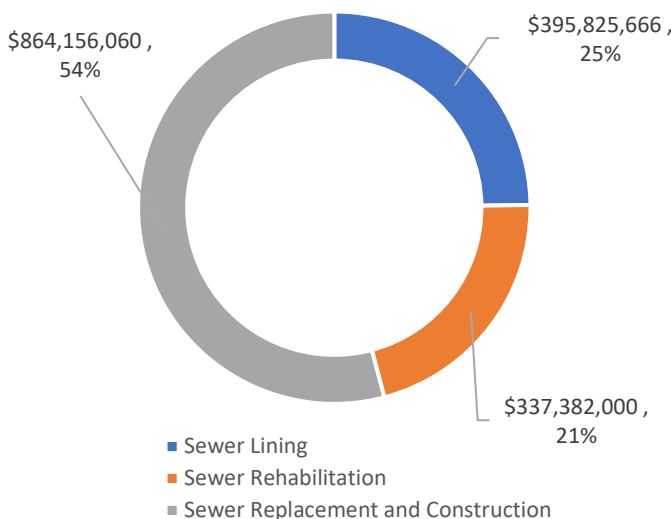
Sewer Rehabilitation

Sewer Rehabilitation improvements include proactively lining manholes and catch basins, cleaning out sewer assets, and repairing defective private drain connections. The 2024-2028 Sewer Rehabilitation Program totals \$337.4 million.

Sewer Replacement/Construction

Sewer Replacement/Construction replaces deficient sewers with new larger pipes to reduce the likelihood

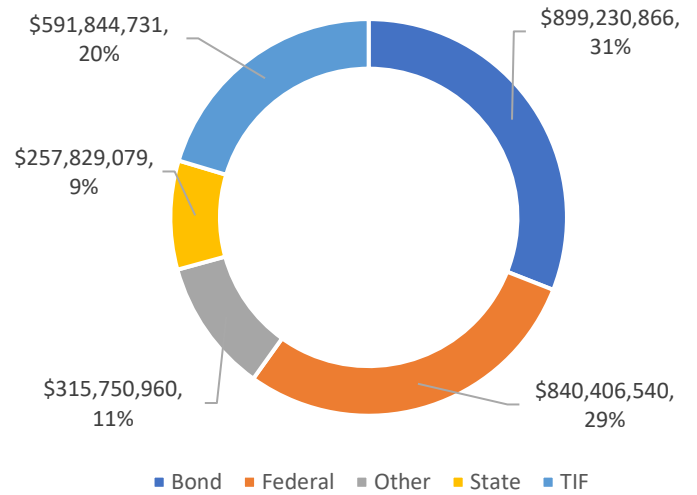
2024-2028 Sewer System Programs
\$1.6 Billion



of basement backups. The 2024-2028 Sewer Replacement/Construction Program totals \$867.2 million.

Transportation

2024-2028 Transportation Funding
\$2.9 Billion



The Transportation Program, administered by the Chicago Department of Transportation (CDOT), consists of capital improvements to the major street systems and enhancements to the transit systems that serve Chicago. Within the Transportation Program, CDOT administers:

- Bridge Improvements
- Intersection/Safety Improvements
- Major Streets
- Railroad Improvements
- Traffic Signals
- Transit/Bicycle/Pedestrian Improvements.

The Transportation Program totals \$2.9 billion in total funding and accounts for 18 percent of the total CIP. Federal and State funds comprise \$1.1 billion, TIF funds at \$573.1 million, bond funds account for \$899.2 billion, with all other funds coming in at \$584.4 million.

Bridge Improvement Program

CDOT maintains 243 bridges, including 36 moveable bridges, to ensure they are in safe, operable condition.

The 2024-2028 Bridge Improvement Program totals \$1.5 billion. Program highlights include:

- \$58.4 million for the major rehabilitation of the Lake Street Bascule Bridge, to allow for safe vehicular and “L” traffic over the Chicago River.
- \$58.4 million for the major rehabilitation of the LaSalle Street Bascule bridge over the Chicago River.
- \$93.0 million for the major new construction of the Taylor St. bridge over the South Branch of the Chicago River.

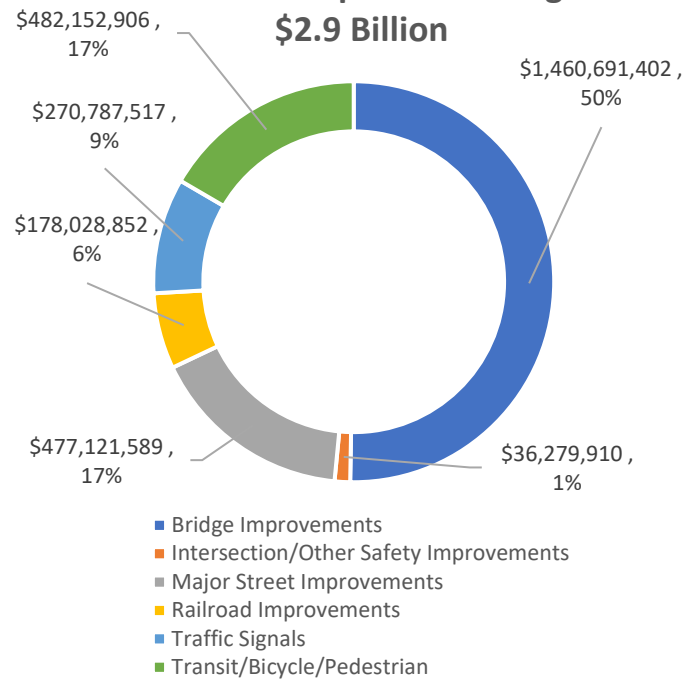


Newly rehabilitated Webster St Bridge over the Chicago River

Intersection/Safety Improvements

This program consists of the safe movement of vehicular and pedestrian traffic along the City’s 1,055 miles of arterial streets. In many cases, safety impediments such as narrow intersections and deteriorated railroad crossings cause traffic congestion and safety hazards to the public. CDOT seeks to remedy these problems by widening intersections to provide turning bays, rehabilitate railroad crossings, and install new traffic control devices (traffic signals and railroad crossing gates) where necessary.

2024-2028 Transportation Programs \$2.9 Billion



The 2024-2028 Intersection/Safety Improvements Program totals \$36.3 million.

Major Streets Program

The Major Streets Program provides for the resurfacing, reconstruction, or widening of the City’s arterial streets. These projects maintain a safe, efficient street system and reduce maintenance costs. ADA ramps are also installed or updated as part of this program.

The 2024-2028 Major Streets Program totals \$477.1 million. Program highlights include:

- \$51.5 million allocated for the improvement of the Logan Square. Plaza. The project will also include the redevelopment of the Logan Square CTA Blue Line Station.
- \$38.6 million allocated for the construction of Burley Avenue from 106th street to 126th place.
- \$20.2 million allocated for the Boulevard Improvement Program to help revitalize one of Chicago’s infrastructure treasures.

Railroad Improvements Program

The Railroad Improvements Program is the City working to enhance rail infrastructure by participating in the Chicago Regional Environmental and Transportation Efficiency (CREATE) Program. This is a partnership between the City, the U.S. Department of Transportation, the State of Illinois, Metra, Amtrak, and the freight railroads to invest in critically needed improvements to increase the efficiency of the region's passenger and freight rail infrastructure.

The 2024-2028 Railroad Improvements Program totals \$178.0 million. Program highlights include:

- \$62.8 million State funding for the CREATE Archer Avenue and Kenton Street project will construct an underpass and eliminate a railroad grade crossing, reducing congestion and improving safety for 18,600 vehicles and 259 CTA buses per day. More than 2,700 vehicles are currently delayed at this crossing daily, resulting in nearly 59,600 annual motorist hours of delay.
- \$99.4 million in State and County funding for the CREATE 95th Street and Eggleston Avenue project that will eliminate a railroad grade crossing, reducing congestion and improving safety for 24,000 vehicles, 2,800 trucks, and 700 CTA/Pace buses per day.
- \$50.7 million in federal and state funding for the CREATE Columbus Avenue at Maplewood Avenue project will construct an underpass that will eliminate a railroad grade crossing, reducing congestion and improving safety for 11,500 vehicles per day. Nearly 1,700 vehicles are currently delayed at this crossing daily, resulting in more than 36,800 annual motorist hours of delay.

Traffic Signal Program

The Traffic Signal Program includes the design and installation of new traffic signals; modernization of existing signals (which may include left-turn arrow installations, pedestrian countdown signals, and

Accessible Pedestrian Signals (APS)); and the interconnectivity of the traffic signal network. This program is designed to increase motorist and pedestrian safety, and to improve the traffic flow.

The 2024-2028 Traffic Signal Program totals \$270.8 million.


Transit/Bicycle/Pedestrian Program

CDOT manages projects that support rapid transit, bicycling, and walking to provide access to transit or an alternative option to motor vehicle travel for an entire trip. Also included in this program are the building of new in-fill CTA stations; major rehabilitation or replacement of select CTA stations; and extensions of other at-grade, subway, and elevated CTA facilities for which CDOT serves as the lead agency.

The Transit/Bicycle/Pedestrian Program includes Vision Zero improvements and other small projects grouped together to maximize impact in the neighborhoods. The Vision Zero Chicago program brings together the policies, partnerships, and technologies that prevent death and serious injury from traffic crashes. Through Vision Zero Chicago, the City is committed to eliminating fatalities and serious injuries from traffic crashes.

The 2024-2028 Traffic/Bicycle/Pedestrian Program totals \$482.2 million. Program highlights include:

- \$101.0 million for a new station on the Green Line at Damen Avenue to alleviate the current gap between Ashland Avenue and California Avenue.
- \$232.2 million for renovations to the CTA station at Clark and Lake.
- \$9.0 million improvements to the Brown Line service area in the Lincoln Square neighborhood



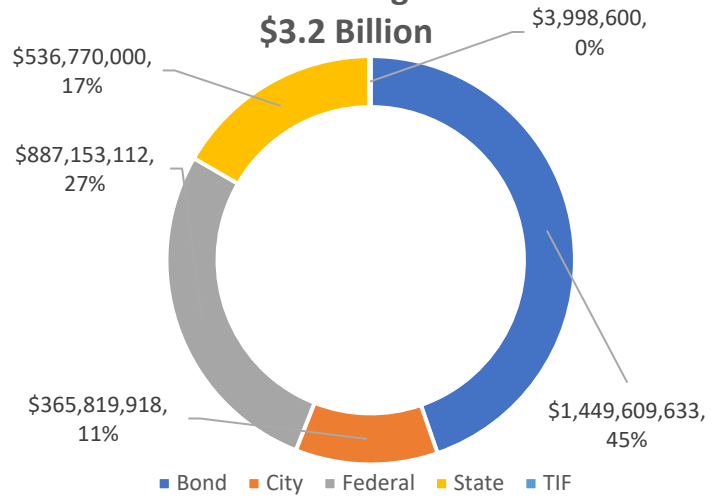
Damen Green Line Stop

Water System

The Department of Water Management (DWM) is responsible for delivering potable water from the filtration plants to pumping stations, the Chicago consumer, and adjacent suburban communities. The Water System Program includes maintaining the City’s two water purification plants; maintenance and upgrades to 12 pumping stations; protecting the available water supply through the installation of new and replacement of old grid mains and various appurtenances; replacing the 413,000 lead service lines within the city; and replacing unreliable meters to ensure proper accountability of water usage.

The total 2024-2028 Water System allocation is \$3.2 billion, including \$366 million from water fees, \$1.5 billion from bond funds, \$1.4 billion from state and federal loans/grants, and \$4.0 Million from TIF.

2024 – 2028 Water System Funding \$3.2 Billion



Jardine & Sawyer Water Purification Plants

The City has two water purification plants: Jardine and Sawyer. The capital program focuses on improvements to properly maintain the facilities ensuring continuity and efficiency at the City’s major purification plants. Within the next five years, the completion of an orthophosphate project at both purification plants will be completed, HVAC improvements to Jardine and a filter underdrain replacement at Sawyer will be underway as well. Investments at the two purification plants from 2024-2028 total \$497.8 million.

New Meter Program

The New Meter program will make significant investments in the later years of this five-year CIP through the replacement of current water meters reaching the end of their useful life, replacing the water meter reading system, and installing new meters at homes during lead service line replacements. The 2024-2028 New Meter Program budget will increase to \$220.5 million, over the previous five-year CIP budget of \$96.0 million.

Pumping Station Operations

The City has 12 pumping stations ensuring water distribution to all parts of the city as well as suburban

customers. The five-year CIP includes the Central Park Pumping Station’s conversion to electric, Southwest Pumping station tunnel connection for the Grand Prairie Water Commission, and upgrades to pumps and motors at various pumping stations. The 2024-2028 Pumping Station Operations Program totals \$288.9 million.

Water Distribution

The Water Distribution Program will replace and restore existing water mains throughout all parts of the 4,400 miles of the city water system including the continuation of the Lead Service Line Replacement Programs. The CIP budgets to meet the 10,000 annual lead service line replacement level starting in 2027 as set forth by the proposed Lead and Copper Rule Improvements by the United States EPA. The 2024-2028 Water Distribution Program equates to \$1.9 billion, a significant increase over the previous CIP’s \$760.9 million.

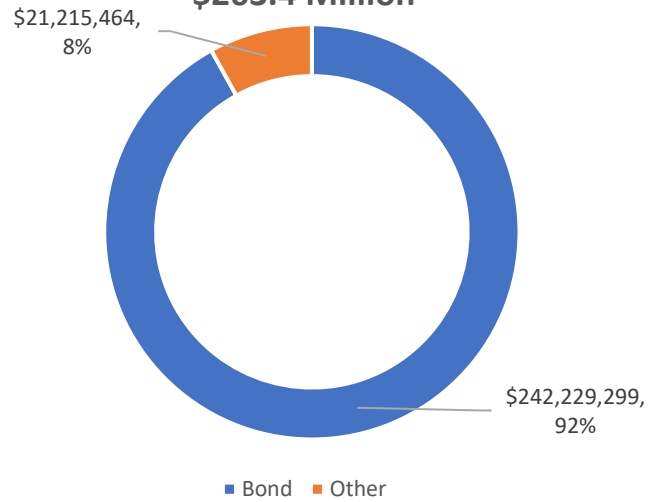
Water Engineering

The Water Engineering Program performs topographical surveys, structural inspections, leak surveys, and fire flow testing that guide the capital

construction for Water Systems. The 2024-2028 Water Engineering Program totals \$288.0 million.

Fleet

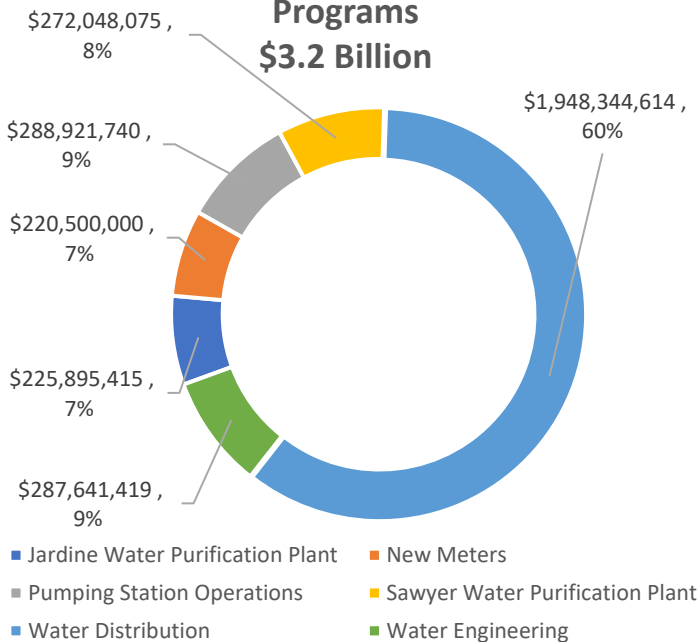
2024-2028 Fleet Funding
\$263.4 Million



The Department of Fleet and Facility Management manages the procurement and maintenance of more than 10,000 pieces of equipment and fleet utilized by every department in the City with the goal of electrifying all fleet by 2035.

To drive down maintenance costs and improve productivity, this Program supports over 280 electric vehicles, new CDOT trucks, Department of Streets & Sanitation garbage trucks, and police and fire vehicles.

2024 – 2028 Water System Programs
\$3.2 Billion

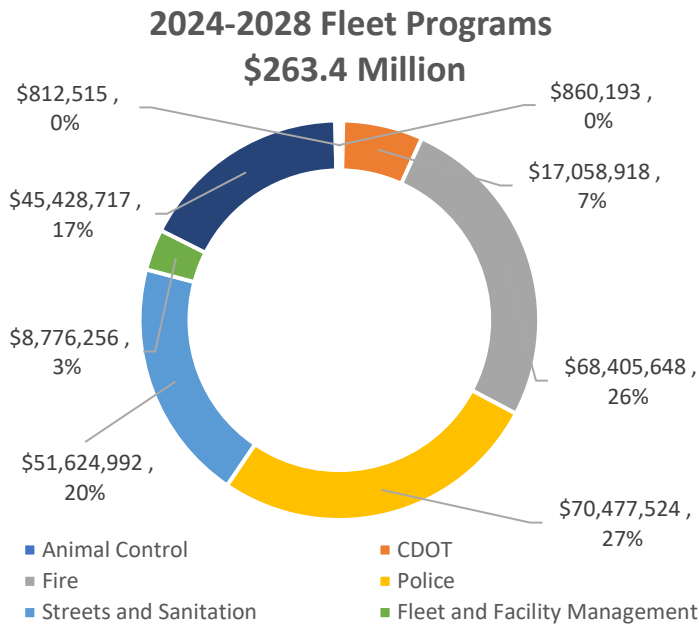


New electric vehicles utilized by city staff

Cyclical fleet management also results in some revenue being recovered when equipment is retired since the equipment can be sold for reuse rather than sold for scrap.

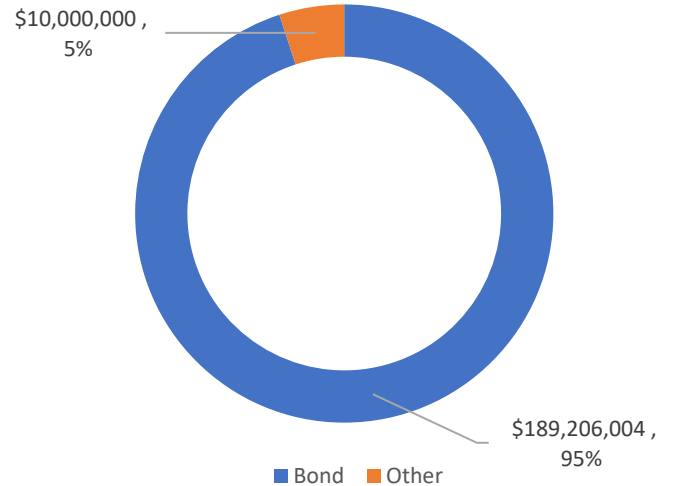
The 2024-2028 Fleet Program totals \$263.4 million in bond funding, including:

- \$68.4 million for the Chicago Fire Department
- \$70.5 million for the Chicago Police Department
- \$17.1 million for the Chicago Department of Transportation
- \$51.6 million for the Chicago Department of Streets and Sanitation
- \$8.8 million for the Chicago Department of Fleet and Facility Management
- \$45.4 million for interdepartmental fleet
- \$812,515 for the Department of Animal Control
- \$860,193 for OEMC



Information Technology

2024-2028 IT Funding
\$199.2 Million



The City of Chicago is implementing an ambitious IT Modernization Initiative lead by the newly established Department of Technology and Innovation. This program is broad, touching all departments and will streamline government processes and allow the City to utilize digital infrastructure to deliver high quality digital services to all Chicagoans.

The 2024-2028 CIP will leverage \$189.2 million in bond funding to replace unstable and expensive legacy systems with modern, user-friendly systems. This digital transformation will benefit all Chicago residents, employees, and businesses by increasing productivity, delivering better services, and reducing costs.

Program highlights include:

- \$19.5 million for citywide computer replacements.
- \$60.0 million for Customer Information System replacement to help streamline constituent interactions with city services.
- \$170.0 million for a new enterprise resource planning (ERP) system, which is a software system that will help the City manage and automate core financial processes.

Chicago Recovery Plan

The Chicago Recovery Plan (CRP) is a \$660 million capital bond authorized by City Council in the wake of the COVID-19 pandemic to spur capital investments as a means to help communities recover from the pandemic.

The CRP is not included in the 2024-2028 Capital Improvement Program publication as it is a standalone investment plan with funds allocated to non- City-owned assets.

The CRP bond invests \$660 million in the following nine priority areas:

- Affordable Housing
- Assistance to Families
- Environmental Justice
- Homelessness Support Services
- Community Climate Investments
- Community Development
- Parks & Infrastructure
- Small Business & Workforce Support

Housing and Economic Development Bond

The Housing and Economic Development Bond is a \$1.25 billion bond authorized by City Council for investments in housing, business innovation, job growth, and cultural and community assets. These initiatives will be funded through the issuance of a general obligation and Sales Tax Securitization Corporation bonds.

The Housing and Economic Development Bond is not included in the 2024-2028 Capital Improvement Program publication as it is a standalone investment plan with funds being allocated outside of City owned assets.

The Housing and Economic Development Bond invests the \$1.25 billion in the following six priority areas:

- Community Development Grants
- Small Business Capacity Building
- Jobs and Wealth Building
- Affordable Rental Housing
- Homeownership
- Homelessness

Further information about the Housing and Economic Development Bond, including details about allocations and spending strategies, can be found online at:

www.chicago.gov/city/en/sites/business-and-neighborhood-development-strategy/home.html

Other Agency Program Information

The following governmental agencies often partner with the City of Chicago on a variety of capital projects yet prepare their own capital plans on a yearly basis. In addition, many of these agencies host public hearings for their specific capital plans in order to provide citizens an opportunity to voice their comments, questions, and recommendations for the upcoming year's plan.

To find out more about the capital planning for these specific public agencies, please refer to the following contact information:

Chicago Park District (CPD)

4830 S. Western Ave.

Chicago, IL 60609

312-742-7529

www.chicagoparkdistrict.com

CHICAGO PUBLIC SCHOOLS (CPS)

42 W Madison St.

Chicago, IL 60602

773-553-2900

www.cps.edu/about/finance/capital-plan/

CHICAGO TRANSIT AUTHORITY (CTA)

567 W. Lake St, 7th Floor

Chicago, IL 60661

312-681-3450

www.transitchicago.com/finance/

CITY COLLEGES OF CHICAGO (CCC)

180 N. Wabash

Chicago, IL 60601

773-265-5343

www.ccc.edu

Cook County Department of Transportation & Highways (DoTH)

69 W. Washington St.

Chicago, IL 60602

312-603-1601

www.cookcountyil.gov/agency/transportation-and-highways

Illinois Department of Transportation (IDOT)

2300 S. Dirksen Pkwy.

Springfield, IL 62764

800-493-3434

idot.illinois.gov/

Metra

547 W. Jackson Blvd

Chicago, IL 60661

312-322-6643

metra.com/

Federal Highway Administration (FHWA)

1200 New Jersey Ave., SE

Washington, DC 20590

202-366-0660

highways.dot.gov/

U.S. Army Corps of Engineers (USACE)

231 S. LaSalle St.

Chicago, IL 60604

312-353-6400

www.usace.army.mil/

Chicago Metropolitan Agency of Planning (CMAP)

433 W. Van Buren St.,

Chicago, IL 60607

312-454-0400

www.cmap.illinois.gov/

How to Read This Report

Fund Summary by Capital Program, Subprogram, Fund Type

Overview: The Fund Report breaks each program and subprogram into individual funding sources and provides detail on which specific fund each program is utilizing, as well as which year the funds will be spent. Found in this report are individual bonds, TIFs, grants, or state and federal funds utilized by each program. For example, in the below sample the Roseland/Michigan TIF is expected to spend \$750,000 in 2024 for the Viaduct Improvement Program under the Economic Development Program, while \$68,029,901 is expected to be spent from all TIFs in 2024 for such program.

Fund Summary by Capital Program, Subprogram, Fund Type

Fund Source	2024	2025	2026	2027	2028	5 Year Total
Program	ECONOMIC DEVELOPMENT					
Subprogram	VIADUCT IMPROVEMENT PROGRAM					
Fund Type: TIF						
0974 Roseland/Michigan	\$ 750,000	\$	\$	\$	\$	\$ 750,000
Total TIF	\$ 68,029,901	\$ 10,975,715	\$ 0	\$ 0	\$ 0	\$ 79,005,616
Total VIADUCT IMPROVEMENT PROGRAM	\$ 151,889,722	\$ 72,767,348	\$ 27,950,000	\$ 35,450,000	\$ 12,950,000	\$ 301,007,070
Total ECONOMIC DEVELOPMENT	\$ 316,548,758	\$ 242,524,666	\$ 120,864,829	\$ 150,267,851	\$ 94,550,000	\$ 924,756,104

Project List by Program

Overview: The Project Report breaks out each program and subprogram by individual project, allowing the reader to see what fund sources and timelines are involved. Each project will have the anticipated design and construction start and end dates, which funds are being used, total project costs, prior year spend, what is expected to be spent this year, what is expected to be spent over the next five years, and the location of the project. In the example below the design phase of the ISW Auburn Gresham project began in 2021, with construction expected to end in 2027. The project will utilize two different Bond funds totaling \$24,690,000. \$1.2M has been spent in previous years, with \$1.5M expected to be spent this year, and \$23.5M expected to be spent between 2024 and 2028.

ECONOMIC DEVELOPMENT - STREETSCAPING

Phase Start and End Dates				Fund	Total	Prior Years	2024	2024-2028
43335 ISW Auburn Gresham: 79th St, Fielding to Paulina and Halsted St, 78th to 80th St								
Design	May-2021	Dec-2025		0C72 - Bond	2,100,000	1,200,877	899,123	899,123
Construct.	Oct-2024	Dec-2027		0C80 - Bond	22,590,000	0	590,000	22,590,000
					24,690,000	1,200,877	1,489,123	23,489,123
On S Halsted St From W 78th St To W 80th St			On W 79th St From S Paulina St To S Sangamon St			On W 79th St From S Sangamon St To S Fielding Ave		

Fund Summary by Capital Program, Subprogram, Fund Type

Fund Source	2024	2025	2026	2027	2028	5 Year Total
Program AVIATION						
Subprogram MIDWAY						
Fund Type: Bond						
0603 Aviation Revenue Bond-2024-Midway	\$ 118,260,359					\$ 118,260,359
0603 Aviation Revenue Bond-2025-Midway		143,806,625				143,806,625
0603 Aviation Revenue Bond-2026-Midway			111,093,535			111,093,535
0603 Aviation Revenue Bond-2027-Midway				70,119,282		70,119,282
0603 Aviation Revenue Bond-2028-Midway					45,499,559	45,499,559
Total Bond	\$ 118,260,359	\$ 143,806,625	\$ 111,093,535	\$ 70,119,282	\$ 45,499,559	\$ 488,779,360
Fund Type: Federal						
0623 Airport Improvement Grant Midway - 2024	6,320,498					6,320,498
0623 Airport Improvement Grant Midway - 2025		74,490,537				74,490,537
0623 Airport Improvement Grant Midway - 2026			70,919,757			70,919,757
0623 Airport Improvement Grant Midway - 2027				68,857,845		68,857,845
Total Federal	\$ 6,320,498	\$ 74,490,537	\$ 70,919,757	\$ 68,857,845	\$ 0	\$ 220,588,637
Fund Type: Other Airpt						
0679 Aviation Enterprise Fund - 2024 - Midway	8,192,898					8,192,898
0679 Aviation Enterprise Fund - 2025 - Midway		9,605,966				9,605,966
0679 Aviation Enterprise Fund - 2026 - Midway			9,605,966			9,605,966
0679 Aviation Enterprise Fund - 2027 - Midway				9,605,966		9,605,966
0679 Aviation Enterprise Fund - 2028 - Midway					4,034,034	4,034,034
Total Other Airpt	\$ 8,192,898	\$ 9,605,966	\$ 9,605,966	\$ 9,605,966	\$ 4,034,034	\$ 41,044,830
Fund Type: State						
MCDA State Grant - Midway 2024	4,144,034					4,144,034
MCDA State Grant - Midway 2025		4,144,034				4,144,034
MCDA State Grant - Midway 2026			4,144,034			4,144,034
MCDA State Grant - Midway 2027				4,144,034		4,144,034
MCDA State Grant - Midway 2028					4,144,034	4,144,034
Total State	\$ 4,144,034	\$ 4,144,034	\$ 4,144,034	\$ 4,144,034	\$ 4,144,034	\$ 20,720,170
Total MIDWAY	\$ 136,917,789	\$ 232,047,162	\$ 195,763,292	\$ 152,727,127	\$ 53,677,627	\$ 771,132,997

Fund Summary by Capital Program, Subprogram, Fund Type

Fund Source	2024	2025	2026	2027	2028	5 Year Total
Program	AVIATION					
Subprogram	O'HARE					
Fund Type: Bond						
0751 Aviation Revenue Bond - 2024	711,078,931					711,078,931
0751 Aviation Revenue Bond - 2025		769,569,984				769,569,984
0751 Aviation Revenue Bond - 2026	\$	\$ 106,000,000	\$ 425,888,810	\$	\$	531,888,810
0751 Aviation Revenue Bond - 2027				673,835,944		673,835,944
0751 Aviation Revenue Bond - 2028					643,490,636	643,490,636
Total Bond	\$ 711,078,931	\$ 875,569,984	\$ 425,888,810	\$ 673,835,944	\$ 643,490,636	\$ 3,329,864,305
Fund Type: Federal						
0624 Airport Improvement Grant O'Hare - 2024	42,887,569					42,887,569
0624 Airport Improvement Grant O'Hare - 2025		102,850,000				102,850,000
0624 Airport Improvement Grant O'Hare - 2026			94,450,000			94,450,000
0624 Airport Improvement Grant O'Hare - 2027				51,150,000		51,150,000
Total Federal	\$ 42,887,569	\$ 102,850,000	\$ 94,450,000	\$ 51,150,000	\$ 0	\$ 291,337,569
Fund Type: Other Airpt						
0750 Aviation Enterprise Fund - 2024	7,874,623					7,874,623
0750 Aviation Enterprise Fund - 2025		7,894,035				7,894,035
0750 Aviation Enterprise Fund - 2026			7,894,035			7,894,035
0750 Aviation Enterprise Fund - 2027				8,922,690		8,922,690
0750 Aviation Enterprise Fund - 2028					2,198,446	2,198,446
Total Other Airpt	\$ 7,874,623	\$ 7,894,035	\$ 7,894,035	\$ 8,922,690	\$ 2,198,446	\$ 34,783,829
Fund Type: State						
OCDA State Grant - O'Hare 2024	3,355,966					3,355,966
OCDA State Grant - O'Hare 2025		3,355,966				3,355,966
OCDA State Grant - O'Hare 2026			3,355,966			3,355,966
OCDA State Grant - O'Hare 2027				3,355,966		3,355,966
OCDA State Grant - O'Hare 2028					3,355,966	3,355,966
Total State	\$ 3,355,966	\$ 3,355,966	\$ 3,355,966	\$ 3,355,966	\$ 3,355,966	\$ 16,779,830
Total O'HARE	\$ 765,197,089	\$ 989,669,985	\$ 531,588,811	\$ 737,264,600	\$ 649,045,048	\$ 3,672,765,533
Total AVIATION	\$ 902,114,878	\$ 1,221,717,147	\$ 727,352,103	\$ 889,991,727	\$ 702,722,675	\$ 4,443,898,530

2024 - 2028 Capital Improvement Program

AVIATION - MIDWAY

	Phase Start and End Dates			Fund	Total	Prior Years	2024	2024-2028
39848 Parcel Land Acquisition (RPZ) lots 133, 134, 149, 150, 151, 152 (M8110.06-00)								
	Construct.	Jun-2006	Dec-2024	0603 - Bond	17,600,000	9,871,496	7,728,504	7,728,504
					<u>17,600,000</u>	<u>9,871,496</u>	<u>7,728,504</u>	<u>7,728,504</u>
Midway Airport - 5700 S Cicero Ave								
39851 Airfield Lighting Infrastructure Upgrades (M6105.15-00)								
	Design	Mar-2016	Nov-2016	0603 - Bond	2,781,624	1,981,626	799,998	799,998
	Construct.	May-2019	Dec-2024	0623 - Federal	3,231,825	3,231,825	0	0
					<u>6,013,449</u>	<u>5,213,451</u>	<u>799,998</u>	<u>799,998</u>
Midway Airport - 5700 S Cicero Ave								
41458 CIP Implementation (M8107 Series)								
	Design	Jan-2018	Dec-2026	0603 - Bond	16,500,000	0	5,500,000	16,500,000
	Construct.	Jan-2023	Dec-2026		<u>16,500,000</u>	<u>0</u>	<u>5,500,000</u>	<u>16,500,000</u>
Midway Airport - 5700 S Cicero Ave								
42668 Airfield Snow Removal Equipment 2024								
	Design	Jun-2023	Dec-2024	0603 - Bond	3,900,000	0	3,900,000	3,900,000
	Construct.	Jan-2024	Dec-2024		<u>3,900,000</u>	<u>0</u>	<u>3,900,000</u>	<u>3,900,000</u>
Midway Airport - 5700 S Cicero Ave								
42672 Economy Garage Lighting Upgrades (M5056.15-00)								
	Design	Jun-2021	Jun-2022	0603 - Bond	4,438,500	149,104	4,289,396	4,289,396
	Construct.	Jan-2023	Oct-2024		<u>4,438,500</u>	<u>149,104</u>	<u>4,289,396</u>	<u>4,289,396</u>
Midway Airport - 5700 S Cicero Ave								
43435 Central Terminal Pad Development (Pre-Conceptual Design and preliminary engineering) (M6113.21-)								
	Design	Oct-2020	Dec-2027	0603 - Bond	6,500,000	1,397,663	2,102,337	5,102,337
					<u>6,500,000</u>	<u>1,397,663</u>	<u>2,102,337</u>	<u>5,102,337</u>
Midway Airport - 5700 S Cicero Ave								

2024 - 2028 Capital Improvement Program

AVIATION - MIDWAY

	Phase Start and End Dates			Fund	Total	Prior Years	2024	2024-2028
43438 Terminal Parking Garage Structural Investigation & Repairs (M5058.21-00)								
	Design	Jan-2021	Dec-2021	0603 - Bond	3,800,000	171,814	3,628,186	3,628,186
	Construct.	Jun-2023	Dec-2024		<u>3,800,000</u>	<u>171,814</u>	<u>3,628,186</u>	<u>3,628,186</u>
Midway Airport - 5700 S Cicero Ave								
43441 Runway 13C/31C / Associated Taxiways Rehabilitation & Infrastructure Upgrades (M6112.20-00)								
	Design	Jun-2021	Dec-2021	0603 - Bond	12,500,000	0	3,600,000	12,500,000
	Construct.	Jun-2023	Dec-2026	0623 - Federal	37,500,000	0	0	37,500,000
					<u>50,000,000</u>	<u>0</u>	<u>3,600,000</u>	<u>50,000,000</u>
Midway Airport - 5700 S Cicero Ave								
43442 Airport Maintenance Complex Improvements (original scope and additional Scope) (M8119.15-00)								
	Design	Jan-2021	Dec-2022	0603 - Bond	62,750,000	1,196,384	2,000,000	61,553,616
	Construct.	Jan-2023	Dec-2026		<u>62,750,000</u>	<u>1,196,384</u>	<u>2,000,000</u>	<u>61,553,616</u>
Midway Airport - 5700 S Cicero Ave								
43444 Cyclical Vehicle Replacement 2023-2024 (M8123.21-00)								
	Construct.	Jan-2023	Dec-2024	0603 - Bond	3,460,000	890,640	2,569,360	2,569,360
					<u>3,460,000</u>	<u>890,640</u>	<u>2,569,360</u>	<u>2,569,360</u>
Midway Airport - 5700 S Cicero Ave								
43445 Passenger Loading Bridge Refresh Project (M1061.21-00)								
	Design	Jan-2023	Dec-2023	0603 - Bond	9,385,000	0	9,385,000	9,385,000
	Construct.	Jan-2024	Dec-2024		<u>9,385,000</u>	<u>0</u>	<u>9,385,000</u>	<u>9,385,000</u>
Midway Airport - 5700 S Cicero Ave								
43446 North CBIA Matrix Recapitalization & Optimization Project CDA Project # 33659 (M9190.21-00)								
	Design	Feb-2023	Jun-2023	0603 - Bond	1,800,000	0	969,231	1,800,000
	Construct.	Jun-2023	Nov-2025		<u>1,800,000</u>	<u>0</u>	<u>969,231</u>	<u>1,800,000</u>
Midway Airport - 5700 S Cicero Ave								

2024 - 2028 Capital Improvement Program

AVIATION - MIDWAY

	Phase Start and End Dates			Fund	Total	Prior Years	2024	2024-2028
44073 EDS HVAC Improvements CBIS Chiller Modifications								
	Design	Jan-2023	Dec-2023	0603 - Bond	1,600,000	0	1,600,000	1,600,000
	Construct.	Jan-2024	Dec-2024		<u>1,600,000</u>	<u>0</u>	<u>1,600,000</u>	<u>1,600,000</u>
Midway Airport - 5700 S Cicero Ave								
44074 Residential Sound Insulation Program (Phase 16)								
	Construct.	Jan-2023	Dec-2028	0603 - Bond	49,840,531	422,541	2,106,833	49,417,990
				0623 - Federal	64,838,387	0	6,320,498	64,838,387
					<u>114,678,918</u>	<u>422,541</u>	<u>8,427,331</u>	<u>114,256,377</u>
Midway Airport - 5700 S Cicero Ave								
44075 Terminal Restroom Renovation Project								
	Construct.	Jan-2023	Dec-2028	0603 - Bond	22,130,223	0	1,161,514	22,130,223
					<u>22,130,223</u>	<u>0</u>	<u>1,161,514</u>	<u>22,130,223</u>
Midway Airport - 5700 S Cicero Ave								
44079 Taxiway Y Pavement Rehabilitation								
	Design	Jan-2024	Dec-2024	0603 - Bond	8,000,000	0	3,600,000	8,000,000
	Construct.	Jan-2025	Dec-2025	0623 - Federal	24,000,000	0	0	24,000,000
					<u>32,000,000</u>	<u>0</u>	<u>3,600,000</u>	<u>32,000,000</u>
Midway Airport - 5700 S Cicero Ave								
44128 Fuel Farm Improvements								
	Design	Jan-2023	Jun-2023	0603 - Bond	4,000,000	0	4,000,000	4,000,000
	Construct.	Jul-2023	Dec-2024		<u>4,000,000</u>	<u>0</u>	<u>4,000,000</u>	<u>4,000,000</u>
Midway Airport - 5700 S Cicero Ave								

2024 - 2028 Capital Improvement Program

AVIATION - MIDWAY

	Phase Start and End Dates			Fund	Total	Prior Years	2024	2024-2028
44135 RSIP Odor Mitigation Midway Phase 1 (0000022550)								
	Construct.	Jan-2022	Dec-2028	0679 - Other Airpt	41,200,979	156,149	8,192,898	41,044,830
				0C66 - Bond	3,512,914	3,512,914	0	0
				MCDA - State	20,720,170	0	4,144,034	20,720,170
					<u>65,434,063</u>	<u>3,669,063</u>	<u>12,336,932</u>	<u>61,765,000</u>
Midway Airport - 5700 S Cicero Ave								
44247 Baggage Handling System and Checked Baggage Inspection System Upper Level Control (M9191.22-								
	Design	Jan-2023	Nov-2023	0603 - Bond	34,920,000	0	17,920,000	34,920,000
	Construct.	Jan-2024	Aug-2025		<u>34,920,000</u>	<u>0</u>	<u>17,920,000</u>	<u>34,920,000</u>
Midway Airport - 5700 S Cicero Ave								
44642 National Armory Acquisition & Renovation								
	Design	Jan-2024	Dec-2024	0603 - Bond	5,000,000	0	3,000,000	5,000,000
	Construct.	Jan-2024	Dec-2026		<u>5,000,000</u>	<u>0</u>	<u>3,000,000</u>	<u>5,000,000</u>
5700 S Cicero Ave								
45382 Central Terminal Pad Development								
	Design	Apr-2024	Dec-2027	0603 - Bond	29,949,750	0	20,000,000	29,949,750
	Construct.	Apr-2024	Dec-2027	0623 - Federal	89,750,250	0	0	89,750,250
					<u>119,700,000</u>	<u>0</u>	<u>20,000,000</u>	<u>119,700,000</u>
45383 Terminal Ramp Improvements - YPT Rehab								
	Design	Jan-2024	Dec-2024	0603 - Bond	2,000,000	0	2,000,000	2,000,000
	Construct.	Jan-2024	Dec-2024		<u>2,000,000</u>	<u>0</u>	<u>2,000,000</u>	<u>2,000,000</u>
45384 Airside Pavement Replacement Program								
	Design	Jun-2024	Oct-2028	0603 - Bond	132,000,000	0	9,900,000	132,000,000
	Construct.	Jun-2024	Oct-2028		<u>132,000,000</u>	<u>0</u>	<u>9,900,000</u>	<u>132,000,000</u>

2024 - 2028 Capital Improvement Program

AVIATION - MIDWAY

		Phase Start and End Dates		Fund	Total	Prior Years	2024	2024-2028
45385 Terminal Roof Replacement								
	Design	Jun-2024	Oct-2027	0603 - Bond	66,827,000	0	6,000,000	66,827,000
	Construct.	Jun-2024	Oct-2027		<u>66,827,000</u>	<u>0</u>	<u>6,000,000</u>	<u>66,827,000</u>
45448 Landside Fiber Ductbank Infrastructure								
	Construct.	Jun-2024	Oct-2025	0603 - Bond	1,678,000	0	500,000	1,678,000
					<u>1,678,000</u>	<u>0</u>	<u>500,000</u>	<u>1,678,000</u>
45620 Taxiway N Rehabilitation								
	Design	Jan-2026	Oct-2026	0603 - Bond	1,500,000	0	0	1,500,000
	Construct.	Apr-2027	Nov-2027	0623 - Federal	4,500,000	0	0	4,500,000
					<u>6,000,000</u>	<u>0</u>	<u>0</u>	<u>6,000,000</u>
Midway Airport - 5700 S Cicero Ave								
MIDWAY Total					\$794,115,153	\$22,982,156	\$136,917,789	\$771,132,997

2024 - 2028 Capital Improvement Program

AVIATION - O'HARE

	Phase Start and End Dates			Fund	Total	Prior Years	2024	2024-2028
40415 T3 Conc H&K Bldg 8C HVAC Upgrades - Const (H0072.18-08)								
	Construct.	Jul-2023	Jul-2025	0751 - Bond	40,879,182	102,293	702,350	40,776,889
					<u>40,879,182</u>	<u>102,293</u>	<u>702,350</u>	<u>40,776,889</u>
O'Hare International Airport - 10000 W Ohare St								
40478 Exterior Airside Terminal Maintenance, Ph 3 LL Windows (H1155.13-01)								
	Construct.	Feb-2022	Dec-2025	0751 - Bond	2,500,000	1,353,393	116,872	1,146,607
					<u>2,500,000</u>	<u>1,353,393</u>	<u>116,872</u>	<u>1,146,607</u>
O'Hare International Airport - 10000 W Ohare St								
40491 Cathodic Protection System Maintenance Program (H7107.15-00)								
	Design	Nov-2021	Dec-2024	0751 - Bond	840,000	167,150	672,850	672,850
					<u>840,000</u>	<u>167,150</u>	<u>672,850</u>	<u>672,850</u>
O'Hare International Airport - 10000 W Ohare St								
40971 Terminal 5 Expansion (H2028.17-00)								
	Design	Jun-2017	Jul-2017	0751 - Bond	381,201,940	375,612,143	5,589,797	5,589,797
	Construct.	Feb-2019	Apr-2024		<u>381,201,940</u>	<u>375,612,143</u>	<u>5,589,797</u>	<u>5,589,797</u>
O'Hare International Airport - 10000 W Ohare St								
41369 Infrastructure Reliability / Upgrades								
	Design	Jan-2023	Jun-2023	0751 - Bond	120,000,000	20,000,000	20,000,000	100,000,000
	Construct.	Jan-2023	Dec-2027		<u>120,000,000</u>	<u>20,000,000</u>	<u>20,000,000</u>	<u>100,000,000</u>
O'Hare International Airport - 10000 W Ohare St								
41375 Taxiway A/B Relocation, Phase 2 (H6224.19-00)								
	Design	Dec-2021	Jul-2023	0751 - Bond	87,067,500	17,911,225	64,930,748	69,156,275
	Construct.	Feb-2024	Nov-2025		<u>87,067,500</u>	<u>17,911,225</u>	<u>64,930,748</u>	<u>69,156,275</u>
O'Hare International Airport - 10000 W Ohare St								

2024 - 2028 Capital Improvement Program

AVIATION - O'HARE

		Phase Start and End Dates		Fund	Total	Prior Years	2024	2024-2028
41376 Infrastructure Asset Tagging Program (H0074.19-00)								
	Design	Mar-2022	Mar-2023	0751 - Bond	5,000,000	799,769	0	4,200,231
	Construct.	Mar-2022	Dec-2025		5,000,000	799,769	0	4,200,231
O'Hare International Airport - 10000 W Ohare St								
41377 Airport Geographic Information System (GIS) (H9020.19-00)								
	Design	Feb-2020	Dec-2022	0751 - Bond	5,000,000	1,686,139	0	3,313,861
	Construct.	Feb-2023	Dec-2025		5,000,000	1,686,139	0	3,313,861
O'Hare International Airport - 10000 W Ohare St								
41378 Airport Wide Asset Management System (H9021.19-00)								
	Design	Feb-2019	Dec-2019	0751 - Bond	8,000,000	4,105,815	0	3,894,185
	Construct.	Mar-2022	Jan-2025		8,000,000	4,105,815	0	3,894,185
O'Hare International Airport - 10000 W Ohare St								
41380 Fuel Committee New W. Admin Bldg. & Other Fac. Renovations (H6228.19-00)								
	Design	Mar-2019	Dec-2020	0751 - Bond	7,360,000	5,286,466	2,073,534	2,073,534
	Construct.	Sep-2021	May-2024		7,360,000	5,286,466	2,073,534	2,073,534
O'Hare International Airport - 10000 W Ohare St								
41383 314.1E.1 Vault Mods, EFSO and Related (H6230.19-00)								
	Design	Jul-2019	Dec-2021	0751 - Bond	13,490,000	4,317,000	0	9,173,000
	Construct.	Sep-2022	May-2028		13,490,000	4,317,000	0	9,173,000
O'Hare International Airport - 10000 W Ohare St								
41385 H&R Ventilation and Pressurization - Design & Const. (H7113.19-00)								
	Design	Jan-2019	Dec-2020	0751 - Bond	3,675,000	69,377	332,031	3,605,623
	Construct.	Nov-2024	Oct-2026		3,675,000	69,377	332,031	3,605,623
O'Hare International Airport - 10000 W Ohare St								

2024 - 2028 Capital Improvement Program

AVIATION - O'HARE

	Phase Start and End Dates			Fund	Total	Prior Years	2024	2024-2028
41387 Upgrade Domestic Water Converters in H&R and Ops Tower (H7116.19-00)								
	Design	Jan-2020	Dec-2023	0751 - Bond	1,200,450	134,380	16,964	1,066,070
	Construct.	Jun-2024	Dec-2025		<u>1,200,450</u>	<u>134,380</u>	<u>16,964</u>	<u>1,066,070</u>
O'Hare International Airport - 10000 W Ohare St								
41388 Comprehensive Sewer Televising Program (H6231.19-00)								
	Design	Jan-2023	Mar-2023	0751 - Bond	1,770,800	4,633	1,510,398	1,766,167
	Construct.	Apr-2023	Jan-2025		<u>1,770,800</u>	<u>4,633</u>	<u>1,510,398</u>	<u>1,766,167</u>
O'Hare International Airport - 10000 W Ohare St								
41390 United North Parking Lot Rehab - Design & Const. (H5185.19-00)								
	Design	Apr-2023	Oct-2023	0751 - Bond	525,955	0	467,279	525,955
	Construct.	Dec-2023	Sep-2025		<u>525,955</u>	<u>0</u>	<u>467,279</u>	<u>525,955</u>
O'Hare International Airport - 10000 W Ohare St								
41391 Spine Road Relocation - Design and Construction (H6234.19-00)								
	Design	Jan-2019	Dec-2023	0751 - Bond	7,316,000	534,035	6,620,445	6,781,965
	Construct.	Dec-2023	Apr-2025		<u>7,316,000</u>	<u>534,035</u>	<u>6,620,445</u>	<u>6,781,965</u>
O'Hare International Airport - 10000 W Ohare St								
41392 90" JAWA Relocation - Design & Construction (H5183.18-00)								
	Design	Jan-2019	Dec-2022	0751 - Bond	21,650,000	2,742,865	15,492,906	18,907,135
	Construct.	May-2023	Sep-2026		<u>21,650,000</u>	<u>2,742,865</u>	<u>15,492,906</u>	<u>18,907,135</u>
O'Hare International Airport - 10000 W Ohare St								
41393 Replacement of Rotunda Air Handling Units - Construction (H7106.18-01)								
	Construct.	Aug-2021	Jan-2024	0751 - Bond	19,417,750	15,342,857	4,074,893	4,074,893
					<u>19,417,750</u>	<u>15,342,857</u>	<u>4,074,893</u>	<u>4,074,893</u>
O'Hare International Airport - 10000 W Ohare St								

2024 - 2028 Capital Improvement Program

AVIATION - O'HARE

	Phase Start and End Dates			Fund	Total	Prior Years	2024	2024-2028
41394 Restroom Modernization Program- International Phase 1 (H2036.19-00)								
	Design	Jun-2018	Dec-2020	0751 - Bond	11,377,048	2,110,686	9,266,362	9,266,362
	Construct.	Apr-2021	Nov-2024		<u>11,377,048</u>	<u>2,110,686</u>	<u>9,266,362</u>	<u>9,266,362</u>
O'Hare International Airport - 10000 W Ohare St								
41398 T1 & T3 Back-up Heat Exchanger Pump (H7117.19-00)								
	Design	Jan-2021	Dec-2023	0751 - Bond	4,767,880	147,633	13,523	4,620,247
	Construct.	Jun-2024	Dec-2025		<u>4,767,880</u>	<u>147,633</u>	<u>13,523</u>	<u>4,620,247</u>
O'Hare International Airport - 10000 W Ohare St								
41399 Sewer Main Lining - Construction (H6232.19-00)								
	Construct.	Mar-2023	Apr-2025	0751 - Bond	2,126,125	350,500	1,372,250	1,775,625
					<u>2,126,125</u>	<u>350,500</u>	<u>1,372,250</u>	<u>1,775,625</u>
O'Hare International Airport - 10000 W Ohare St								
41400 L Concourse HVAC System Upgrades - Design & Const. (H7120.19-00)								
	Design	Jan-2023	Aug-2023	0751 - Bond	34,423,500	266,642	13,184,740	34,156,858
	Construct.	Sep-2023	Sep-2026		<u>34,423,500</u>	<u>266,642</u>	<u>13,184,740</u>	<u>34,156,858</u>
O'Hare International Airport - 10000 W Ohare St								
41401 Ramp Tower Improvements -T-1 (H1186.19-00)								
	Design	Jan-2023	Dec-2023	0751 - Bond	230,000	0	213,269	230,000
	Construct.	Dec-2023	Sep-2025		<u>230,000</u>	<u>0</u>	<u>213,269</u>	<u>230,000</u>
O'Hare International Airport - 10000 W Ohare St								
41402 Restroom Modernization Program- International Phase 2 (H2037.19-00)								
	Design	Jan-2020	Dec-2020	0751 - Bond	8,347,500	1,603,136	0	6,744,364
	Construct.	Apr-2021	Oct-2026		<u>8,347,500</u>	<u>1,603,136</u>	<u>0</u>	<u>6,744,364</u>
O'Hare International Airport - 10000 W Ohare St								

2024 - 2028 Capital Improvement Program

AVIATION - O'HARE

	Phase Start and End Dates			Fund	Total	Prior Years	2024	2024-2028
41404 Terminal Building ADA Improvements (H1180.18-00)								
	Design	Jul-2018	Dec-2023	0751 - Bond	6,480,284	565,071	3,909,197	5,915,213
	Construct.	Jan-2024	Apr-2025		<u>6,480,284</u>	<u>565,071</u>	<u>3,909,197</u>	<u>5,915,213</u>
O'Hare International Airport - 10000 W Ohare St								
41405 Terminal LED Lighting Program - 2019 (H1187.19-00)								
	Design	Jan-2024	Dec-2024	0751 - Bond	1,325,000	0	60,818	1,325,000
	Construct.	Jun-2025	Mar-2027		<u>1,325,000</u>	<u>0</u>	<u>60,818</u>	<u>1,325,000</u>
O'Hare International Airport - 10000 W Ohare St								
41406 Ramp Tower Improvements - T3 L & K (H1188.19-00)								
	Design	Jan-2023	Dec-2023	0751 - Bond	459,406	9,900	421,168	449,506
	Construct.	Dec-2023	Aug-2025		<u>459,406</u>	<u>9,900</u>	<u>421,168</u>	<u>449,506</u>
O'Hare International Airport - 10000 W Ohare St								
41408 Terminal 5 Security Camera Upgrades (H9022.19-00)								
	Design	Jan-2023	Dec-2023	0751 - Bond	4,180,000	77,471	3,779,488	4,102,529
	Construct.	Dec-2023	Apr-2025		<u>4,180,000</u>	<u>77,471</u>	<u>3,779,488</u>	<u>4,102,529</u>
O'Hare International Airport - 10000 W Ohare St								
41409 Terminal 5 Self Park Upgrades (H5186.19-00)								
	Design	Jan-2023	Jun-2023	0751 - Bond	3,010,000	0	0	3,010,000
	Construct.	Nov-2024	Nov-2025		<u>3,010,000</u>	<u>0</u>	<u>0</u>	<u>3,010,000</u>
O'Hare International Airport - 10000 W Ohare St								
41411 H/K Skylight Repairs (H1189.19-00)								
	Design	Jan-2023	Jul-2023	0751 - Bond	570,672	2,280	432,421	568,392
	Construct.	Aug-2023	Mar-2025		<u>570,672</u>	<u>2,280</u>	<u>432,421</u>	<u>568,392</u>
O'Hare International Airport - 10000 W Ohare St								

2024 - 2028 Capital Improvement Program

AVIATION - O'HARE

		Phase Start and End Dates		Fund	Total	Prior Years	2024	2024-2028
41413 Terminal 5 Ticket Counter Baggage Scales (H2040.19-00)								
	Design	Jan-2023	Apr-2023	0751 - Bond	780,000	0	780,000	780,000
	Construct.	Jun-2023	Dec-2024		<u>780,000</u>	<u>0</u>	<u>780,000</u>	<u>780,000</u>
O'Hare International Airport - 10000 W Ohare St								
41415 Common-Use Jet-bridge, PC Air, 400 Hz Replacements - T5 (H2041.19-00)								
	Design	Jul-2018	Dec-2019	0751 - Bond	17,000,000	15,284,885	1,715,115	1,715,115
	Construct.	Mar-2020	Apr-2024		<u>17,000,000</u>	<u>15,284,885</u>	<u>1,715,115</u>	<u>1,715,115</u>
O'Hare International Airport - 10000 W Ohare St								
41417 T1 B/C Terminal Apron Level Ext. Repairs (Masonry, columns, walls) (H1195.19-00)								
	Design	Jan-2023	Dec-2024	0751 - Bond	2,186,553	0	26,222	2,186,553
	Construct.	Apr-2025	Dec-2025		<u>2,186,553</u>	<u>0</u>	<u>26,222</u>	<u>2,186,553</u>
O'Hare International Airport - 10000 W Ohare St								
41418 Terminal Building ADA Improvements - T5 (H2044.19-00)								
	Design	Jan-2019	Dec-2023	0751 - Bond	1,195,034	160,898	700,104	1,034,136
	Construct.	Jan-2024	Jan-2025		<u>1,195,034</u>	<u>160,898</u>	<u>700,104</u>	<u>1,034,136</u>
O'Hare International Airport - 10000 W Ohare St								
41419 Common-Use Jet-bridge, PC Air, 400 Hz Replacements (H1183.19-00)								
	Design	Jan-2019	Dec-2023	0751 - Bond	10,630,500	5,364,905	1,974,998	5,265,595
	Construct.	Jan-2024	Nov-2025		<u>10,630,500</u>	<u>5,364,905</u>	<u>1,974,998</u>	<u>5,265,595</u>
O'Hare International Airport - 10000 W Ohare St								
41420 Terrazzo Replacement in Concourse G, H and K (H1202.19-00)								
	Design	Jan-2023	Dec-2023	0751 - Bond	23,115,000	0	0	23,115,000
	Construct.	May-2025	May-2027		<u>23,115,000</u>	<u>0</u>	<u>0</u>	<u>23,115,000</u>
O'Hare International Airport - 10000 W Ohare St								

2024 - 2028 Capital Improvement Program

AVIATION - O'HARE

	Phase Start and End Dates			Fund	Total	Prior Years	2024	2024-2028
41423 T5 Common & Maintenance Area LED Lighting Upgrade (H2046.19-00)								
	Design	Jan-2023	Dec-2023	0751 - Bond	1,920,220	0	0	1,920,220
	Construct.	Apr-2025	Dec-2026		<u>1,920,220</u>	<u>0</u>	<u>0</u>	<u>1,920,220</u>
O'Hare International Airport - 10000 W Ohare St								
41424 Fire Alarm System Replacements - Design & Construction (H9024.19-00)								
	Design	Jan-2019	Dec-2022	0751 - Bond	1,507,830	39,984	0	1,467,846
	Construct.	Mar-2028	Aug-2028		<u>1,507,830</u>	<u>39,984</u>	<u>0</u>	<u>1,467,846</u>
O'Hare International Airport - 10000 W Ohare St								
41428 Terminal 3 Apron LED Lighting (H6213.18-00)								
	Design	Mar-2023	Jul-2023	0751 - Bond	1,742,400	0	500,000	1,742,400
	Construct.	Aug-2024	Mar-2025		<u>1,742,400</u>	<u>0</u>	<u>500,000</u>	<u>1,742,400</u>
O'Hare International Airport - 10000 W Ohare St								
41457 Concourses G & L Gate Swap H1178.17-00 thru 02								
	Design	Jan-2018	Mar-2018	0751 - Bond	54,382,675	27,431,154	11,874,610	26,951,521
	Construct.	Apr-2018	Aug-2025		<u>54,382,675</u>	<u>27,431,154</u>	<u>11,874,610</u>	<u>26,951,521</u>
O'Hare International Airport - 10000 W Ohare St								
42062 T5 Comm. Room / Baggage Control Room HVAC Upgrades (H2038.19-00)								
	Design	Apr-2019	Jun-2023	0751 - Bond	1,420,661	631,900	788,761	788,761
	Construct.	Jul-2023	May-2024		<u>1,420,661</u>	<u>631,900</u>	<u>788,761</u>	<u>788,761</u>
O'Hare International Airport - 10000 W Ohare St								
42064 Fire Hydrant and Backflow Prevention Improvements (H6233.19-00)								
	Design	Oct-2023	Oct-2025	0751 - Bond	3,350,000	0	0	3,350,000
	Construct.	Jan-2026	Sep-2026		<u>3,350,000</u>	<u>0</u>	<u>0</u>	<u>3,350,000</u>
O'Hare International Airport - 10000 W Ohare St								

2024 - 2028 Capital Improvement Program

AVIATION - O'HARE

	Phase Start and End Dates			Fund	Total	Prior Years	2024	2024-2028
42073 Airport Maintenance Center (AMC) Building Renovations (H6220.19-00)								
	Design	Jul-2020	Aug-2024	0751 - Bond	6,700,000	45,323	231,764	6,654,677
	Construct.	May-2025	Nov-2026		<u>6,700,000</u>	<u>45,323</u>	<u>231,764</u>	<u>6,654,677</u>
O'Hare International Airport - 10000 W Ohare St								
42074 East Taxiway Improvement (H6221.19-00)								
	Design	Jan-2022	Dec-2023	0624 - Federal	43,000,000	0	21,150,000	43,000,000
	Construct.	Jan-2024	Nov-2026	0751 - Bond	35,000,000	2,153,109	20,250,512	32,846,891
					<u>78,000,000</u>	<u>2,153,109</u>	<u>41,400,512</u>	<u>75,846,891</u>
O'Hare International Airport - 10000 W Ohare St								
42075 Runway 10L-28R (2023) Rehabilitation (H6222.19-00)								
	Design	Jun-2024	Aug-2025	0751 - Bond	24,860,038	0	81,255	24,860,038
	Construct.	Jun-2026	Feb-2027		<u>24,860,038</u>	<u>0</u>	<u>81,255</u>	<u>24,860,038</u>
O'Hare International Airport - 10000 W Ohare St								
42076 Bravo Hold Pad Reconfiguration - Aircraft Hold Pad Construction (H6223.19-00)								
	Design	Jul-2024	Jun-2026	0751 - Bond	38,850,000	0	128,233	38,850,000
	Construct.	Sep-2027	Jul-2028		<u>38,850,000</u>	<u>0</u>	<u>128,233</u>	<u>38,850,000</u>
O'Hare International Airport - 10000 W Ohare St								
42080 202.2A West Pump Pad Improvements (H6225.19-00)								
	Design	Feb-2019	Jun-2021	0751 - Bond	20,520,824	19,503,854	1,016,970	1,016,970
	Construct.	Sep-2021	May-2024		<u>20,520,824</u>	<u>19,503,854</u>	<u>1,016,970</u>	<u>1,016,970</u>
O'Hare International Airport - 10000 W Ohare St								
42082 203.2C West Tank Farm Electrical & Control Upgrades (H6226.19-00)								
	Design	Mar-2019	Jun-2021	0751 - Bond	17,259,038	16,406,352	852,686	852,686
	Construct.	Sep-2021	May-2024		<u>17,259,038</u>	<u>16,406,352</u>	<u>852,686</u>	<u>852,686</u>
O'Hare International Airport - 10000 W Ohare St								

2024 - 2028 Capital Improvement Program

AVIATION - O'HARE

	Phase Start and End Dates			Fund	Total	Prior Years	2024	2024-2028
42083 210.2E East Pump Pad Improvements (H6227.19-00)								
	Design	Feb-2019	Mar-2021	0751 - Bond	10,009,516	9,512,628	496,888	496,888
	Construct.	Sep-2021	May-2024		<u>10,009,516</u>	<u>9,512,628</u>	<u>496,888</u>	<u>496,888</u>
O'Hare International Airport - 10000 W Ohare St								
42084 Ring Tunnel Exhaust System, EM Haz gas, and smoke evac (H7112.19-00)								
	Design	Sep-2019	Sep-2023	0751 - Bond	21,976,000	682,095	4,496,861	21,293,905
	Construct.	Nov-2023	Dec-2026		<u>21,976,000</u>	<u>682,095</u>	<u>4,496,861</u>	<u>21,293,905</u>
O'Hare International Airport - 10000 W Ohare St								
42085 Ring Tunnel - Electrical and Lighting Infrastructure (H7114.19-00)								
	Design	Jun-2023	Aug-2026	0751 - Bond	11,346,048	573,403	5,886,356	10,772,645
	Construct.	Jan-2024	Jan-2026		<u>11,346,048</u>	<u>573,403</u>	<u>5,886,356</u>	<u>10,772,645</u>
O'Hare International Airport - 10000 W Ohare St								
42092 Guardbooth Replacement at Terminals (H9023.19-00)								
	Design	Feb-2019	Oct-2024	0751 - Bond	3,678,300	20,720	275,753	3,657,580
	Construct.	Jan-2025	Sep-2026		<u>3,678,300</u>	<u>20,720</u>	<u>275,753</u>	<u>3,657,580</u>
O'Hare International Airport - 10000 W Ohare St								
42093 T5 Bldg Automation Migration & Upgrade of Life Safety (H7111.18-00)								
	Design	Aug-2018	Dec-2020	0751 - Bond	3,517,691	1,927,455	1,590,236	1,590,236
	Construct.	Sep-2021	Sep-2024		<u>3,517,691</u>	<u>1,927,455</u>	<u>1,590,236</u>	<u>1,590,236</u>
O'Hare International Airport - 10000 W Ohare St								
42130 Baggage Handling System (BHS) Equip. - Terminal 5 (H2028.18-01)								
	Design	Oct-2018	Jun-2020	0751 - Bond	221,816,169	171,245,134	50,571,035	50,571,035
	Construct.	Nov-2020	Oct-2024		<u>221,816,169</u>	<u>171,245,134</u>	<u>50,571,035</u>	<u>50,571,035</u>
O'Hare International Airport - 10000 W Ohare St								

2024 - 2028 Capital Improvement Program

AVIATION - O'HARE

		Phase Start and End Dates		Fund	Total	Prior Years	2024	2024-2028
42139 Terminal 3 LL Sprinkler System Conversion from Wet to Dry System (H1192.19-00)								
	Design	Jan-2024	Jul-2024	0751 - Bond	5,511,159	0	150,000	5,511,159
	Construct.	Feb-2025	Dec-2026		<u>5,511,159</u>	<u>0</u>	<u>150,000</u>	<u>5,511,159</u>
O'Hare International Airport - 10000 W Ohare St								
42140 T1 - Term. and Concourse Storm Sewer Repairs; roof drains and oil/water Separators (H1193.19-00)								
	Design	Jan-2023	Jul-2023	0751 - Bond	2,779,810	0	2,614,881	2,779,810
	Construct.	Apr-2024	Nov-2025		<u>2,779,810</u>	<u>0</u>	<u>2,614,881</u>	<u>2,779,810</u>
O'Hare International Airport - 10000 W Ohare St								
42152 Terminal 5 Repurposing & Core Expansion Stage 1 (Term. core area Mod. and Exp.) (H2028.18-02)								
	Design	Jan-2019	Dec-2019	0751 - Bond	248,073,396	246,038,894	2,034,502	2,034,502
	Construct.	Mar-2020	Oct-2024		<u>248,073,396</u>	<u>246,038,894</u>	<u>2,034,502</u>	<u>2,034,502</u>
O'Hare International Airport - 10000 W Ohare St								
42155 Concourse L 3-Gate Expansion (H1215.19-00)								
	Design	Jun-2020	Dec-2020	0751 - Bond	52,493,673	30,183,089	22,310,584	22,310,584
	Construct.	Nov-2021	Dec-2024		<u>52,493,673</u>	<u>30,183,089</u>	<u>22,310,584</u>	<u>22,310,584</u>
O'Hare International Airport - 10000 W Ohare St								
42635 T5 BAS & Fire Alarm System Controls Upgrades (H2033.18-00)								
	Design	Aug-2020	Mar-2021	0751 - Bond	8,917,995	4,469,610	4,448,385	4,448,385
	Construct.	Jul-2021	Sep-2024		<u>8,917,995</u>	<u>4,469,610</u>	<u>4,448,385</u>	<u>4,448,385</u>
O'Hare International Airport - 10000 W Ohare St								
42637 Terminal 5 Landside Improvements - Parking Garage (H2051.19-00)								
	Design	Dec-2018	Jul-2020	0751 - Bond	182,982,959	73,243,504	109,739,455	109,739,455
	Construct.	May-2021	Dec-2024		<u>182,982,959</u>	<u>73,243,504</u>	<u>109,739,455</u>	<u>109,739,455</u>
O'Hare International Airport - 10000 W Ohare St								

2024 - 2028 Capital Improvement Program

AVIATION - O'HARE

		Phase Start and End Dates		Fund	Total	Prior Years	2024	2024-2028
42639 T3 G,H,K & L Roof Repairs (H1214.19-00)								
	Design	Dec-2024	Dec-2025	0751 - Bond	20,877,602	0	0	16,000,000
	Construct.	Jul-2026	Dec-2029		<u>20,877,602</u>	<u>0</u>	<u>0</u>	<u>16,000,000</u>
O'Hare International Airport - 10000 W Ohare St								
42640 Terminal Apron Level Exterior Repairs(Masonry, columns, walls)-T3 G,H,K,L (H1196.19-00)								
	Design	Mar-2023	Feb-2024	0751 - Bond	7,123,821	37,441	138,812	7,086,380
	Construct.	Mar-2025	Dec-2025		<u>7,123,821</u>	<u>37,441</u>	<u>138,812</u>	<u>7,086,380</u>
O'Hare International Airport - 10000 W Ohare St								
42641 Concourse K Concession Infrastructure Upgrades (H1184.19-00)								
	Design	Jan-2023	Feb-2024	0751 - Bond	14,059,520	0	0	14,059,520
	Construct.	Mar-2025	Mar-2026		<u>14,059,520</u>	<u>0</u>	<u>0</u>	<u>14,059,520</u>
O'Hare International Airport - 10000 W Ohare St								
42642 T2, T3, and Rotunda Heat Exchangers (H7119.19-00)								
	Design	Sep-2022	Nov-2023	0751 - Bond	4,157,686	217,784	86,613	3,939,902
	Construct.	Jun-2025	Dec-2025		<u>4,157,686</u>	<u>217,784</u>	<u>86,613</u>	<u>3,939,902</u>
O'Hare International Airport - 10000 W Ohare St								
42644 Concourse C Ramp Level Ceiling Replacement Drive Aisles (H1207.19-00)								
	Design	Jun-2023	Aug-2026	0751 - Bond	7,754,547	0	172,783	7,754,547
	Construct.	Jan-2025	Dec-2025		<u>7,754,547</u>	<u>0</u>	<u>172,783</u>	<u>7,754,547</u>
O'Hare International Airport - 10000 W Ohare St								
42645 T3 New Concessions/Freight Elevator - Design & Construction (H1203.19-00)								
	Design	Jan-2023	Sep-2023	0751 - Bond	1,340,000	0	841,411	1,340,000
	Construct.	Jun-2024	Dec-2025		<u>1,340,000</u>	<u>0</u>	<u>841,411</u>	<u>1,340,000</u>
O'Hare International Airport - 10000 W Ohare St								

2024 - 2028 Capital Improvement Program

AVIATION - O'HARE

		Phase Start and End Dates		Fund	Total	Prior Years	2024	2024-2028
42646 Terminal Core Upper Level Expansion Joints (H1198.19-00)								
	Design	Nov-2023	Jan-2026	0751 - Bond	6,968,000	42,368	0	6,925,632
	Construct.	Mar-2026	Sep-2028		6,968,000	42,368	0	6,925,632
O'Hare International Airport - 10000 W Ohare St								
42647 T3 Exterior Emergency Stairwell Removal & Replacement (H1206.19-00)								
	Design	Jan-2023	Nov-2023	0751 - Bond	1,143,288	33,108	117,328	1,110,180
	Construct.	Dec-2023	Aug-2025		1,143,288	33,108	117,328	1,110,180
O'Hare International Airport - 10000 W Ohare St								
42648 T1 Exterior Emergency Stairwell Removal & Replacement (H1205.19-00)								
	Design	Sep-2019	Nov-2020	0751 - Bond	1,270,320	64,811	0	1,205,509
	Construct.	Nov-2020	Aug-2025		1,270,320	64,811	0	1,205,509
O'Hare International Airport - 10000 W Ohare St								
42649 T5 Curtainwall Repairs & Replacement - Design & Construction (H2048.19-00)								
	Design	Jan-2023	Mar-2023	0751 - Bond	12,096,073	67,911	0	12,028,162
	Construct.	Jul-2025	Dec-2026		12,096,073	67,911	0	12,028,162
O'Hare International Airport - 10000 W Ohare St								
42650 Terminal Apron Level Exterior Repairs (Masonry, columns, walls)-T5 (H2042.19-00)								
	Design	Jan-2023	Dec-2024	0751 - Bond	1,310,129	0	0	1,310,129
	Construct.	Jul-2025	Nov-2027		1,310,129	0	0	1,310,129
O'Hare International Airport - 10000 W Ohare St								
42653 Terminal Apron Level Overhead Roll-up Door Replacement-T5 (H2043.19-00)								
	Design	Jan-2023	May-2023	0751 - Bond	808,020	0	801,016	808,020
	Construct.	Apr-2024	Jan-2025		808,020	0	801,016	808,020
O'Hare International Airport - 10000 W Ohare St								

2024 - 2028 Capital Improvement Program

AVIATION - O'HARE

	Phase Start and End Dates			Fund	Total	Prior Years	2024	2024-2028
42654 T3 LL Metal Pan Ceiling Replacement Drive Aisles (H1213.19-00)								
	Design	Oct-2024	Feb-2025	0751 - Bond	2,117,200	0	0	2,117,200
	Construct.	Jun-2025	Oct-2026		<u>2,117,200</u>	<u>0</u>	<u>0</u>	<u>2,117,200</u>
O'Hare International Airport - 10000 W Ohare St								
42658 Terminal Apron Level Overhead Roll-up Door Replacement-T1 B&C (H1199.19-00)								
	Design	Dec-2023	Dec-2024	0751 - Bond	1,626,760	3,866	0	1,622,894
	Construct.	Apr-2025	Dec-2025		<u>1,626,760</u>	<u>3,866</u>	<u>0</u>	<u>1,622,894</u>
O'Hare International Airport - 10000 W Ohare St								
42660 Terminal Apron Level Overhead Roll-up Door Replacement-T3 G,H,K,L (H1197.19-00)								
	Design	Jan-2023	Jul-2023	0751 - Bond	1,922,900	11,525	284,334	1,911,375
	Construct.	Mar-2024	Jul-2025		<u>1,922,900</u>	<u>11,525</u>	<u>284,334</u>	<u>1,911,375</u>
O'Hare International Airport - 10000 W Ohare St								
42669 Terminal Domestic Water Infrastructure Improvements T3, G, H, K, L (H1201.19-00)								
	Design	Jun-2023	Feb-2024	0751 - Bond	4,051,581	12,516	418,158	4,039,065
	Construct.	Jan-2025	Sep-2025		<u>4,051,581</u>	<u>12,516</u>	<u>418,158</u>	<u>4,039,065</u>
O'Hare International Airport - 10000 W Ohare St								
42670 Terminal Domestic Water Infrastructure Improvements T1, B, C (H1200.19-00)								
	Design	Nov-2024	Apr-2025	0751 - Bond	3,335,772	0	71,241	3,335,772
	Construct.	Jul-2025	Nov-2026		<u>3,335,772</u>	<u>0</u>	<u>71,241</u>	<u>3,335,772</u>
O'Hare International Airport - 10000 W Ohare St								
42676 Water Main Automatic Meter Readers Replacement (H3074.19-00)								
	Design	Jun-2020	Aug-2024	0751 - Bond	3,685,000	79,854	0	3,605,146
	Construct.	Oct-2025	Jul-2026		<u>3,685,000</u>	<u>79,854</u>	<u>0</u>	<u>3,605,146</u>
O'Hare International Airport - 10000 W Ohare St								

2024 - 2028 Capital Improvement Program

AVIATION - O'HARE

	Phase Start and End Dates			Fund	Total	Prior Years	2024	2024-2028
42782 RSIP Noise Mitigation Phase 17, 18, and 19								
	Design	Jan-2016	Dec-2023	0624 - Federal	58,065,106	41,327,537	16,737,569	16,737,569
	Construct.	Apr-2017	Dec-2024	0750 - Other Airpt	2,891,836	2,891,836	0	0
				0751 - Bond	47,265,917	25,625,145	21,640,772	21,640,772
					<u>108,222,859</u>	<u>69,844,518</u>	<u>38,378,341</u>	<u>38,378,341</u>
O'Hare International Airport - 10000 W Ohare St								
43368 Perimeter Fence Replacement in Southeast Airfield (H9025.21-00)								
	Construct.	Jul-2023	Nov-2024	0751 - Bond	3,800,238	276,423	3,523,815	3,523,815
					<u>3,800,238</u>	<u>276,423</u>	<u>3,523,815</u>	<u>3,523,815</u>
O'Hare International Airport - 10000 W Ohare St								
43371 Concourse B & C Public Area Architectural Renovations (H1191.19-00)								
	Design	Jan-2023	Mar-2024	0751 - Bond	46,426,846	0	8,591,837	46,426,846
	Construct.	Jul-2024	Dec-2026		<u>46,426,846</u>	<u>0</u>	<u>8,591,837</u>	<u>46,426,846</u>
O'Hare International Airport - 10000 W Ohare St								
43372 Concourse H/K Public Area Architectural Renovations (H1190.19-00)								
	Design	Jan-2023	Dec-2024	0751 - Bond	46,197,036	0	0	46,197,036
	Construct.	Jan-2025	Dec-2025		<u>46,197,036</u>	<u>0</u>	<u>0</u>	<u>46,197,036</u>
O'Hare International Airport - 10000 W Ohare St								
43373 T3 Terminal and Concourse Storm Sewer Repairs incl/ roof drains & O/W Separators (H1194.19-00)								
	Design	Nov-2023	Jan-2025	0751 - Bond	2,779,810	0	155,643	2,779,810
	Construct.	Jun-2025	Mar-2027		<u>2,779,810</u>	<u>0</u>	<u>155,643</u>	<u>2,779,810</u>
O'Hare International Airport - 10000 W Ohare St								

2024 - 2028 Capital Improvement Program

AVIATION - O'HARE

	Phase Start and End Dates			Fund	Total	Prior Years	2024	2024-2028
43374 Concourse L Renovation (H1185.19-00)								
	Design	Jan-2023	Aug-2023	0751 - Bond	43,013,799	549,186	5,418,613	42,464,613
	Construct.	Mar-2024	Dec-2025		<u>43,013,799</u>	<u>549,186</u>	<u>5,418,613</u>	<u>42,464,613</u>
O'Hare International Airport - 10000 W Ohare St								
43388 Concourse H/K Holdroom Architectural Renovations (H1211.19-00)								
	Design	Jan-2023	Feb-2023	0751 - Bond	25,169,957	0	0	25,169,957
	Construct.	Oct-2025	Dec-2028		<u>25,169,957</u>	<u>0</u>	<u>0</u>	<u>25,169,957</u>
O'Hare International Airport - 10000 W Ohare St								
43389 G,H/K & L Concourse Window, Gasket and Panel Replacement (H1208.19-00)								
	Design	Jan-2023	Nov-2023	0751 - Bond	5,360,000	16,961	536,000	5,343,039
	Construct.	Mar-2024	Sep-2025		<u>5,360,000</u>	<u>16,961</u>	<u>536,000</u>	<u>5,343,039</u>
O'Hare International Airport - 10000 W Ohare St								
44106 Rotunda Renovations (H1204.19-00)								
	Design	Feb-2024	Dec-2024	0751 - Bond	28,194,201	0	3,240,372	28,194,201
	Construct.	Feb-2025	Feb-2027		<u>28,194,201</u>	<u>0</u>	<u>3,240,372</u>	<u>28,194,201</u>
O'Hare International Airport - 10000 W Ohare St								
44111 Concourse G Holdroom Architectural Renovations (H1210.19-00)								
	Design	Mar-2023	Dec-2024	0751 - Bond	7,249,145	0	0	7,249,145
	Construct.	Mar-2025	Dec-2026		<u>7,249,145</u>	<u>0</u>	<u>0</u>	<u>7,249,145</u>
O'Hare International Airport - 10000 W Ohare St								
44112 Concourse G Public Area Architectural Renovations (H1212.19-00)								
	Design	Feb-2023	Oct-2024	0751 - Bond	10,118,340	0	0	10,118,340
	Construct.	Jan-2025	Jun-2026		<u>10,118,340</u>	<u>0</u>	<u>0</u>	<u>10,118,340</u>
O'Hare International Airport - 10000 W Ohare St								

2024 - 2028 Capital Improvement Program

AVIATION - O'HARE

	Phase Start and End Dates			Fund	Total	Prior Years	2024	2024-2028
44113 Crossfield Taxiway System & TW AB Relocation (OH6154.18-00)								
	Construct.	May-2020	Mar-2027	0751 - Bond	145,000,000	137,232,523	4,980,196	7,767,477
					<u>145,000,000</u>	<u>137,232,523</u>	<u>4,980,196</u>	<u>7,767,477</u>
O'Hare International Airport - 10000 W Ohare St								
44114 Central Basin Capacity Relocation (Design-Build) (H6236.20-00)								
	Design	Mar-2018	Dec-2022	0751 - Bond	207,250,584	31,694,054	112,678,567	175,556,530
	Construct.	Jun-2023	May-2026		<u>207,250,584</u>	<u>31,694,054</u>	<u>112,678,567</u>	<u>175,556,530</u>
O'Hare International Airport - 10000 W Ohare St								
44119 Taxiway K and L (H6235.20-00)								
	Design	Dec-2021	Aug-2022	0751 - Bond	75,600,000	40,504,662	20,120,240	35,095,338
	Construct.	Jan-2023	Mar-2025		<u>75,600,000</u>	<u>40,504,662</u>	<u>20,120,240</u>	<u>35,095,338</u>
O'Hare International Airport - 10000 W Ohare St								
44120 T5 Recontrol Upgrade (H2055.23-00)								
	Construct.	Jan-2024	Oct-2025	0751 - Bond	804,223	0	359,084	804,223
					<u>804,223</u>	<u>0</u>	<u>359,084</u>	<u>804,223</u>
O'Hare International Airport - 10000 W Ohare St								
44121 AMC Storage Facility and Campus Expansion - Design (H6242.23-00)								
	Design	Jul-2025	Oct-2027	0751 - Bond	8,000,000	0	0	8,000,000
					<u>8,000,000</u>	<u>0</u>	<u>0</u>	<u>8,000,000</u>
O'Hare International Airport - 10000 W Ohare St								
44122 Fuel System Mitigation(H1222.23-00)								
	Design	Jan-2023	Dec-2023	0751 - Bond	2,315,162	9,073	1,300,000	2,306,089
	Construct.	Jan-2024	Dec-2025		<u>2,315,162</u>	<u>9,073</u>	<u>1,300,000</u>	<u>2,306,089</u>
O'Hare International Airport - 10000 W Ohare St								

2024 - 2028 Capital Improvement Program

AVIATION - O'HARE

	Phase Start and End Dates			Fund	Total	Prior Years	2024	2024-2028
44123 Runway 9R-27L Extension (West and East Packages) (OH6144.18-01/02/03/04)								
	Design	Mar-2018	Jun-2019	0751 - Bond	334,309,121	324,861,059	9,448,062	9,448,062
	Construct.	Mar-2018	Nov-2024		<u>334,309,121</u>	<u>324,861,059</u>	<u>9,448,062</u>	<u>9,448,062</u>
O'Hare International Airport - 10000 W Ohare St								
44126 Taxiway S, S1, S2, & S3 Rehab								
	Design	Jan-2024	Dec-2024	0624 - Federal	17,700,000	0	0	17,700,000
	Construct.	Jan-2025	Dec-2026	0751 - Bond	5,900,000	0	1,000,000	5,900,000
					<u>23,600,000</u>	<u>0</u>	<u>1,000,000</u>	<u>23,600,000</u>
O'Hare International Airport - 10000 W Ohare St								
44136 RSIP Odor Mitigation O'Hare Program								
	Construct.	Mar-2024	Dec-2028	0750 - Other Airpt	34,803,241	19,412	7,874,623	34,783,829
				OCD A - State	16,779,830	0	3,355,966	16,779,830
					<u>51,583,071</u>	<u>19,412</u>	<u>11,230,589</u>	<u>51,563,659</u>
O'Hare International Airport - 10000 W Ohare St								
44697 AA Baggage Room Rehab(H6243.23-00)								
	Design	Mar-2019	Mar-2026	0751 - Bond	750,000	179,416	185,000	570,584
	Construct.	Apr-2024	Jun-2026		<u>750,000</u>	<u>179,416</u>	<u>185,000</u>	<u>570,584</u>
O'Hare International Airport - 10000 W Ohare St								
44698 Taxiway A/B North-South Phase 2								
	Design	Mar-2024	Dec-2024	0624 - Federal	52,500,000	0	0	52,500,000
	Construct.	Mar-2025	Dec-2026	0751 - Bond	17,500,000	0	3,000,000	17,500,000
					<u>70,000,000</u>	<u>0</u>	<u>3,000,000</u>	<u>70,000,000</u>
O'Hare International Airport - 10000 W Ohare St								

2024 - 2028 Capital Improvement Program

AVIATION - O'HARE

	Phase Start and End Dates			Fund	Total	Prior Years	2024	2024-2028
44699 Terminal 1 Concourse B/C Tunnel Strengthening (H1216.21-00)								
	Design	Jan-2023	Jun-2023	0751 - Bond	16,700,000	0	10,000,000	16,700,000
	Construct.	Jul-2024	Jun-2025		<u>16,700,000</u>	<u>0</u>	<u>10,000,000</u>	<u>16,700,000</u>
O'Hare International Airport - 10000 W Ohare St								
44700 Terminal 3 Improvements (H1220.23-00)								
	Design	Mar-2021	Mar-2022	0624 - Federal	90,000,000	0	5,000,000	90,000,000
	Construct.	Aug-2023	Apr-2027	0751 - Bond	179,024,914	8,088,210	99,500,000	170,936,704
					<u>269,024,914</u>	<u>8,088,210</u>	<u>104,500,000</u>	<u>260,936,704</u>
O'Hare International Airport - 10000 W Ohare St								
44703 Vehicle Acquisition - Runway Brooms (H8089.21-00)								
	Construct.	Sep-2021	Jun-2024	0751 - Bond	17,738,520	16,203,065	1,535,455	1,535,455
					<u>17,738,520</u>	<u>16,203,065</u>	<u>1,535,455</u>	<u>1,535,455</u>
O'Hare International Airport - 10000 W Ohare St								
44704 T5 Fuel System and EFSO Upgrades (H2034.19-00)								
	Construct.	Aug-2020	Dec-2024	0751 - Bond	427,390	284,280	143,110	143,110
					<u>427,390</u>	<u>284,280</u>	<u>143,110</u>	<u>143,110</u>
O'Hare International Airport - 10000 W Ohare St								
44706 Taxiway V Rehab (Tw EE to V6)								
	Design	Jan-2025	Dec-2025	0624 - Federal	50,250,000	0	0	50,250,000
	Construct.	Jan-2026	Dec-2027	0751 - Bond	16,750,000	0	0	16,750,000
					<u>67,000,000</u>	<u>0</u>	<u>0</u>	<u>67,000,000</u>
O'Hare International Airport - 10000 W Ohare St								

2024 - 2028 Capital Improvement Program

AVIATION - O'HARE

		Phase Start and End Dates		Fund	Total	Prior Years	2024	2024-2028
44708 Southeast Perimeter Roadway								
	Design	Jan-2026	Dec-2026	0624 - Federal	10,350,000	0	0	10,350,000
	Construct.	Jan-2027	Dec-2027	0751 - Bond	4,450,000	0	0	4,450,000
					14,800,000	0	0	14,800,000
O'Hare International Airport - 10000 W Ohare St								
45440 Taxiway YY Rehabilitation								
	Design	Jan-2026	Dec-2026	0624 - Federal	10,800,000	0	0	10,800,000
	Construct.	Jan-2027	Dec-2027	0751 - Bond	3,600,000	0	0	3,600,000
					14,400,000	0	0	14,400,000
45797 Ohare Satellite Terminal 1								
	Construct.	Jun-2024	Dec-2028	0751 - Bond	730,000,000	0	0	730,000,000
					730,000,000	0	0	730,000,000
45799 O'Hare Global Terminal								
	Design	Jun-2024	Jun-2027	0751 - Bond	1,830,000,000	0	0	610,000,000
	Construct.	Jun-2027	Jun-2032		1,830,000,000	0	0	610,000,000
					1,830,000,000	0	0	610,000,000
45800 O'Hare Satellite 2								
	Construct.	Jun-2025	Jun-2033	0751 - Bond	530,000,000	0	0	424,000,000
					530,000,000	0	0	424,000,000
O'HARE Total					\$6,714,198,916	\$1,710,555,781	\$765,197,089	\$3,672,765,533
AVIATION Total					\$7,508,314,069	\$1,733,537,937	\$902,114,878	\$4,443,898,530

Fund Summary by Capital Program, Subprogram, Fund Type

Fund Source	2024	2025	2026	2027	2028	5 Year Total
Program	CITYSPACE					
Subprogram	NEIGHBORHOOD PARKS					
Fund Type: Bond						
0C65 2018 Capital Projects - Tax Exempt	\$ 1,146,215	\$ 9,378,501	\$ 8,000,000	\$	\$	\$ 18,524,716
0C72 2021 Capital Projects	74,362					74,362
0C74 2022 Capital Projects	1,985,060	2,000,000				3,985,060
0C78 2023 Capital Projects TE	2,500,000	3,000,000	7,500,000	7,500,000	7,500,000	28,000,000
Total Bond	\$ 5,705,637	\$ 14,378,501	\$ 15,500,000	\$ 7,500,000	\$ 7,500,000	\$ 50,584,138
Fund Type: City						
0456 Open Space Impact Fee Fund	379,560	300,000	81,579			761,139
0C58 Capital Fund Reserve	7,042,467					7,042,467
Total City	\$ 7,422,027	\$ 300,000	\$ 81,579	\$ 0	\$ 0	\$ 7,803,606
Fund Type: Federal						
0997 Other Federal Funds			42,300,000			42,300,000
0CMQ Congestion Mitigation Air Quality	1,723,174					1,723,174
Total Federal	\$ 1,723,174	\$ 0	\$ 42,300,000	\$ 0	\$ 0	\$ 44,023,174
Fund Type: Other						
0TBD Funding To Be Determined				13,819,813	10,000,000	23,819,813
Fund Type: State						
0995 Other State Funds	135,740					135,740
Fund Type: TIF						
0136 Pilsen Industrial Corridor	1,448,514	2,048,314	3,058,715			6,555,543
0307 Homan-Arthington	90,000					90,000
0316 Peterson/Pulaski TIF	3,720,000					3,720,000
0421 Pulaski Corridor	1,710,257					1,710,257
0621 Midwest		75,000				75,000
0798 Western/Ogden		30,000				30,000
0804 Roosevelt/Cicero	105,000					105,000
Total TIF	\$ 7,073,771	\$ 2,153,314	\$ 3,058,715	\$ 0	\$ 0	\$ 12,285,800
Total NEIGHBORHOOD PARKS	\$ 22,060,349	\$ 16,831,815	\$ 60,940,294	\$ 21,319,813	\$ 17,500,000	\$ 138,652,271
Total CITYSPACE	\$ 22,060,349	\$ 16,831,815	\$ 60,940,294	\$ 21,319,813	\$ 17,500,000	\$ 138,652,271

2024 - 2028 Capital Improvement Program

CITYSPACE - NEIGHBORHOOD PARKS

	Phase Start and End Dates			Fund	Total	Prior Years	2024	2024-2028
42938 Lawndale Line Railroad Feasibility Study								
	Design	Nov-2021	Dec-2025	0307 - TIF	90,000	0	90,000	90,000
				0621 - TIF	75,000	0	0	75,000
				0798 - TIF	30,000	0	0	30,000
				0804 - TIF	105,000	0	105,000	105,000
					300,000	0	195,000	300,000
2601-4225 W Taylor St								
43541 Riverwalk Elevator								
	Construct.	Apr-2021	Jul-2024	0C65 - Bond	2,000,000	1,728,582	271,418	271,418
					2,000,000	1,728,582	271,418	271,418
N Wabash Ave And E Wacker Dr								
43783 Riverwalk Confluence - Franklin to Lake								
	Design	Jan-2022	Dec-2024	0C65 - Bond	12,000,000	468,717	351,096	11,531,283
	Construct.	Apr-2025	Dec-2027	0C72 - Bond	500,000	425,638	74,362	74,362
				0TBD - Other	13,819,813	0	0	13,819,813
					26,319,813	894,355	425,458	25,425,458
On E Riverwalk From N Franklin St To W Lake St								
44103 Englewood Nature Trail								
	Design	Sep-2022	Jun-2025	0997 - Federal	42,300,000	0	0	42,300,000
	Construct.	Jun-2025	Dec-2027	0C74 - Bond	6,000,000	2,284,940	1,715,060	3,715,060
				0C78 - Bond	48,000,000	0	2,500,000	28,000,000
					96,300,000	2,284,940	4,215,060	74,015,060
On W 59th St From S Hoyne Ave To S Lowe Ave								
44231 Pilsen - El Paseo Trail - BNSF Land Acquisition								
	Design	Apr-2022	Dec-2026	0136 - TIF	5,000,000	0	750,000	5,000,000
					5,000,000	0	750,000	5,000,000
919 W 20th Pl								
				S Sangamon St And W Cullerton St				

2024 - 2028 Capital Improvement Program

CITYSPACE - NEIGHBORHOOD PARKS

		Phase Start and End Dates		Fund	Total	Prior Years	2024	2024-2028
44385 Millennium Park - Cloud Gate Plaza - Phase 2								
	Design	Aug-2022	Dec-2023	0C58 - City	8,776,157	2,148,000	6,628,157	6,628,157
	Construct.	Aug-2023	Aug-2024		8,776,157	2,148,000	6,628,157	6,628,157
Millennium - 205 E Randolph St								
45092 Millennium Park Cloud Gate Plaza Repairs Phase 2 Supplemental C								
	Construct.	Nov-2023	Dec-2024	0C74 - Bond	270,000	0	270,000	270,000
					270,000	0	270,000	270,000
Millennium - 205 E Randolph St								
45482 Millennium Park Great Lawn Trellis, Gutter System, and Roofing Repairs - Design								
	Design	Mar-2024	Sep-2024	0C58 - City	414,310	0	414,310	414,310
					414,310	0	414,310	414,310
201 E Randolph St								
45790 Weber Spur Trail - Construction								
	Construct.	Jan-2028	Dec-2030	0TBD - Other	70,000,000	0	0	10,000,000
					70,000,000	0	0	10,000,000
3900 W Devon Ave		4110 W Peterson Ave		4600 W Foster Ave				
5000 N Elston Ave		6200 N Pulaski Rd						
NEIGHBORHOOD PARKS Total					\$234,428,928	\$15,776,657	\$22,060,349	\$138,652,271
CITYSPACE Total					\$234,428,928	\$15,776,657	\$22,060,349	\$138,652,271

Fund Summary by Capital Program, Subprogram, Fund Type

Fund Source	2024	2025	2026	2027	2028	5 Year Total
Program ECONOMIC DEVELOPMENT						
Subprogram DEMOLITION PROGRAM						
Fund Type: Bond						
0GOF Future Bonds And Other Sources	\$	\$ 5,000,000	\$ 5,000,000	\$	\$	10,000,000
Fund Type: Other						
0TBD Funding To Be Determined				5,000,000	5,000,000	10,000,000
Total DEMOLITION PROGRAM	\$ 0	\$ 5,000,000	\$ 5,000,000	\$ 5,000,000	\$ 5,000,000	\$ 20,000,000

Fund Summary by Capital Program, Subprogram, Fund Type

Fund Source	2024	2025	2026	2027	2028	5 Year Total
Program	ECONOMIC DEVELOPMENT					
Subprogram	OTHER ECONOMIC PROJECTS					
Fund Type: Bond						
0C65 2018 Capital Projects - Tax Exempt	1,228,560					1,228,560
0C66 2018-2019 Private Use	180,150					180,150
0C72 2021 Capital Projects	700,737	240,000	45,000			985,737
0C74 2022 Capital Projects	24,365,337	24,887,255	63,250			49,315,842
0C78 2023 Capital Projects TE	1,025,000	1,175,000				2,200,000
0C80 2024 Capital Projects TE	1,450,000	1,350,000	600,000			3,400,000
0GOF Future Bonds And Other Sources		1,600,000	3,600,000	2,600,000	600,000	8,400,000
Total Bond	\$ 28,949,784	\$ 29,252,255	\$ 4,308,250	\$ 2,600,000	\$ 600,000	\$ 65,710,289
Fund Type: City						
0456 Open Space Impact Fee Fund	24,000					24,000
0C26 Michael Reese Site Work Fund	202,375					202,375
0C58 Capital Fund Reserve	3,255,410					3,255,410
Total City	\$ 3,481,785	\$ 0	\$ 0	\$ 0	\$ 0	\$ 3,481,785
Fund Type: Other						
0G01 Capital Project Funding	200,000					200,000
0TBD Funding To Be Determined		5,000,000	35,000,000	33,000,000	23,000,000	96,000,000
Total Other	\$ 200,000	\$ 5,000,000	\$ 35,000,000	\$ 33,000,000	\$ 23,000,000	\$ 96,200,000
Fund Type: State						
0995 Other State Funds	6,220,640					6,220,640
Fund Type: TIF						
0037 Michigan/Cermak Increment Tax	148,108					148,108
0157 Bronzeville	5,442,065					5,442,065
0170 Western Avenue North	20,598					20,598
0180 Kinzie Industrial Corridor	10,000					10,000
0913 Western Avenue South	20,000					20,000
0957 Edgewater/Ashland	\$ 647,253	\$	\$	\$	\$	\$ 647,253
0A23 Touhy/Western TIF	20,448					20,448
0A54 73rd/University	972,675					972,675
0A62 Little Village TIF	632,954					632,954
0A95 North Pullman TIF	110,012					110,012
0D37 Roosevelt/Clark	190,120					190,120

Fund Summary by Capital Program, Subprogram, Fund Type

Fund Source	2024	2025	2026	2027	2028	5 Year Total
Program ECONOMIC DEVELOPMENT						
Subprogram OTHER ECONOMIC PROJECTS						
Fund Type: TIF						
Total TIF	\$ 8,214,233	\$ 0	\$ 0	\$ 0	\$ 0	\$ 8,214,233
Total OTHER ECONOMIC PROJECTS	\$ 47,066,442	\$ 34,252,255	\$ 39,308,250	\$ 35,600,000	\$ 23,600,000	\$ 179,826,947

Fund Summary by Capital Program, Subprogram, Fund Type

Fund Source	2024	2025	2026	2027	2028	5 Year Total
Program	ECONOMIC DEVELOPMENT					
Subprogram	STREETSCAPING					
Fund Type: Bond						
0C72 2021 Capital Projects	\$ 8,024,824	\$ 2,836,545	\$ 44,359			\$ 10,905,728
0C74 2022 Capital Projects	28,840,018	17,589,625	11,022,220	817,851	1,000,000	59,269,714
0C78 2023 Capital Projects TE	12,100,000	22,831,139	26,540,000	11,400,000	10,000,000	82,871,139
0C80 2024 Capital Projects TE	8,112,200	21,500,000	4,000,000	10,000,000	10,000,000	53,612,200
0GOF Future Bonds And Other Sources		1,500,000	1,000,000	1,000,000		3,500,000
Total Bond	\$ 57,077,042	\$ 66,257,309	\$ 42,606,579	\$ 23,217,851	\$ 21,000,000	\$ 210,158,781
Fund Type: Federal						
0STP Surface Transportation Program	15,200,000	10,000,000		5,102,785		30,302,785
Fund Type: Other						
0TBD Funding To Be Determined			3,000,000	33,500,000	32,000,000	68,500,000
Fund Type: State						
DCEO Department Of Commerce & Opportunity		5,000,000				5,000,000
RBLD Rebuild Illinois - 2019	2,000,000	9,300,000	3,000,000			14,300,000
SOCC State Only Chicago Commitment	25,528			12,397,215		12,422,743
Total State	\$ 2,025,528	\$ 14,300,000	\$ 3,000,000	\$ 12,397,215	\$ 0	\$ 31,722,743
Fund Type: TIF						
0062 95th & Western Incremental Tax	5,598,933					5,598,933
0170 Western Avenue North	11,107,866					11,107,866
0215 Central West	705,105					705,105
0538 Lincoln Avenue	4,191,779					4,191,779
0546 111th Street/Kedzie Avenue Business District	69,672					69,672
0791 43rd/Cottage Grove	2,140,679	20,000,000				22,140,679
0906 Belmont/Central	4,137,013					4,137,013
0910 Lake Calumet Area Industrial	22,510					22,510
0959 Diversey/Narragansett	1,678,313					1,678,313
0967 47th/King Drive		9,947,754				9,947,754
0978 Chicago/Central Park	8,200,000	10,000,000				18,200,000
0A50 Lasalle/Central	\$ 609,759		\$	\$	\$	\$ 609,759
0A60 Austin Commercial	4,828,395					4,828,395
Total TIF	\$ 43,290,024	\$ 39,947,754	\$ 0	\$ 0	\$ 0	\$ 83,237,778
Total STREETSCAPING	\$ 117,592,594	\$ 130,505,063	\$ 48,606,579	\$ 74,217,851	\$ 53,000,000	\$ 423,922,087

Fund Summary by Capital Program, Subprogram, Fund Type

Fund Source	2024	2025	2026	2027	2028	5 Year Total
Program	ECONOMIC DEVELOPMENT					
Subprogram	VIADUCT IMPROVEMENT PROGRAM					
Fund Type: Bond						
0C60 Tax Exempt Go Bond	\$ 5,361	\$	\$	\$	\$	\$ 5,361
0C69 2019 Capital Projects Tax- Exempt	1,208,000					1,208,000
0C72 2021 Capital Projects	8,195,352	7,760,310	2,000,000			17,955,662
0C74 2022 Capital Projects	7,207,075	10,712,923	7,000,000			24,919,998
0C78 2023 Capital Projects TE	1,028,000	3,300,000				4,328,000
0C80 2024 Capital Projects TE	125,000	1,000,000	3,000,000			4,125,000
0GOF Future Bonds And Other Sources		1,325,000	5,825,000	3,325,000	825,000	11,300,000
Total Bond	\$ 17,768,788	\$ 24,098,233	\$ 17,825,000	\$ 3,325,000	\$ 825,000	\$ 63,842,021
Fund Type: Federal						
0997 Other Federal Funds	15,877,003	4,750,000				20,627,003
0STP Surface Transportation Program	30,496,597					30,496,597
STPS STP - Shared	10,000,000	6,000,000		20,000,000		36,000,000
Total Federal	\$ 56,373,600	\$ 10,750,000	\$ 0	\$ 20,000,000	\$ 0	\$ 87,123,600
Fund Type: Other						
0CCH Cook County Highways	312,315					312,315
0TBD Funding To Be Determined		500,000	5,125,000	7,125,000	12,125,000	24,875,000
Total Other	\$ 312,315	\$ 500,000	\$ 5,125,000	\$ 7,125,000	\$ 12,125,000	\$ 25,187,315
Fund Type: State						
0ICC Illinois Commerce Commission	2,000,000					2,000,000
DCEO Department Of Commerce & Opportunity			5,000,000			5,000,000
IL12 State Funds - 2012 State Only Chicago Commitment	150,000					150,000
RBLD Rebuild Illinois - 2019	6,500,000					6,500,000
SOCC State Only Chicago Commitment	705,000	26,443,400		5,000,000		32,148,400
Total State	\$ 9,355,000	\$ 26,443,400	\$ 5,000,000	\$ 5,000,000	\$ 0	\$ 45,798,400
Fund Type: TIF						
0157 Bronzeville	464,688					464,688
0180 Kinzie Industrial Corridor	1,755,000					1,755,000
0548 Madison/Austin Corridor	800,000					800,000
0771 Canal/Congress	60,360,213	10,975,715				71,335,928
0804 Roosevelt/Cicero	3,200,000					3,200,000
0908 Englewood Neighborhood	700,000					700,000

Fund Summary by Capital Program, Subprogram, Fund Type

Fund Source	2024	2025	2026	2027	2028	5 Year Total
Program	ECONOMIC DEVELOPMENT					
Subprogram	VIADUCT IMPROVEMENT PROGRAM					
Fund Type: TIF						
0974 Roseland/Michigan	\$ 750,000	\$	\$	\$	\$	\$ 750,000
Total TIF	\$ 68,029,901	\$ 10,975,715	\$ 0	\$ 0	\$ 0	\$ 79,005,616
Total VIADUCT IMPROVEMENT PROGRAM	\$ 151,839,604	\$ 72,767,348	\$ 27,950,000	\$ 35,450,000	\$ 12,950,000	\$ 300,956,952
Total ECONOMIC DEVELOPMENT	\$ 316,498,640	\$ 242,524,666	\$ 120,864,829	\$ 150,267,851	\$ 94,550,000	\$ 924,705,986

2024 - 2028 Capital Improvement Program

ECONOMIC DEVELOPMENT - DEMOLITION PROGRAM

		Phase Start and End Dates		Fund	Total	Prior Years	2024	2024-2028
43037 Hazardous Building Clearance - 2025								
	Construct.	Jan-2025	Dec-2025	OGOF - Bond	5,000,000	0	0	5,000,000
					5,000,000	0	0	5,000,000
43983 Hazardous Building Clearance - 2026								
	Construct.	Jan-2026	Dec-2026	OGOF - Bond	5,000,000	0	0	5,000,000
					5,000,000	0	0	5,000,000
45556 Hazardous Building Clearance - 2027								
	Construct.	Jan-2027	Dec-2027	OTBD - Other	5,000,000	0	0	5,000,000
					5,000,000	0	0	5,000,000
45557 Hazardous Building Clearance - 2028								
	Construct.	Jan-2028	Dec-2028	OTBD - Other	5,000,000	0	0	5,000,000
					5,000,000	0	0	5,000,000
DEMOLITION PROGRAM Total					\$20,000,000	\$0	\$0	\$20,000,000

2024 - 2028 Capital Improvement Program

ECONOMIC DEVELOPMENT - OTHER ECONOMIC PROJECTS

		Phase Start and End Dates		Fund	Total	Prior Years	2024	2024-2028
38078 Michael Reese- Prep Work								
	Design	Feb-2015	Dec-2024	0157 - TIF	11,053,300	5,611,235	5,442,065	5,442,065
				0C26 - City	1,229,287	1,026,912	202,375	202,375
				0C32 - Bond	73,273	73,273	0	0
				0C72 - Bond	14,700,000	14,665,767	34,233	34,233
					27,055,860	21,377,187	5,678,673	5,678,673
434 E 26th St								
41050 Obama Presidential Center & Jackson Park - Infrastructure Improvements								
	Design	Jul-2017	Aug-2021	0100 - City	281,909	281,909	0	0
	Construct.	Nov-2021	Dec-2028	0995 - State	120,568,526	114,347,886	6,220,640	6,220,640
				0C51 - Bond	742,623	742,623	0	0
				0C65 - Bond	7,885,000	6,656,440	1,228,560	1,228,560
				0M07 - State	12,000,000	12,000,000	0	0
				0TBD - Other	60,000,000	0	0	60,000,000
				RBLD - State	4,600,000	4,600,000	0	0
					206,078,058	138,628,858	7,449,200	67,449,200
On E Hayes Dr From S Stony Island Ave To S Lake Shore Dr				On E Marquette Dr From S Stony Island Ave To S Richards Dr				On S Cornell Ave From E 58th St To E 67th St
On S Lake Shore Dr From E 57th Dr To E Hayes Dr				On S Stony Island Ave From E 59th St To E 68th St				
41816 Cermak Road Public Art Installation/Cermak Green Line (DCASE)								
	Construct.	Mar-2020	Sep-2024	0037 - TIF	500,000	351,892	148,108	148,108
				0C72 - Bond	100,000	0	100,000	100,000
					600,000	351,892	248,108	248,108
1-400 E Cermak Rd								

2024 - 2028 Capital Improvement Program

ECONOMIC DEVELOPMENT - OTHER ECONOMIC PROJECTS

		Phase Start and End Dates		Fund	Total	Prior Years	2024	2024-2028
42720 Western Avenue Land Use & Traffic Study								
	Design	Jun-2020	Jun-2024	0170 - TIF	86,000	65,402	20,598	20,598
				0529 - TIF	98,998	98,998	0	0
				0913 - TIF	102,500	82,500	20,000	20,000
				0A23 - TIF	101,000	80,552	20,448	20,448
					388,498	327,452	61,046	61,046
3600-7500 N Western Ave								
42910 ISW - Englewood Sculpture Installation (DCASE)								
	Design	Oct-2020	Dec-2020	0C66 - Bond	320,000	139,850	180,150	180,150
	Construct.	Apr-2021	Jun-2024		320,000	139,850	180,150	180,150
W 63rd St And S Halsted St								
43054 3501 S Lowe Environmental Remediation								
	Construct.	May-2021	Dec-2024	0C72 - Bond	37,236	10,232	27,004	27,004
					37,236	10,232	27,004	27,004
3501 S Lowe Ave								
43572 Damen and Kinzie Identifier								
	Design	May-2022	Jun-2024	0180 - TIF	10,000	0	10,000	10,000
					10,000	0	10,000	10,000
1800 W Kinzie St								
43987 Public Art - Citywide - 2025								
	Construct.	Jan-2025	Dec-2025	0GOF - Bond	3,000,000	0	0	3,000,000
					3,000,000	0	0	3,000,000
43988 Public Art - Citywide - 2026								
	Construct.	Jan-2026	Dec-2026	0GOF - Bond	3,000,000	0	0	3,000,000
					3,000,000	0	0	3,000,000

2024 - 2028 Capital Improvement Program

ECONOMIC DEVELOPMENT - OTHER ECONOMIC PROJECTS

	Phase Start and End Dates			Fund	Total	Prior Years	2024	2024-2028
43989 Environmental Remediation - Various Locations - 2022								
	Construct.	Jan-2022	Dec-2024	0C74 - Bond	103,081	0	103,081	103,081
					103,081	0	103,081	103,081
43991 Environmental Remediation - Various Locations - 2024								
	Construct.	Jan-2024	Dec-2024	0C80 - Bond	600,000	0	600,000	600,000
					600,000	0	600,000	600,000
43992 Environmental Remediation - Various Locations - 2025								
	Construct.	Jan-2025	Dec-2025	0GOF - Bond	600,000	0	0	600,000
					600,000	0	0	600,000
43993 Environmental Remediation - Various Locations - 2026								
	Construct.	Jan-2026	Dec-2026	0GOF - Bond	600,000	0	0	600,000
					600,000	0	0	600,000
44159 Environmental Remediation-7329 and 7343 S. Woodlawn Ave								
	Construct.	Feb-2022	Dec-2024	0A54 - TIF	1,000,000	27,325	972,675	972,675
					1,000,000	27,325	972,675	972,675
7329 S Woodlawn Ave								
44168 Bronzeville Lakefront - Michael Reese - Right of Way Infrastructure								
	Construct.	Aug-2023	Dec-2026	0C74 - Bond	59,000,000	12,425,489	23,287,256	46,574,511
				0TBD - Other	30,000,000	0	0	30,000,000
					89,000,000	12,425,489	23,287,256	76,574,511
E 31st St And S Cottage Grove Ave								
44207 Edgewater/Ashland Vaulted Alley								
	Design	Apr-2022	Dec-2022	0957 - TIF	720,000	72,747	647,253	647,253
	Construct.	May-2022	Dec-2024		720,000	72,747	647,253	647,253
N Ashland Ave And W Edgewater Ave								

2024 - 2028 Capital Improvement Program

ECONOMIC DEVELOPMENT - OTHER ECONOMIC PROJECTS

		Phase Start and End Dates		Fund	Total	Prior Years	2024	2024-2028
44235 Greektown Intersection Beautification								
	Design	Dec-2021	Apr-2024	0G01 - Other	200,000	0	200,000	200,000
	Construct.	Aug-2024	Oct-2024		200,000	0	200,000	200,000
On N Halsted St From W Madison St To W Van Buren St								
44244 Public Safety Training Academy - Public Art								
	Construct.	Jun-2022	Jun-2024	0C72 - Bond	835,000	425,500	209,500	409,500
					835,000	425,500	209,500	409,500
4417 W Chicago Ave		4443 W Chicago Ave						
44399 Pullman Garden TIF Improvements-Cottage Grove: 107th St. and Cottage Grove Ave.								
	Design	Sep-2022	Dec-2022	0A95 - TIF	250,000	139,988	110,012	110,012
	Construct.	May-2023	Dec-2024		250,000	139,988	110,012	110,012
On E 107th St From S Cottage Grove Ave To S Champlain Ave								
44446 1734 S. Clark Underground Storage Tank Removals								
	Construct.	Oct-2022	Dec-2043	0D37 - TIF	200,000	9,880	190,120	190,120
					200,000	9,880	190,120	190,120
1734 S Clark St								
44470 Little Village Arch Restoration								
	Design	Mar-2023	Mar-2024	0A62 - TIF	1,500,000	867,046	632,954	632,954
	Construct.	May-2023	Dec-2024		1,500,000	867,046	632,954	632,954
3100 W 26th St								
44761 ISW Austin - Soul City Gateways Sculptures								
	Construct.	Apr-2023	Dec-2026	0C72 - Bond	200,000	50,000	65,000	150,000
					200,000	50,000	65,000	150,000
4820 W Chicago Ave		5946 W Chicago Ave						

2024 - 2028 Capital Improvement Program

ECONOMIC DEVELOPMENT - OTHER ECONOMIC PROJECTS

	Phase Start and End Dates			Fund	Total	Prior Years	2024	2024-2028
44764 ISW Bronzeville - 43rd Street Streetscape Sculptures								
	Construct.	Sep-2023	Sep-2025	0C78 - Bond	250,000	0	100,000	250,000
					<u>250,000</u>	<u>0</u>	<u>100,000</u>	<u>250,000</u>
On E 43rd St From S Prairie Ave To S Cottage Grove Ave								
44765 ISW Bronzeville - 47th Street Streetscape Sculptures								
	Construct.	Jun-2023	Sep-2024	0C74 - Bond	500,000	0	500,000	500,000
					<u>500,000</u>	<u>0</u>	<u>500,000</u>	<u>500,000</u>
On E 47th St From S Prairie Ave To S Cottage Grove Ave								
44766 ISW Bronzeville - Cottage Grove Sculptures								
	Construct.	Sep-2024	Sep-2025	0C74 - Bond	500,000	0	0	500,000
					<u>500,000</u>	<u>0</u>	<u>0</u>	<u>500,000</u>
On S Cottage Grove Ave From E 43rd St To E 47th St								
44767 ISW New City/Back of the Yards Plaza Sculptures								
	Construct.	Jun-2023	Jun-2025	0C74 - Bond	1,000,000	86,750	450,000	913,250
					<u>1,000,000</u>	<u>86,750</u>	<u>450,000</u>	<u>913,250</u>
On W 47th St From S Ashland Ave To S Damen Ave								
44768 ISW Auburn Gresham - Plaza Sculpture Project								
	Construct.	Jun-2024	Sep-2025	0C74 - Bond	500,000	0	0	500,000
					<u>500,000</u>	<u>0</u>	<u>0</u>	<u>500,000</u>
W 79th St And S Sangamon St								
44770 ISW Greater Roseland - Pullman Murals								
	Construct.	Jun-2023	Nov-2025	0C78 - Bond	400,000	0	0	400,000
					<u>400,000</u>	<u>0</u>	<u>0</u>	<u>400,000</u>
S Cottage Grove Ave And E 107th St			S Cottage Grove Ave And E 111th St				S Cottage Grove Ave And E 115th St	

2024 - 2028 Capital Improvement Program

ECONOMIC DEVELOPMENT - OTHER ECONOMIC PROJECTS

		Phase Start and End Dates		Fund	Total	Prior Years	2024	2024-2028
44771 ISW Auburn Gresham - Gateway Sculpture								
	Design	Aug-2023	Jun-2025	0C74 - Bond	200,000	0	0	200,000
	Construct.	Jan-2025	Dec-2025		200,000	0	0	200,000
W 79th St And S Ashland Ave								
44773 ISW South Chicago - Murals								
	Construct.	Jan-2024	Oct-2025	0C78 - Bond	150,000	0	75,000	150,000
					150,000	0	75,000	150,000
On S Commercial Ave From E 87th St To E 93rd St								
44924 Chicago Public Library Book Sanctuary Sculpture - DCASE								
	Construct.	Jun-2023	Dec-2024	0C66 - Bond	285,000	285,000	0	0
				0C72 - Bond	15,000	0	15,000	15,000
					300,000	285,000	15,000	15,000
400 S State St								
45441 Public Art - Citywide - 2027								
	Construct.	Feb-2027	Feb-2028	0TBD - Other	3,000,000	0	0	3,000,000
					3,000,000	0	0	3,000,000
45442 Public Art - Citywide - 2028								
	Construct.	Feb-2028	Feb-2029	0TBD - Other	3,000,000	0	0	3,000,000
					3,000,000	0	0	3,000,000
45511 Public Safety Training Academy Phase 1A								
	Construct.	Mar-2024	Mar-2025	0C58 - City	3,255,410	0	3,255,410	3,255,410
					3,255,410	0	3,255,410	3,255,410
4433 W Chicago Ave								

2024 - 2028 Capital Improvement Program

ECONOMIC DEVELOPMENT - OTHER ECONOMIC PROJECTS

	Phase Start and End Dates			Fund	Total	Prior Years	2024	2024-2028
45545 Ray Charles Easley Memorial Monument								
	Construct.	Apr-2024	Oct-2025	0C78 - Bond	75,000	0	25,000	75,000
					75,000	0	25,000	75,000
5610 W Lake St								
45546 Mahalia Jackson Monument								
	Construct.	Oct-2024	Dec-2025	0C78 - Bond	150,000	0	100,000	150,000
					150,000	0	100,000	150,000
415 E 79th St								
45547 Historic Markers Program								
	Construct.	Jun-2023	Dec-2025	0C78 - Bond	150,000	0	50,000	150,000
					150,000	0	50,000	150,000
11248 S Michigan Ave		2531 W Division St			556 N Central Ave			
45548 Walk of Fame - MLK Drive from 25th to 35th								
	Construct.	Jan-2024	Oct-2024	0C78 - Bond	75,000	0	75,000	75,000
					75,000	0	75,000	75,000
On S Dr Martin Luther King Jr Dr From E 25th St To E 35th St								
45549 Recognition Panels - 25th St and King Drive								
	Construct.	Jan-2024	Dec-2025	0C78 - Bond	350,000	0	0	350,000
					350,000	0	0	350,000
S Dr Martin Luther King Jr Dr And E 25th St								
45550 Graffiti Garden - Bloomingdale Trail								
	Construct.	Sep-2023	Dec-2024	0C78 - Bond	200,000	0	200,000	200,000
					200,000	0	200,000	200,000
On W Bloomingdale Ave From N Kimball Ave To N Central Park								

2024 - 2028 Capital Improvement Program

ECONOMIC DEVELOPMENT - OTHER ECONOMIC PROJECTS

	Phase Start and End Dates			Fund	Total	Prior Years	2024	2024-2028
45551 Murals at 49th and Ashland Retaining Wall								
	Construct.	Jun-2024	Jun-2025	0C80 - Bond	200,000	0	100,000	200,000
					<u>200,000</u>	<u>0</u>	<u>100,000</u>	<u>200,000</u>
S Ashland Ave And W 49th St								
45565 Independence Blvd. Sculpture								
	Construct.	Apr-2024	Sep-2025	0C78 - Bond	400,000	0	400,000	400,000
				0C80 - Bond	100,000	0	0	100,000
					<u>500,000</u>	<u>0</u>	<u>400,000</u>	<u>500,000</u>
S Independence Blvd And W Polk St								
45566 Jane Byrne Park Public Art Enhancements								
	Construct.	Jan-2024	Dec-2024	0C74 - Bond	25,000	0	25,000	25,000
					<u>25,000</u>	<u>0</u>	<u>25,000</u>	<u>25,000</u>
180 E Pearson St								
45567 Millenium Park Public Art - 20th Anniversary Improvements								
	Construct.	Apr-2024	Dec-2024	0C72 - Bond	250,000	0	250,000	250,000
					<u>250,000</u>	<u>0</u>	<u>250,000</u>	<u>250,000</u>
45568 Humboldt Park - North Avenue Public Art								
	Construct.	Jun-2023	Sep-2026	0C80 - Bond	250,000	0	50,000	250,000
					<u>250,000</u>	<u>0</u>	<u>50,000</u>	<u>250,000</u>
On W North Ave From N Kedzie Ave To N Kostner Ave								
45569 Humboldt Park - Chicago Avenue Public Art								
	Construct.	Jun-2023	Sep-2026	0C80 - Bond	250,000	0	100,000	250,000
					<u>250,000</u>	<u>0</u>	<u>100,000</u>	<u>250,000</u>
On W Chicago Ave From N Pulaski Rd To N Kedzie Ave								

2024 - 2028 Capital Improvement Program

ECONOMIC DEVELOPMENT - OTHER ECONOMIC PROJECTS

		Phase Start and End Dates		Fund	Total	Prior Years	2024	2024-2028
45570 North Lawndale - Public Art								
	Construct.	Nov-2024	Dec-2026	0C80 - Bond	500,000	0	100,000	500,000
					500,000	0	100,000	500,000
On W Ogden Ave From S Kedzie Ave To S Pulaski Rd								
45571 Greater Roseland - Public Art								
	Construct.	Jan-2025	Sep-2026	0C80 - Bond	500,000	0	0	500,000
					500,000	0	0	500,000
S Michigan Ave And E 111th St								
45580 DCASE Citywide Mural Project								
	Construct.	Jan-2024	Dec-2024	0C80 - Bond	1,000,000	0	500,000	1,000,000
					1,000,000	0	500,000	1,000,000
45618 Environmental Remediation - Various Locations - 2027								
	Construct.	Jan-2027	Dec-2027	0GOF - Bond	600,000	0	0	600,000
					600,000	0	0	600,000
45619 Environmental Remediation - Various Locations - 2028								
	Construct.	Jan-2028	Dec-2028	0GOF - Bond	600,000	0	0	600,000
					600,000	0	0	600,000
45768 2420 N. Sacramento Site Clean-up and Remediation								
	Construct.	Jun-2024	Dec-2024	0456 - City	24,000	0	24,000	24,000
					24,000	0	24,000	24,000
2420 N Sacramento Ave								
OTHER ECONOMIC PROJECTS Total					\$355,052,143	\$175,225,196	\$47,066,442	\$179,826,947

2024 - 2028 Capital Improvement Program

ECONOMIC DEVELOPMENT - STREETSCAPING

		Phase Start and End Dates		Fund	Total	Prior Years	2024	2024-2028
38467 Milwaukee Ave., Logan Blvd. to Belmont Ave.								
	Design	Apr-2017	Dec-2023	0637 - TIF	859,365	859,365	0	0
	Construct.	Sep-2023	Dec-2025	OCCH - Other	240,000	240,000	0	0
				OSTP - Federal	27,520,000	2,320,000	15,200,000	25,200,000
				RBLD - State	6,300,000	0	0	6,300,000
					34,919,365	3,419,365	15,200,000	31,500,000
N Kedzie Ave And N Milwaukee Ave				N Kedzie Ave And W Logan Blvd				On N Milwaukee Ave From W Belmont Ave To W Logan Blvd
On W Logan Blvd From N Kedzie Ave To N Milwaukee Ave								
38505 Damen/Monroe to Van Buren Streetscape								
	Design	Mar-2014	Apr-2016	0215 - TIF	3,248,000	2,542,895	705,105	705,105
	Construct.	Jun-2017	Aug-2024		3,248,000	2,542,895	705,105	705,105
100-400 S Damen Ave								
40893 ISW Pullman: 111th St, Cottage Grove Ave. to Doty Ave - Design								
	Design	Jun-2018	Oct-2023	0910 - TIF	75,000	52,490	22,510	22,510
	Construct.	Jul-2024	Dec-2025	OC74 - Bond	3,700,000	0	1,250,000	3,700,000
				RBLD - State	3,700,000	1,700,000	2,000,000	2,000,000
				SOCC - State	475,000	449,472	25,528	25,528
					7,950,000	2,201,962	3,298,038	5,748,038
On E 111th St From S Cottage Grove Ave To S Doty Ave West								
41582 Lawrence Avenue Streetscape / Section 2 / Western to Chicago River / TIF Funded / Ward 40								
	Design	Jan-2019	Apr-2024	0170 - TIF	10,300,000	7,116,595	3,183,405	3,183,405
	Construct.	Sep-2022	Jul-2024	OC72 - Bond	1,500,000	381,365	1,118,635	1,118,635
					11,800,000	7,497,960	4,302,040	4,302,040
2400-2832 W Lawrence Ave				On N Francisco Ave From W Ainslie St To W Lawrence Ave				

2024 - 2028 Capital Improvement Program

ECONOMIC DEVELOPMENT - STREETSCAPING

		Phase Start and End Dates		Fund	Total	Prior Years	2024	2024-2028
41583 Fullerton Ave. Streetscaping Improvements / TIF funded / Narragansett to Lockwood - Wards 30, 36								
	Design	Feb-2019	Apr-2022	0906 - TIF	6,638,400	2,501,387	4,137,013	4,137,013
	Construct.	Nov-2022	Jul-2024	0959 - TIF	2,581,600	903,287	1,678,313	1,678,313
				OCCH - Other	1,960,000	1,960,000	0	0
					11,180,000	5,364,674	5,815,326	5,815,326
5300-6400 W Fullerton Ave								
41835 Clark Street Streetscape / Devon to Arthur								
	Design	Nov-2019	Jun-2023	0539 - TIF	6,131,461	6,131,461	0	0
	Construct.	Jul-2023	Nov-2024	OC74 - Bond	5,298,725	0	3,298,725	5,298,725
					11,430,186	6,131,461	3,298,725	5,298,725
On N Clark St From W Devon Ave To W Arthur Ave								
42582 ISW South Chicago: Commercial Ave, 83rd St to 93rd St and 92nd St, Anthony to South Harbor								
	Design	Dec-2021	Feb-2026	OC72 - Bond	250,000	250,000	0	0
	Construct.	Jan-2023	Jun-2027	OC74 - Bond	12,372,000	7,290,848	3,891,527	5,081,152
				OC78 - Bond	10,400,000	0	0	10,400,000
				OTBD - Other	28,000,000	0	0	8,000,000
					51,022,000	7,540,848	3,891,527	23,481,152
2800-3310 E 92nd St				On S Commercial Ave From E 87th St To E 83rd St			On S Commercial Ave From E 90th St To E 87th St	
On S Commercial Ave From S South Chicago Ave To E 90th St								
42583 ISW Pullman: 111th Street, Cottage Grove to MLK and Cottage Grove, 108th St to 111th St								
	Design	May-2021	Oct-2023	OC72 - Bond	812,001	611,513	200,488	200,488
	Construct.	Jul-2024	Dec-2026	OC74 - Bond	16,591,177	91,177	1,277,780	16,500,000
					17,403,178	702,690	1,478,268	16,700,488
On E 111th St From S Cottage Grove Ave To S Doty Ave West				On S Cottage Grove Ave From E 108th St To E 111th St				

2024 - 2028 Capital Improvement Program

ECONOMIC DEVELOPMENT - STREETSCAPING

		Phase Start and End Dates		Fund	Total	Prior Years	2024	2024-2028
42586 North Lawndale: Ogden Avenue, Pulaski to Roosevelt								
	Design	Sep-2022	Sep-2026	0TBD - Other	45,100,000	0	0	17,000,000
	Construct.	Sep-2026	Jun-2030	DCEO - State	5,000,000	0	0	5,000,000
				RBLD - State	6,000,000	0	0	6,000,000
					56,100,000	0	0	28,000,000
On W Ogden Ave From S Pulaski Rd To S Western Ave								
42587 Randolph St.: DesPlaines to Ogden								
	Design	Oct-2024	Dec-2027	0GOF - Bond	1,500,000	0	0	1,500,000
	Construct.	Jan-2028	Dec-2030	0TBD - Other	86,000,000	0	0	0
					87,500,000	0	0	1,500,000
On W Randolph St From N Desplaines St To N Ogden Ave								
42588 Riverdale: 130th Street, Ellis to Indiana Corridor Improvements								
	Design	Jul-2024	Dec-2026	0C74 - Bond	1,500,000	0	0	1,500,000
	Construct.	Jun-2026	Oct-2027	0GOF - Bond	2,000,000	0	0	2,000,000
					3,500,000	0	0	3,500,000
On E 130th St From S Avenue N To S Avenue O			On E 130th St From S Ellis Ave To S Indiana Ave					
42600 111th St. Streetscape, Section 2 Homan to Sacramento								
	Design	Sep-2020	Apr-2023	0546 - TIF	650,000	580,328	69,672	69,672
	Construct.	Apr-2023	Jul-2024	RBLD - State	7,250,000	7,250,000	0	0
					7,900,000	7,830,328	69,672	69,672
On W 111th St From S Homan Ave To S Sacramento Ave								
42806 ISW Austin: Chicago Avenue, Austin to Cicero								
	Design	Apr-2021	Aug-2025	0A60 - TIF	6,400,000	1,571,605	4,828,395	4,828,395
	Construct.	Jan-2023	Nov-2027	0C74 - Bond	15,100,000	3,032,149	4,000,000	12,067,851
				DCEO - State	750,000	750,000	0	0
					22,250,000	5,353,754	8,828,395	16,896,246
On W Chicago Ave From N Austin Blvd To N Central Ave			On W Chicago Ave From N Central Ave To N Laramie Ave			On W Chicago Ave From N Laramie Ave To N Cicero Ave		

2024 - 2028 Capital Improvement Program

ECONOMIC DEVELOPMENT - STREETSCAPING

		Phase Start and End Dates		Fund	Total	Prior Years	2024	2024-2028
42810 ISW Roseland: Michigan, 110th St to 116th St and 111th St, Stewart to Martin Luther King								
	Design	Aug-2021	Dec-2024	0C74 - Bond	3,100,000	1,918,463	1,181,537	1,181,537
	Construct.	Oct-2024	Dec-2025	0C78 - Bond	15,000,000	0	3,000,000	15,000,000
				0C80 - Bond	1,500,000	0	0	1,500,000
				0TBD - Other	12,000,000	0	0	12,000,000
					31,600,000	1,918,463	4,181,537	29,681,537
On S Michigan Ave From E 110th St To E 116th St			On W 111th St From S Stewart Ave To S Dr Martin Luther King					
43302 Bronzeville Corridor Improvements: 43rd, 47th, and Cottage Grove								
	Design	Jan-2022	Jun-2025	0791 - TIF	22,425,000	284,321	2,140,679	22,140,679
	Construct.	May-2024	Dec-2026	0967 - TIF	10,075,000	127,246	0	9,947,754
				0C72 - Bond	1,500,000	1,168,641	287,000	331,359
					34,000,000	1,580,208	2,427,679	32,419,792
On E 43rd St From S Prairie Ave To S Cottage Grove Ave			On E 47th St From S Prairie Ave To S Cottage Grove Ave			On S Cottage Grove Ave From E Bowen Ave To E 49th St		
43308 26th St: Sacramento to Kostner and Manuel Perez Plaza								
	Design	Dec-2024	Dec-2026	0C78 - Bond	3,000,000	0	0	3,000,000
	Construct.	Jun-2027	Dec-2028	0GOF - Bond	30,000,000	0	0	0
					33,000,000	0	0	3,000,000
4345 W 26th St			On W 26th St From S Sacramento Ave To S Kostner Ave					
43309 ISW New City/BOTY: 47th St, Loomis to Hoyne and Ashland, 43rd St to 49th St								
	Design	Apr-2021	Jun-2024	0C72 - Bond	250,000	250,000	0	0
	Construct.	Apr-2023	Dec-2026	0C74 - Bond	12,520,000	6,458,644	6,061,356	6,061,356
				0C78 - Bond	32,000,000	0	5,000,000	32,000,000
				0C80 - Bond	4,000,000	0	0	4,000,000
					48,770,000	6,708,644	11,061,356	42,061,356
On S Ashland Ave From W 43rd St To W 49th St			On S Ashland Ave From W 46th St To W 48th St			On W 47th St From S Loomis Blvd To S Hoyne Ave		

2024 - 2028 Capital Improvement Program

ECONOMIC DEVELOPMENT - STREETSCAPING

Phase Start and End Dates				Fund	Total	Prior Years	2024	2024-2028
43311 ISW Greater Englewood: 63rd St, Loomis to Wallace and Halsted, 59th St to 66th St								
	Design	Apr-2021	May-2025	0C72 - Bond	2,530,000	1,356,832	1,173,168	1,173,168
	Construct.	Mar-2025	Oct-2027	0C78 - Bond	9,040,000	0	0	9,040,000
				0TBD - Other	20,000,000	0	0	10,000,000
					31,570,000	1,356,832	1,173,168	20,213,168
On S Halsted St From W 59th St To W 66th St			On W 63rd St From S Loomis Blvd To S Wallace St					
43313 ISW South Shore: 79th St, South Shore to Stony Island								
	Design	Jul-2021	Mar-2025	0C72 - Bond	2,600,000	1,412,953	1,187,047	1,187,047
	Construct.	Oct-2024	Sep-2026	0C80 - Bond	11,000,000	0	2,000,000	11,000,000
				0TBD - Other	23,000,000	0	0	7,000,000
					36,600,000	1,412,953	3,187,047	19,187,047
On E 79th St From S Chappel Ave To S Oglesby Ave			On E 79th St From S Oglesby Ave To S South Shore Dr			On E 79th St From S Stony Island Ave To S Chappel Ave		
43322 Catalpa: Clark to Ashland Plaza								
	Design	Jun-2021	Dec-2024	0C72 - Bond	459,401	136,583	322,818	322,818
	Construct.	Mar-2025	Nov-2025	0C74 - Bond	1,540,599	0	1,540,599	1,540,599
				DCEO - State	500,000	500,000	0	0
					2,500,000	636,583	1,863,417	1,863,417
On W Catalpa Ave From N Clark St To N Ashland Ave								
43323 ISW Humboldt Park: Chicago Ave, Pulaski to Kedzie								
	Design	Sep-2022	Dec-2024	0978 - TIF	18,891,869	691,869	8,200,000	18,200,000
	Construct.	Apr-2025	Jan-2026	0C80 - Bond	2,500,000	0	2,500,000	2,500,000
					21,391,869	691,869	10,700,000	20,700,000
On W Chicago Ave From N Pulaski Rd To N Kedzie Ave								

2024 - 2028 Capital Improvement Program

ECONOMIC DEVELOPMENT - STREETSCAPING

		Phase Start and End Dates		Fund	Total	Prior Years	2024	2024-2028
43335 ISW Auburn Gresham: 79th St, Fielding to Paulina and Halsted St, 78th to 80th St								
	Design	May-2021	Dec-2025	0C72 - Bond	2,100,000	1,200,877	899,123	899,123
	Construct.	Oct-2024	Dec-2027	0C80 - Bond	22,590,000	0	590,000	22,590,000
					24,690,000	1,200,877	1,489,123	23,489,123
On S Halsted St From W 78th St To W 80th St		On W 79th St From S Paulina St To S Sangamon St			On W 79th St From S Sangamon St To S Fielding Ave			
43341 Lincoln Avenue, Western to Catalpa Streetscape								
	Design	Apr-2021	Nov-2023	0170 - TIF	8,835,000	910,539	7,924,461	7,924,461
	Construct.	Sep-2023	Jul-2025	0529 - TIF	575,000	575,000	0	0
				0538 - TIF	5,840,000	1,648,221	4,191,779	4,191,779
				0C78 - Bond	6,000,000	68,861	2,100,000	5,931,139
				0C80 - Bond	2,100,000	0	0	2,100,000
					23,350,000	3,202,621	14,216,240	20,147,379
On N Lincoln Ave From N Western Ave To W Foster Ave		On N Lincoln Ave From W Foster Ave To W Catalpa Ave			On W Catalpa Ave From N Lincoln Ave To N Western Ave			
43344 ISW Humboldt Park: North Ave, Kostner to Kedzie								
	Design	Feb-2023	Dec-2025	0STP - Federal	5,102,785	0	0	5,102,785
	Construct.	Jun-2026	Jun-2028	0TBDD - Other	12,500,000	0	0	4,500,000
				SOCC - State	12,397,215	0	0	12,397,215
					30,000,000	0	0	22,000,000
On W North Ave From N Central Park Ave To N Cicero Ave								
43517 95th Street, Wood to Ashland, Section 4 / Streetscape - TIF Funded								
	Design	Aug-2022	Apr-2024	0062 - TIF	5,900,000	301,067	5,598,933	5,598,933
	Construct.	Apr-2024	Dec-2024		5,900,000	301,067	5,598,933	5,598,933
1600-1800 W 95th St								

2024 - 2028 Capital Improvement Program

ECONOMIC DEVELOPMENT - STREETSCAPING

		Phase Start and End Dates		Fund	Total	Prior Years	2024	2024-2028
43587 Streetscape Project Management Services								
	Design	Jan-2021	Dec-2025	0C72 - Bond	8,934,000	3,260,910	2,836,545	5,673,090
				0C74 - Bond	5,600,000	0	5,600,000	5,600,000
				0C80 - Bond	5,000,000	0	0	5,000,000
					<u>19,534,000</u>	<u>3,260,910</u>	<u>8,436,545</u>	<u>16,273,090</u>
44116 Fullerton & Grand Public Plaza								
	Construct.	Jun-2024	Dec-2024	0C74 - Bond	550,000	0	550,000	550,000
					<u>550,000</u>	<u>0</u>	<u>550,000</u>	<u>550,000</u>
W Fullerton Ave And W Grand Ave								
44337 Division Street Streetscape, State to Dearborn								
	Design	Apr-2023	Jun-2024	0C74 - Bond	40,000	40,000	0	0
	Construct.	Apr-2025	Nov-2025	0C78 - Bond	360,000	360,000	0	0
				0C80 - Bond	3,000,000	0	3,000,000	3,000,000
					<u>3,400,000</u>	<u>400,000</u>	<u>3,000,000</u>	<u>3,000,000</u>
On W Division St From N State St To N Dearborn St								
44475 LaSalle Street Reimagined (Chicago River to Jackson)								
	Design	Nov-2023	Aug-2024	0A50 - TIF	640,000	30,241	609,759	609,759
	Construct.	Aug-2024	Oct-2029	0C74 - Bond	360,000	171,506	188,494	188,494
				0C78 - Bond	7,500,000	0	2,000,000	7,500,000
				0TBD - Other	50,000,000	0	0	10,000,000
					<u>58,500,000</u>	<u>201,747</u>	<u>2,798,253</u>	<u>18,298,253</u>
On S La Salle St From W Jackson Blvd To W Wacker Dr								
45779 Devon Streetscape - Lincoln to McCormick								
	Design	Jun-2024	Dec-2024	0C80 - Bond	1,922,200	0	22,200	1,922,200
	Construct.	Jun-2025	Oct-2025		<u>1,922,200</u>	<u>0</u>	<u>22,200</u>	<u>1,922,200</u>
STREETSCAPING Total					\$733,480,798	\$71,458,711	\$117,592,594	\$423,922,087

2024 - 2028 Capital Improvement Program

ECONOMIC DEVELOPMENT - VIADUCT IMPROVEMENT PROGRAM

		Phase Start and End Dates		Fund	Total	Prior Years	2024	2024-2028
2374 CERMAK ROAD AT KENTON AVENUE								
Design	Aug-2007	Dec-2024	0A73 - TIF		300,000	300,000	0	0
Construct.	Apr-2024	Dec-2024	0C72 - Bond		300,000	0	300,000	300,000
			0CCH - Other		399,999	87,684	312,315	312,315
			0HPP - Federal		992,000	992,000	0	0
			0STP - Federal		1,940,000	1,940,000	0	0
			RBLD - State		1,400,000	1,400,000	0	0
			SOCC - State		3,300,000	3,300,000	0	0
					<u>8,631,999</u>	<u>8,019,684</u>	<u>612,315</u>	<u>612,315</u>
2200 S Kenton Ave								
4226 31ST STREET VIADUCT OVER METRA								
Design	Jan-2005	Jun-2021	0157 - TIF		1,864,688	1,400,000	464,688	464,688
Construct.	Oct-2022	Oct-2025	0872 - Other		900,000	900,000	0	0
			0C60 - Bond		97,000	91,639	5,361	5,361
			0C74 - Bond		8,080,936	1,233,108	2,847,828	6,847,828
			0ID6 - State		305,000	305,000	0	0
			0STP - Federal		2,620,000	2,620,000	0	0
			0W12 - Federal		12,260,000	12,260,000	0	0
			IL11 - State		268,000	268,000	0	0
			SOCC - State		560,000	560,000	0	0
					<u>26,955,624</u>	<u>19,637,747</u>	<u>3,317,877</u>	<u>7,317,877</u>
628 E 31st Dr								

2024 - 2028 Capital Improvement Program

ECONOMIC DEVELOPMENT - VIADUCT IMPROVEMENT PROGRAM

		Phase Start and End Dates		Fund	Total	Prior Years	2024	2024-2028
36563 HARRISON ST. VIADUCT WEST OF THE CHGO. RIVER								
	Design	Nov-2013	Oct-2021	0771 - TIF	44,271,084	41,271,084	3,000,000	3,000,000
	Construct.	Jan-2022	Dec-2024	0C72 - Bond	9,000,000	0	2,000,000	9,000,000
				OSTP - Federal	600,000	0	600,000	600,000
				IL12 - State	150,000	0	150,000	150,000
				SOCC - State	705,000	0	705,000	705,000
					54,726,084	41,271,084	6,455,000	13,455,000
360-500 W Harrison St								
40469 Canal St. Viaduct, Adams St. to Madison St. Viaduct Improvement								
	Design	Feb-2020	Jun-2024	0C65 - Bond	1,060,000	1,060,000	0	0
	Construct.	Apr-2024	Oct-2025	0C74 - Bond	3,378,920	3,378,920	0	0
				OCCH - Other	240,000	240,000	0	0
				OSTP - Federal	8,000,000	8,000,000	0	0
				RBLD - State	4,000,000	4,000,000	0	0
				SOCC - State	6,000,000	6,000,000	0	0
				STPS - Federal	16,000,000	0	10,000,000	16,000,000
					38,678,920	22,678,920	10,000,000	16,000,000
On S Canal St From W Madison St To W Adams St								
40470 Canal St. Viaduct, Harrison St. to Jackson St. Viaduct Improvement								
	Design	Aug-2020	Jun-2024	0771 - TIF	33,610,828	1,675,543	22,764,103	31,935,285
	Construct.	Jan-2024	Apr-2025		33,610,828	1,675,543	22,764,103	31,935,285
On S Canal St From W Harrison St To W Jackson Blvd								

2024 - 2028 Capital Improvement Program

ECONOMIC DEVELOPMENT - VIADUCT IMPROVEMENT PROGRAM

		Phase Start and End Dates		Fund	Total	Prior Years	2024	2024-2028
40472 Canal St. Viaduct, Jackson St. to Adams St., Viaduct Improvement								
Design	Aug-2017	Jun-2024	0771 - TIF		43,986,643	7,586,000	34,596,110	36,400,643
Construct.	May-2023	Nov-2025	0C72 - Bond		5,500,000	0	3,500,000	5,500,000
			0C74 - Bond		8,000,000	0	0	8,000,000
			0STP - Federal		650,000	650,000	0	0
					58,136,643	8,236,000	38,096,110	49,900,643
On S Canal St From W Jackson Blvd To W Adams St								
40473 Canal St. Viaduct, Taylor St. to Harrison St., Viaduct Improvement								
Design	Mar-2020	Jan-2025	0997 - Federal		15,877,003	0	15,877,003	15,877,003
Construct.	Jan-2024	Jan-2026	0C65 - Bond		1,200,000	1,200,000	0	0
			0C72 - Bond		1,300,000	1,300,000	0	0
			0CCH - Other		300,000	300,000	0	0
			0STP - Federal		29,896,597	0	29,896,597	29,896,597
			RBLD - State		6,500,000	0	6,500,000	6,500,000
			SOCC - State		11,443,400	0	0	11,443,400
					66,517,000	2,800,000	52,273,600	63,717,000
On S Canal St From W Harrison St To W Taylor St								
40517 18th St. Viaduct: Wentworth to East Side of Chicago River								
Design	Feb-2017	Dec-2024	0176 - TIF		235,827	235,827	0	0
Construct.	Jan-2027	Dec-2028	0492 - Bond		92,934	92,934	0	0
			0C43 - Bond		8,294	8,294	0	0
			0GOF - Bond		25,000,000	0	0	0
			RBLD - State		1,500,000	1,500,000	0	0
			SOCC - State		5,000,000	0	0	5,000,000
			STPS - Federal		20,000,000	0	0	20,000,000
					51,837,055	1,837,055	0	25,000,000

200-300 W 18th St

2024 - 2028 Capital Improvement Program

ECONOMIC DEVELOPMENT - VIADUCT IMPROVEMENT PROGRAM

		Phase Start and End Dates		Fund	Total	Prior Years	2024	2024-2028
41508 North Avenue Viaduct east of Kennedy Expressway (Ph. I Engineering only)								
	Design	Jan-2020	Dec-2024	SOCC - State	15,000,000	0	0	15,000,000
	Construct.	Jan-2025	Jan-2026		<u>15,000,000</u>	<u>0</u>	<u>0</u>	<u>15,000,000</u>
On W North Ave From N Elston Ave To N Ashland Ave		On W North Ave From N Harlem Ave To N Central Ave						
41934 9400 S Colfax - 2019 Supplemental Viaduct Repairs								
	Design	Jun-2019	Dec-2024	OC69 - Bond	1,300,000	92,000	1,208,000	1,208,000
	Construct.	Sep-2024	Dec-2024		<u>1,300,000</u>	<u>92,000</u>	<u>1,208,000</u>	<u>1,208,000</u>
On S Colfax Ave From E 94th St To E 95th St								
42589 South Water St.: Michigan to Beaubien								
	Design	Feb-2023	Jun-2025	OTBD - Other	26,500,000	0	0	4,500,000
	Construct.	Jun-2026			<u>26,500,000</u>	<u>0</u>	<u>0</u>	<u>4,500,000</u>
102-150 E South Water St								
43014 Underpass Rehabilitation Program Design - 2021/2022								
	Design	Jan-2021	Dec-2024	OC72 - Bond	638,780	638,780	0	0
				OC74 - Bond	600,000	0	600,000	600,000
					<u>1,238,780</u>	<u>638,780</u>	<u>600,000</u>	<u>600,000</u>
43045 Viaduct Vertical Clearance Improvement - 2022								
	Construct.	Aug-2024	Dec-2026	OC74 - Bond	5,000,000	20,926	266,151	4,979,074
					<u>5,000,000</u>	<u>20,926</u>	<u>266,151</u>	<u>4,979,074</u>
On S California Ave From W 36th Pl To W 38th Pl		On W 71st St From S Union Ave To S Normal Blvd						
43084 Viaduct Safety Improvements - 2025								
	Construct.	Jan-2025	Dec-2025	OGOF - Bond	825,000	0	0	825,000
					<u>825,000</u>	<u>0</u>	<u>0</u>	<u>825,000</u>

2024 - 2028 Capital Improvement Program

ECONOMIC DEVELOPMENT - VIADUCT IMPROVEMENT PROGRAM

		Phase Start and End Dates		Fund	Total	Prior Years	2024	2024-2028
43085 Underpass Rehabilitation Program - 2023								
	Construct.	Jan-2023	Dec-2024	0C78 - Bond	3,028,000	0	1,028,000	3,028,000
					3,028,000	0	1,028,000	3,028,000
43086 Underpass Rehabilitation Program - 2024								
	Construct.	Jan-2024	Dec-2024	0C80 - Bond	4,125,000	0	125,000	4,125,000
					4,125,000	0	125,000	4,125,000
43087 Viaduct Vertical Clearance Improvement at 3700 S. California								
	Construct.	Aug-2025	Aug-2026	0TBD - Other	5,000,000	0	0	5,000,000
					5,000,000	0	0	5,000,000
3700 S California Ave								
43088 Viaduct Vertical Clearance Improvement at 600 W. 71st Street								
	Construct.	Apr-2025	Dec-2026	0GOF - Bond	5,000,000	0	0	5,000,000
					5,000,000	0	0	5,000,000
600 W 71st St								
43281 Wacker Drive - Stetson St. to Field Blvd. - Structural Repairs								
	Design	Feb-2021	Mar-2021	0C74 - Bond	200,000	0	200,000	200,000
	Construct.	Jul-2023	Dec-2025	0C78 - Bond	1,300,000	0	0	1,300,000
					1,500,000	0	200,000	1,500,000
E Wacker Dr And N Stetson Ave								
43393 North Lake Shore Drive over Irving Park Road								
	Construct.	May-2021	Jul-2024	0C72 - Bond	980,794	889,187	91,607	91,607
					980,794	889,187	91,607	91,607
N Lake Shore Dr And W Irving Park Rd								

2024 - 2028 Capital Improvement Program

ECONOMIC DEVELOPMENT - VIADUCT IMPROVEMENT PROGRAM

		Phase Start and End Dates		Fund	Total	Prior Years	2024	2024-2028
43401 Viaduct Vertical Clearance Improvement - 2021								
	Design	Oct-2021	Dec-2025	0804 - TIF	2,000,000	0	2,000,000	2,000,000
	Construct.	Jul-2024	Oct-2026	0C72 - Bond	2,500,000	1,047,947	691,743	1,452,053
				0C74 - Bond	1,188,840	0	188,840	1,188,840
					5,688,840	1,047,947	2,880,583	4,640,893
600 W 71st St				On S California Ave From W 36th Pl To W 37th Pl			On S Kostner Ave From W Fillmore St To W Fifth Ave	
43447 Kostner Ave. Under CSX RR Viaduct Clearance Improvements								
	Construct.	Apr-2024	Dec-2026	0804 - TIF	2,087,010	887,010	1,200,000	1,200,000
				0997 - Federal	4,750,000	0	0	4,750,000
				0ICC - State	2,000,000	0	2,000,000	2,000,000
				DCEO - State	5,000,000	0	0	5,000,000
					13,837,010	887,010	3,200,000	12,950,000
1030 S Kostner Ave								
43584 Underpass Rehabilitation Program (Capital Bond) - 1100 E. 82nd St.								
	Construct.	Jun-2024	Dec-2024	0C72 - Bond	1,662,121	50,119	1,612,002	1,612,002
					1,662,121	50,119	1,612,002	1,612,002
1100 E 82nd St								
43963 Underpass Rehabilitation Program - 2026								
	Construct.	Jan-2026	Dec-2026	0TBD - Other	4,125,000	0	0	4,125,000
					4,125,000	0	0	4,125,000
43964 Viaduct Safety Improvements - 2026								
	Construct.	Jan-2026	Dec-2026	0GOF - Bond	825,000	0	0	825,000
					825,000	0	0	825,000
43965 Viaduct Vertical Clearance Improvement - 2026								
	Construct.	Jan-2026	Dec-2026	0GOF - Bond	3,000,000	0	0	3,000,000
					3,000,000	0	0	3,000,000

2024 - 2028 Capital Improvement Program

ECONOMIC DEVELOPMENT - VIADUCT IMPROVEMENT PROGRAM

		Phase Start and End Dates		Fund	Total	Prior Years	2024	2024-2028
43996 Kinzie Ind. Improvements - Underpass Rehabilitation - 400 N. Oakley								
	Design	Nov-2021	Jul-2024	0180 - TIF	500,000	0	500,000	500,000
	Construct.	Mar-2025	Dec-2025		<u>500,000</u>	<u>0</u>	<u>500,000</u>	<u>500,000</u>
400 N Oakley Blvd								
43998 Underpass Rehabilitation Program - 1740 W. Fullerton								
	Construct.	Aug-2023	Dec-2024	0C74 - Bond	466,856	0	466,856	466,856
					<u>466,856</u>	<u>0</u>	<u>466,856</u>	<u>466,856</u>
1740 W Fullerton Ave								
43999 Underpass Rehabilitation Program - 11640 S. Indiana Ave.								
	Construct.	Apr-2023	Dec-2024	0974 - TIF	750,000	0	750,000	750,000
				0C74 - Bond	1,328,456	0	1,328,456	1,328,456
					<u>2,078,456</u>	<u>0</u>	<u>2,078,456</u>	<u>2,078,456</u>
11640 S Indiana Ave								
44001 Underpass Rehabilitation Program - 5830 S. Carpenter								
	Construct.	Jun-2023	Dec-2024	0908 - TIF	700,000	0	700,000	700,000
				0C74 - Bond	654,472	0	654,472	654,472
					<u>1,354,472</u>	<u>0</u>	<u>1,354,472</u>	<u>1,354,472</u>
5830 S Carpenter St								
44004 Underpass Rehabilitation Program - 400 N. Parkside Ave.								
	Construct.	Jun-2023	Dec-2024	0548 - TIF	800,000	0	800,000	800,000
				0C74 - Bond	654,472	0	654,472	654,472
					<u>1,454,472</u>	<u>0</u>	<u>1,454,472</u>	<u>1,454,472</u>
400 N Parkside Ave								

2024 - 2028 Capital Improvement Program

ECONOMIC DEVELOPMENT - VIADUCT IMPROVEMENT PROGRAM

	Phase Start and End Dates			Fund	Total	Prior Years	2024	2024-2028
44281 Kinzie Industrial TIF Viaduct Improvements Elizabeth-Hubbard to Kinzie								
	Design	Apr-2022	May-2024	0180 - TIF	600,000	0	600,000	600,000
	Construct.	Jun-2024	Dec-2024		<u>600,000</u>	<u>0</u>	<u>600,000</u>	<u>600,000</u>
On N Elizabeth St From W Hubbard St To W Kinzie St								
44282 Kinzie Industrial TIF Viaduct Improvements May-Hubbard to Kinzie								
	Design	Apr-2022	May-2024	0180 - TIF	600,000	0	600,000	600,000
	Construct.	Jun-2024	Dec-2024		<u>600,000</u>	<u>0</u>	<u>600,000</u>	<u>600,000</u>
On N May St From W Hubbard St To W Kinzie St								
44482 Sangamon Viaduct: Hubbard to Kinzie								
	Construct.	Nov-2022	Dec-2024	0180 - TIF	55,000	0	55,000	55,000
					<u>55,000</u>	<u>0</u>	<u>55,000</u>	<u>55,000</u>
On N Sangamon St From W Hubbard St To W Kinzie St								
45606 Viaduct Safety Improvements - 2027								
	Construct.	Jan-2027	Dec-2027	0GOF - Bond	825,000	0	0	825,000
					<u>825,000</u>	<u>0</u>	<u>0</u>	<u>825,000</u>
45607 Viaduct Safety Improvements - 2028								
	Construct.	Jan-2028	Dec-2028	0GOF - Bond	825,000	0	0	825,000
					<u>825,000</u>	<u>0</u>	<u>0</u>	<u>825,000</u>
45628 Viaduct Vertical Clearance Improvement - 2027								
	Construct.	Jan-2027	Dec-2027	0TBD - Other	5,000,000	0	0	5,000,000
					<u>5,000,000</u>	<u>0</u>	<u>0</u>	<u>5,000,000</u>
45629 Viaduct Vertical Clearance Improvement - 2028								
	Construct.	Jan-2028	Dec-2028	0TBD - Other	5,000,000	0	0	1,000,000
					<u>5,000,000</u>	<u>0</u>	<u>0</u>	<u>1,000,000</u>

2024 - 2028 Capital Improvement Program

ECONOMIC DEVELOPMENT - VIADUCT IMPROVEMENT PROGRAM								
		Phase Start and End Dates		Fund	Total	Prior Years	2024	2024-2028
45630 Underpass Rehabilitation Program - 2027								
	Construct.	Jan-2027	Dec-2027	0TBD - Other	4,125,000	0	0	4,125,000
					4,125,000	0	0	4,125,000
45631 Underpass Rehabilitation Program - 2028								
	Construct.	Jan-2028	Dec-2028	0TBD - Other	4,125,000	0	0	1,125,000
					4,125,000	0	0	1,125,000
VIADUCT IMPROVEMENT PROGRAM Total					\$464,738,954	\$109,782,002	\$151,839,604	\$300,956,952
ECONOMIC DEVELOPMENT Total					\$1,573,271,895	\$356,465,909	\$316,498,640	\$924,705,986

Fund Summary by Capital Program, Subprogram, Fund Type

Fund Source	2024	2025	2026	2027	2028	5 Year Total
Program LAKEFRONT						
Subprogram SHORELINE						
Fund Type: Bond						
0C80 2024 Capital Projects TE	\$ 2,500,000	\$ 2,500,000	\$	\$	\$	5,000,000
Fund Type: Federal						
0997 Other Federal Funds			61,000,000	10,000,000	20,000,000	91,000,000
Fund Type: Other						
0TBD Funding To Be Determined	20,000,000	30,000,000	30,000,000	25,000,000	25,000,000	130,000,000
Total SHORELINE	\$ 22,500,000	\$ 32,500,000	\$ 91,000,000	\$ 35,000,000	\$ 45,000,000	\$ 226,000,000
Total LAKEFRONT	\$ 22,500,000	\$ 32,500,000	\$ 91,000,000	\$ 35,000,000	\$ 45,000,000	\$ 226,000,000

2024 - 2028 Capital Improvement Program

LAKEFRONT - SHORELINE

Phase Start and End Dates				Fund	Total	Prior Years	2024	2024-2028
2262 ILLINOIS SHORELINE PROTECTION - 45TH - 51ST STREET (MORGAN SHOAL) -								
Construct.	Jun-2024	Jun-2027		0997 - Federal	51,000,000	0	0	51,000,000
				0TBD - Other	80,000,000	0	20,000,000	80,000,000
					<u>131,000,000</u>	<u>0</u>	<u>20,000,000</u>	<u>131,000,000</u>
4550-5100 S Lake Shore Dr Sb								
2296 ILLINOIS SHORELINE PROTECTION - 54TH - 56TH ST (PROMONTORY POINT)								
Construct.	Jan-2026	Dec-2028		0997 - Federal	40,000,000	0	0	40,000,000
				0TBD - Other	50,000,000	0	0	50,000,000
					<u>90,000,000</u>	<u>0</u>	<u>0</u>	<u>90,000,000</u>
5400-5600 S Lake Shore Dr Sb								
2297 ILLINOIS SHORELINE PROTECTION PROJECT - 54TH - 56TH ST (PROMONTORY POINT) -								
Design	Nov-2023	Dec-2025		0486 - Bond	163,319	163,319	0	0
				0C80 - Bond	5,000,000	0	2,500,000	5,000,000
					<u>5,163,319</u>	<u>163,319</u>	<u>2,500,000</u>	<u>5,000,000</u>
5400-5600 S Lake Shore Dr Sb								
SHORELINE Total					\$226,163,319	\$163,319	\$22,500,000	\$226,000,000
LAKEFRONT Total					\$226,163,319	\$163,319	\$22,500,000	\$226,000,000

Fund Summary by Capital Program, Subprogram, Fund Type

Fund Source	2024	2025	2026	2027	2028	5 Year Total
Program	MUNICIPAL FACILITIES					
Subprogram	CITY BUILDINGS					
Fund Type: Bond						
0C69 2019 Capital Projects Tax- Exempt	\$ 6,610,934	\$	\$	\$	\$	6,610,934
0C72 2021 Capital Projects	2,450,093					2,450,093
0C74 2022 Capital Projects	440,539					440,539
0C78 2023 Capital Projects TE	5,235,452	3,000,000	10,000,000	11,000,000		29,235,452
0C80 2024 Capital Projects TE	5,185,082	150,000				5,335,082
0GOF Future Bonds And Other Sources		6,445,000	16,775,000	24,100,000	10,000,000	57,320,000
Total Bond	\$ 19,922,100	\$ 9,595,000	\$ 26,775,000	\$ 35,100,000	\$ 10,000,000	\$ 101,392,100
Fund Type: City						
0C58 Capital Fund Reserve	7,213,889					7,213,889
Fund Type: Other						
0TBD Funding To Be Determined				2,000,000	10,500,000	12,500,000
Fund Type: TIF						
0036 Sanitary Ship Canal Increment Tax	863,828					863,828
0040 Archer/Central	250,000					250,000
0062 95th & Western Incremental Tax	25,000					25,000
0126 Chicago/Kingsbury	6,527,316	850,000				7,377,316
0148 Goose Island Increment Tax	105,000					105,000
0164 Stockyards Southeast Quadrant Industrial Series 1996B					900,000	900,000
0180 Kinzie Industrial Corridor	631,737					631,737
0215 Central West	1,081,484					1,081,484
0421 Pulaski Corridor	25,000					25,000
0531 Northwest Industrial Corridor	464,977					464,977
0548 Madison/Austin Corridor	100,000					100,000
0571 24th/Michigan	113,159					113,159
0621 Midwest	25,000					25,000
0798 Western/Ogden	427,360					427,360
0910 Lake Calumet Area Industrial	450,000					450,000
0968 119th/I-57	25,000					25,000
0A50 Lasalle/Central	22,013,223			10,500,000		32,513,223
0A64 Addison South TIF	1,277,595					1,277,595
0A73 Ogden-Pulaski Redevelopment	50,000					50,000

Fund Summary by Capital Program, Subprogram, Fund Type

Fund Source	2024	2025	2026	2027	2028	5 Year Total
Program MUNICIPAL FACILITIES						
Subprogram CITY BUILDINGS						
Fund Type: TIF						
Total TIF	\$ 34,455,679	\$ 850,000	\$ 0	\$ 10,500,000	\$ 900,000	\$ 46,705,679
Total CITY BUILDINGS	\$ 61,591,668	\$ 10,445,000	\$ 26,775,000	\$ 47,600,000	\$ 21,400,000	\$ 167,811,668
Subprogram FIRE FACILITIES						
Fund Type: Bond						
0C69 2019 Capital Projects Tax- Exempt	\$ 2,514,303					\$ 2,514,303
0C72 2021 Capital Projects	6,570,768	4,209				6,574,977
0C74 2022 Capital Projects	2,449,269					2,449,269
0C78 2023 Capital Projects TE	666,285					666,285
0C80 2024 Capital Projects TE	1,423,617					1,423,617
0GOF Future Bonds And Other Sources		8,750,000	14,530,001	13,500,000		36,780,001
Total Bond	\$ 13,624,242	\$ 8,754,209	\$ 14,530,001	\$ 13,500,000	\$ 0	\$ 50,408,452
Fund Type: Other						
0TBD Funding To Be Determined				12,400,000		12,400,000
Fund Type: TIF						
0101 Belmont/Cicero	110,000					110,000
0102 Near North	1,500,000					1,500,000
0106 51st/Archer	757,701					757,701
0215 Central West	1,123,877					1,123,877
0285 Roosevelt/Racine	479,081					479,081
0771 Canal/Congress	926,801					926,801
0791 43rd/Cottage Grove	200,000					200,000
0909 Humboldt Park Commercial	600,000					600,000
0914 Wilson Yard	127,133					127,133
0965 79th Street/Southwest Highway	420,000					420,000
0966 47th/Ashland	50,000					50,000
0978 Chicago/Central Park	1,950,000					1,950,000
0A47 Harrison/Central	120,296					120,296
Total TIF	\$ 8,364,889	\$ 0	\$ 0	\$ 0	\$ 0	\$ 8,364,889
Total FIRE FACILITIES	\$ 21,989,131	\$ 8,754,209	\$ 14,530,001	\$ 25,900,000	\$ 0	\$ 71,173,341

Fund Summary by Capital Program, Subprogram, Fund Type

Fund Source	2024	2025	2026	2027	2028	5 Year Total
Program	MUNICIPAL FACILITIES					
Subprogram	HEALTH & HUMAN SERVICE CENTERS					
Fund Type: Bond						
0C72 2021 Capital Projects	\$ 2,196,210	\$	\$	\$	\$	2,196,210
0C78 2023 Capital Projects TE	534,626					534,626
Total Bond	\$ 2,730,836	\$ 0	\$ 0	\$ 0	\$ 0	\$ 2,730,836
Fund Type: TIF						
0170 Western Avenue North	1,200,000					1,200,000
0621 Midwest	2,000,000					2,000,000
0791 43rd/Cottage Grove	200,000					200,000
0909 Humboldt Park Commercial	712,188					712,188
0914 Wilson Yard	500,000	655,000				1,155,000
Total TIF	\$ 4,612,188	\$ 655,000	\$ 0	\$ 0	\$ 0	\$ 5,267,188
Total HEALTH & HUMAN SERVICE CENTERS	\$ 7,343,024	\$ 655,000	\$ 0	\$ 0	\$ 0	\$ 7,998,024

Fund Summary by Capital Program, Subprogram, Fund Type

Fund Source	2024	2025	2026	2027	2028	5 Year Total
Program	MUNICIPAL FACILITIES					
Subprogram	LIBRARY					
Fund Type: Bond						
0C65 2018 Capital Projects - Tax Exempt	145,443					145,443
0C69 2019 Capital Projects Tax- Exempt	300,000					300,000
0C72 2021 Capital Projects	2,000,000	2,000,000				4,000,000
0C74 2022 Capital Projects	777,500					777,500
0GOF Future Bonds And Other Sources			3,550,000	13,350,000		16,900,000
Total Bond	\$ 3,222,943	\$ 2,000,000	\$ 3,550,000	\$ 13,350,000	\$ 0	\$ 22,122,943
Fund Type: TIF						
0062 95th & Western Incremental Tax	415,000					415,000
0102 Near North	106,591					106,591
0188 63rd/Pulaski	600,000					600,000
0357 West Irving Park	30,541					30,541
0372 Stony Island Avenue Commercial And Burnside Industrial	15,875					15,875
0571 24th/Michigan	1,000,000					1,000,000
0621 Midwest	49,094					49,094
0909 Humboldt Park Commercial	1,509,190					1,509,190
0958 87th/Cottage Grove	601,219					601,219
0964 47th/Halsted	209,458					209,458
0967 47th/King Drive	3,600,000					3,600,000
0A60 Austin Commercial	\$ 305,664	\$	\$	\$	\$	305,664
0A67 Hollywood/Sheridan	130,000					130,000
0E03 63rd And Ashland TIF	75,000					75,000
Total TIF	\$ 8,647,632	\$ 0	\$ 0	\$ 0	\$ 0	\$ 8,647,632
Total LIBRARY	\$ 11,870,575	\$ 2,000,000	\$ 3,550,000	\$ 13,350,000	\$ 0	\$ 30,770,575

Fund Summary by Capital Program, Subprogram, Fund Type

Fund Source	2024	2025	2026	2027	2028	5 Year Total
Program	MUNICIPAL FACILITIES					
Subprogram	POLICE FACILITIES					
Fund Type: Bond						
0C69 2019 Capital Projects Tax- Exempt	2,000,000					2,000,000
0C72 2021 Capital Projects	567,514					567,514
0C78 2023 Capital Projects TE	615,067					615,067
0C80 2024 Capital Projects TE	30,810,742	8,000,000				38,810,742
0GOF Future Bonds And Other Sources			7,850,000	6,000,000		13,850,000
Total Bond	\$ 33,993,323	\$ 8,000,000	\$ 7,850,000	\$ 6,000,000	\$ 0	\$ 55,843,323
Fund Type: TIF						
0102 Near North	\$ 1,500,000	\$	\$	\$	\$	1,500,000
0215 Central West	500,000					500,000
0526 Galewood/Armitage Industrial	1,000,000					1,000,000
0621 Midwest	2,836,700					2,836,700
0973 Lawrence/Pulaski	1,525,000					1,525,000
0A56 Western/Rock Island	25,000					25,000
0A64 Addison South TIF	1,500,000					1,500,000
Total TIF	\$ 8,886,700	\$ 0	\$ 0	\$ 0	\$ 0	\$ 8,886,700
Total POLICE FACILITIES	\$ 42,880,023	\$ 8,000,000	\$ 7,850,000	\$ 6,000,000	\$ 0	\$ 64,730,023
Subprogram	SENIOR CENTERS					
Fund Type: Bond						
0C72 2021 Capital Projects	37,332					37,332
Total MUNICIPAL FACILITIES	\$ 145,711,753	\$ 29,854,209	\$ 52,705,001	\$ 92,850,000	\$ 21,400,000	\$ 342,520,963

2024 - 2028 Capital Improvement Program

MUNICIPAL FACILITIES - CITY BUILDINGS

	Phase Start and End Dates			Fund	Total	Prior Years	2024	2024-2028
40676 City Hall - Various Building Improvements - Phase II								
	Construct.	Nov-2016	Dec-2024	0A50 - TIF	6,364,000	6,161,069	202,931	202,931
					6,364,000	6,161,069	202,931	202,931
121 N La Salle St								
41009 Public Safety Training Academy Phase I								
	Design	Jun-2017	Jun-2019	0531 - TIF	749,998	735,086	14,912	14,912
	Construct.	Jan-2019	Dec-2024	0C58 - City	28,665,016	21,451,127	7,213,889	7,213,889
				0C69 - Bond	64,999,999	64,989,065	10,934	10,934
				0C72 - Bond	4,000,000	4,000,000	0	0
				0C74 - Bond	1,755,978	1,755,978	0	0
					100,170,991	92,931,256	7,239,735	7,239,735
4443 W Chicago Ave								
41502 22nd & Federal Salt Dome								
	Construct.	Apr-2023	Dec-2024	0571 - TIF	1,568,497	1,455,338	113,159	113,159
				0C65 - Bond	195,617	195,617	0	0
					1,764,114	1,650,955	113,159	113,159
2200 S Federal St								
41831 City Hall Building Renovations - Various Repairs - Phase III								
	Construct.	Mar-2019	Sep-2024	0A50 - TIF	29,360,092	11,010,449	18,349,643	18,349,643
					29,360,092	11,010,449	18,349,643	18,349,643
City Hall - 121 N La Salle St								
42037 Business Affairs and Consumer Protection Facility -Taxi Driver Registration Area								
	Construct.	May-2019	Dec-2024	0798 - TIF	500,000	429,548	70,452	70,452
					500,000	429,548	70,452	70,452
2350 W Ogden Ave								

2024 - 2028 Capital Improvement Program

MUNICIPAL FACILITIES - CITY BUILDINGS

	Phase Start and End Dates			Fund	Total	Prior Years	2024	2024-2028
42355 City Facility (Dept of Bldgs. DSS, OEMC) Renovations (roof, elevator, electrical)								
	Construct.	Dec-2021	Dec-2024	0215 - TIF	2,500,000	1,418,516	1,081,484	1,081,484
					<u>2,500,000</u>	<u>1,418,516</u>	<u>1,081,484</u>	<u>1,081,484</u>
2045 W Washington Blvd								
42885 NW Fleet Maintenance Facility - Various Upgrades								
	Construct.	Jun-2021	Dec-2024	0531 - TIF	1,000,000	549,935	450,065	450,065
					<u>1,000,000</u>	<u>549,935</u>	<u>450,065</u>	<u>450,065</u>
4223 W Ferdinand St								
42944 DSS - Fueling Site Upgrade								
	Construct.	Sep-2023	Dec-2024	0910 - TIF	450,000	0	450,000	450,000
					<u>450,000</u>	<u>0</u>	<u>450,000</u>	<u>450,000</u>
S Stony Island Ave W And E 103rd St								
43107 North Park Village - Building F - Mechanical Repairs, ADA. Parking Lot								
	Construct.	Sep-2021	Dec-2024	0C72 - Bond	1,300,000	800,000	500,000	500,000
					<u>1,300,000</u>	<u>800,000</u>	<u>500,000</u>	<u>500,000</u>
5801 N Pulaski Rd								
43109 North Park Village (Bldg. B) - Interior/Exterior Repairs								
	Construct.	Sep-2021	Dec-2024	0C72 - Bond	1,200,000	776,339	423,661	423,661
					<u>1,200,000</u>	<u>776,339</u>	<u>423,661</u>	<u>423,661</u>
5801 N Pulaski Rd								
43176 North Park Village - Administration Bldg (Building C) - Various Improvements								
	Construct.	Sep-2021	Dec-2024	0C72 - Bond	1,600,000	1,000,000	600,000	600,000
					<u>1,600,000</u>	<u>1,000,000</u>	<u>600,000</u>	<u>600,000</u>
5801 N Pulaski Rd								

2024 - 2028 Capital Improvement Program

MUNICIPAL FACILITIES - CITY BUILDINGS

		Phase Start and End Dates		Fund	Total	Prior Years	2024	2024-2028
43472 CIP - Green Tech. Mechanical and Envelope Supplemental B								
	Construct.	Sep-2021	Dec-2024	0180 - TIF	1,875,000	1,418,263	456,737	456,737
				0C74 - Bond	190,000	190,000	0	0
				0C78 - Bond	137,025	137,025	0	0
					2,202,025	1,745,288	456,737	456,737
445 N Sacramento Blvd								
43501 Municipal Facilities-Life Safety Projects-2021								
	Construct.	Mar-2021	Dec-2024	0C72 - Bond	1,700,000	1,642,403	57,597	57,597
					1,700,000	1,642,403	57,597	57,597
43502 Municipal Facilities - Life Safety Projects - 2025								
	Construct.	Jan-2025	Dec-2025	OGOF - Bond	2,000,000	0	0	2,000,000
					2,000,000	0	0	2,000,000
43503 Facility Improvements (Roof, HVAC, Fencing) - 2025								
	Construct.	Jan-2025	Dec-2025	OGOF - Bond	3,000,000	0	0	3,000,000
					3,000,000	0	0	3,000,000
43513 Hazardous Waste Recycling Center - Lighting, Interior Renovations								
	Construct.	Feb-2023	Dec-2024	0148 - TIF	105,000	0	105,000	105,000
					105,000	0	105,000	105,000
1140 N North Branch St								
43554 1st & 27th Ward Yard - Exterior Repairs & HVAC Replacement								
	Construct.	Apr-2021	Dec-2024	0180 - TIF	525,000	350,000	175,000	175,000
					525,000	350,000	175,000	175,000
2505 W Grand Ave								

2024 - 2028 Capital Improvement Program

MUNICIPAL FACILITIES - CITY BUILDINGS

		Phase Start and End Dates		Fund	Total	Prior Years	2024	2024-2028
43555 311 Center - Mechanical, Electrical, Plumbing (MEP) Upgrades								
	Construct.	May-2022	Aug-2024	0798 - TIF	735,000	378,092	356,908	356,908
					<u>735,000</u>	<u>378,092</u>	<u>356,908</u>	<u>356,908</u>
2111 W Lexington St								
43597 AIS Fleet Facility - Interior/Exterior Renovatio, MEP								
	Construct.	Jun-2021	Dec-2024	0A64 - TIF	3,000,000	1,722,405	1,277,595	1,277,595
					<u>3,000,000</u>	<u>1,722,405</u>	<u>1,277,595</u>	<u>1,277,595</u>
3245 N Campbell Ave								
43658 Wilson Yard (23rd Ward Yard)-Rehab								
	Construct.	Jul-2021	Dec-2024	0040 - TIF	550,000	300,000	250,000	250,000
					<u>550,000</u>	<u>300,000</u>	<u>250,000</u>	<u>250,000</u>
5556 S Central Ave								
43702 City Hall-Life Safety: Structural								
	Construct.	Jan-2022	Dec-2027	0A50 - TIF	10,500,000	0	0	10,500,000
					<u>10,500,000</u>	<u>0</u>	<u>0</u>	<u>10,500,000</u>
121 N La Salle St								
43877 Meter Shop								
	Construct.	Oct-2021	Dec-2024	0036 - TIF	1,050,000	411,172	638,828	638,828
					<u>1,050,000</u>	<u>411,172</u>	<u>638,828</u>	<u>638,828</u>
3148 S Sacramento Ave								
43899 US DOJ Polling Place ADA Access - Facilities								
	Construct.	Jan-2022	Dec-2024	0C72 - Bond	2,980,000	2,117,749	862,251	862,251
					<u>2,980,000</u>	<u>2,117,749</u>	<u>862,251</u>	<u>862,251</u>

2024 - 2028 Capital Improvement Program

MUNICIPAL FACILITIES - CITY BUILDINGS

	Phase Start and End Dates			Fund	Total	Prior Years	2024	2024-2028
44006 Administrative Hearings Complex								
	Construct.	Dec-2021	Dec-2024	0126 - TIF	11,061,558	6,534,242	4,527,316	4,527,316
					<u>11,061,558</u>	<u>6,534,242</u>	<u>4,527,316</u>	<u>4,527,316</u>
400 W Superior St								
44007 City Offices-Commission on Human Relations								
	Construct.	Dec-2021	Dec-2025	0126 - TIF	3,150,000	300,000	2,000,000	2,850,000
					<u>3,150,000</u>	<u>300,000</u>	<u>2,000,000</u>	<u>2,850,000</u>
740 N Sedgwick St								
44010 Municipal Facilities - Life Safety Projects-2026								
	Construct.	Jan-2026	Dec-2026	OGOF - Bond	2,000,000	0	0	2,000,000
					<u>2,000,000</u>	<u>0</u>	<u>0</u>	<u>2,000,000</u>
44011 Municipal Facilities (Roof, HVAC, Fencing) - 2026								
	Construct.	Jan-2026	Dec-2026	OGOF - Bond	3,000,000	0	0	3,000,000
					<u>3,000,000</u>	<u>0</u>	<u>0</u>	<u>3,000,000</u>
44153 2022 Municipal Facilities-Life Safety Projects								
	Construct.	Mar-2022	Dec-2024	0C74 - Bond	2,000,000	1,559,461	440,539	440,539
					<u>2,000,000</u>	<u>1,559,461</u>	<u>440,539</u>	<u>440,539</u>
44251 Pershing Road Center - Envelope Stabilization								
	Construct.	Apr-2022	Dec-2024	0C69 - Bond	2,600,000	0	2,600,000	2,600,000
				0C72 - Bond	1,600,000	1,593,416	6,584	6,584
					<u>4,200,000</u>	<u>1,593,416</u>	<u>2,606,584</u>	<u>2,606,584</u>
1819 W Pershing Rd								

2024 - 2028 Capital Improvement Program

MUNICIPAL FACILITIES - CITY BUILDINGS

Phase Start and End Dates				Fund	Total	Prior Years	2024	2024-2028
44255 Joint Public Safety Training Center - Phase III								
	Construct.	Jun-2022	Jun-2024	0C69 - Bond	7,703,085	3,703,085	4,000,000	4,000,000
				0C78 - Bond	29,900,000	3,000,000	2,900,000	26,900,000
					37,603,085	6,703,085	6,900,000	30,900,000
4433 W Chicago Ave								
44351 Environmental Remediation- 31st & Sacramento								
	Construct.	Jun-2022	Dec-2024	0036 - TIF	390,000	165,000	225,000	225,000
					390,000	165,000	225,000	225,000
3148 S Sacramento Ave								
44380 Environmental Remediation - 4512 S. Halsted								
	Construct.	Jul-2022	Dec-2028	0164 - TIF	900,000	0	0	900,000
					900,000	0	0	900,000
4512 S Halsted St								
44381 Multiple IEPA UST Incident Closures								
	Construct.	Jul-2022	Dec-2024	0062 - TIF	25,000	0	25,000	25,000
				0421 - TIF	25,000	0	25,000	25,000
				0548 - TIF	100,000	0	100,000	100,000
				0621 - TIF	25,000	0	25,000	25,000
				0968 - TIF	25,000	0	25,000	25,000
				0A73 - TIF	50,000	0	50,000	50,000
					250,000	0	250,000	250,000
1201 W 120th St								
3236 W Jackson Blvd								
1962 W 95th St								
3920 W Armitage Ave								
3201 W Ogden Ave								
5701 W Madison St								
44485 City Hall Council Chambers Interior Renovation								
	Construct.	Dec-2022	Dec-2024	0A50 - TIF	4,199,998	739,349	3,460,649	3,460,649
					4,199,998	739,349	3,460,649	3,460,649
121 N La Salle St								

2024 - 2028 Capital Improvement Program

MUNICIPAL FACILITIES - CITY BUILDINGS

	Phase Start and End Dates			Fund	Total	Prior Years	2024	2024-2028
44570 Bridge Repair Shop & Warehouse - Electrical System Installation								
	Construct.	Feb-2023	Dec-2024	0C78 - Bond	500,000	452,564	47,436	47,436
					500,000	452,564	47,436	47,436
3124 S Sacramento Ave								
44572 NPV Admin Building C - Roof Installation								
	Construct.	Feb-2023	Dec-2024	0C78 - Bond	900,000	500,000	400,000	400,000
					900,000	500,000	400,000	400,000
44596 Municipal Facilities-Citywide Fencing								
	Construct.	Feb-2023	Dec-2024	0C78 - Bond	50,000	14,791	35,209	35,209
					50,000	14,791	35,209	35,209
44597 Municipal Facilities-Citywide HVAC								
	Construct.	Feb-2023	Dec-2024	0C78 - Bond	1,000,000	348,592	651,408	651,408
					1,000,000	348,592	651,408	651,408
44598 Municipal Facilities-Citywide Roofing								
	Construct.	Feb-2023	Dec-2024	0C78 - Bond	500,000	0	500,000	500,000
					500,000	0	500,000	500,000
44600 Municipal Facilities-Maintenance of Equipment								
	Construct.	Feb-2023	Dec-2024	0C78 - Bond	500,000	175,030	324,970	324,970
					500,000	175,030	324,970	324,970
44601 Municipal Facilities-Maintenance Supplies								
	Construct.	Feb-2023	Dec-2024	0C78 - Bond	650,000	447,751	202,249	202,249
					650,000	447,751	202,249	202,249
44602 Municipal Facilities- Renovation of Property								
	Construct.	Feb-2023	Dec-2024	0C78 - Bond	600,000	425,820	174,180	174,180
					600,000	425,820	174,180	174,180

2024 - 2028 Capital Improvement Program

MUNICIPAL FACILITIES - CITY BUILDINGS

		Phase Start and End Dates		Fund	Total	Prior Years	2024	2024-2028
45077 Municipal Facilities - Citywide Fencing								
	Construct.	Nov-2023	Dec-2024	0C80 - Bond	50,000	0	50,000	50,000
					<u>50,000</u>	<u>0</u>	<u>50,000</u>	<u>50,000</u>
45078 Municipal Facilities - Citywide HVAC								
	Construct.	Nov-2023	Dec-2024	0C80 - Bond	1,000,000	0	1,000,000	1,000,000
					<u>1,000,000</u>	<u>0</u>	<u>1,000,000</u>	<u>1,000,000</u>
45079 Municipal Facilities - Citywide Roofing								
	Construct.	Nov-2023	Dec-2024	0C80 - Bond	500,000	0	500,000	500,000
					<u>500,000</u>	<u>0</u>	<u>500,000</u>	<u>500,000</u>
45080 Municipal Facilities - Life Safety Projects								
	Construct.	Nov-2023	Dec-2024	0C80 - Bond	1,700,000	0	1,700,000	1,700,000
					<u>1,700,000</u>	<u>0</u>	<u>1,700,000</u>	<u>1,700,000</u>
45081 Municipal Facilities - Maintenance of Equipment								
	Construct.	Nov-2023	Dec-2024	0C80 - Bond	500,000	0	500,000	500,000
					<u>500,000</u>	<u>0</u>	<u>500,000</u>	<u>500,000</u>
45082 Municipal Facilities - Maintenance Supplies								
	Construct.	Nov-2023	Dec-2024	0C80 - Bond	650,000	0	650,000	650,000
					<u>650,000</u>	<u>0</u>	<u>650,000</u>	<u>650,000</u>
45083 Municipal Facilities - Renovation of Property								
	Construct.	Nov-2023	Dec-2024	0C80 - Bond	600,000	0	600,000	600,000
					<u>600,000</u>	<u>0</u>	<u>600,000</u>	<u>600,000</u>
45608 Municipal Facilities - Life Safety Projects - 2027								
	Construct.	Jan-2027	Dec-2027	0GOF - Bond	2,000,000	0	0	2,000,000
					<u>2,000,000</u>	<u>0</u>	<u>0</u>	<u>2,000,000</u>

2024 - 2028 Capital Improvement Program

MUNICIPAL FACILITIES - CITY BUILDINGS

		Phase Start and End Dates		Fund	Total	Prior Years	2024	2024-2028
45609 Facility Improvements (Roof, HVAC, Fencing) - 2027								
	Construct.	Jan-2027	Dec-2027	OGOF - Bond	3,000,000	0	0	3,000,000
					3,000,000	0	0	3,000,000
45610 Municipal Facilities - Life Safety Projects - 2028								
	Construct.	Jan-2028	Dec-2028	OGOF - Bond	2,000,000	0	0	2,000,000
					2,000,000	0	0	2,000,000
45611 Facility Improvements (Roof, HVAC, Fencing) - 2028								
	Construct.	Jan-2028	Dec-2028	OGOF - Bond	3,000,000	0	0	3,000,000
					3,000,000	0	0	3,000,000
45632 Municipal Facilities Upgrades - 2028								
	Design	Jan-2028	Dec-2028	OGOF - Bond	35,000,000	0	0	5,000,000
	Construct.	Jan-2028	Dec-2028		35,000,000	0	0	5,000,000
45647 SW Fleet Maintenance Facility - Replace Roof top unit								
	Construct.	Oct-2025	Jan-2026	OGOF - Bond	1,550,000	0	0	1,550,000
					1,550,000	0	0	1,550,000
5215 S Western Ave								
45649 NW Fleet Maintenance Facility - Renovation								
	Construct.	Dec-2025	Jan-2026	OGOF - Bond	1,895,000	0	0	1,895,000
					1,895,000	0	0	1,895,000
4233 W Ferdinand St								
45679 Maxwell Street Permit Center- Int/Ext Repairs & Renovations								
	Construct.	Dec-2026	Jan-2027	OGOF - Bond	500,000	0	0	500,000
					500,000	0	0	500,000
800 S Desplaines St								

2024 - 2028 Capital Improvement Program

MUNICIPAL FACILITIES - CITY BUILDINGS

		Phase Start and End Dates		Fund	Total	Prior Years	2024	2024-2028
45680 72 E. Randolph Offices MEP & EXT Upgrades Roof & Parapet								
	Construct.	Aug-2026	Jan-2027	OGOF - Bond	2,000,000	0	0	2,000,000
					2,000,000	0	0	2,000,000
72 E Randolph St								
45681 Central Dispatch/Meter Division/New Construction								
	Construct.	Aug-2026	Jan-2027	OGOF - Bond	2,500,000	0	0	2,500,000
					2,500,000	0	0	2,500,000
1424 W Pershing Rd								
45682 Street Operations and Booting Headquarters - Roof								
	Construct.	Dec-2026	Jan-2027	OGOF - Bond	2,000,000	0	0	2,000,000
					2,000,000	0	0	2,000,000
940 W Exchange Ave								
45686 12th Ward Yard - Roof								
	Construct.	Oct-2026	Jan-2027	OGOF - Bond	750,000	0	0	750,000
					750,000	0	0	750,000
12th Ward Yard - 3559 S Maplewood Ave								
45687 911 Center - Renovations								
	Construct.	Dec-2026	Jan-2027	OGOF - Bond	3,500,000	0	0	3,500,000
					3,500,000	0	0	3,500,000
1411 W Madison St								
45688 North Branch Fuel Station FS010 - Renovations								
	Construct.	Dec-2026	Jan-2027	OGOF - Bond	1,250,000	0	0	1,250,000
					1,250,000	0	0	1,250,000
1150 N North Branch St								

2024 - 2028 Capital Improvement Program

MUNICIPAL FACILITIES - CITY BUILDINGS

	Phase Start and End Dates			Fund	Total	Prior Years	2024	2024-2028
45690 39th Ward Yard - Roof Replacement								
	Construct.	Dec-2026	Jan-2027	OGOF - Bond	500,000	0	0	500,000
					<u>500,000</u>	<u>0</u>	<u>0</u>	<u>500,000</u>
39th Ward Yard - 4605 W Lawrence Ave								
45692 Loop Operations - HVAC Power								
	Construct.	Dec-2026	Jan-2027	OGOF - Bond	750,000	0	0	750,000
					<u>750,000</u>	<u>0</u>	<u>0</u>	<u>750,000</u>
351 E Randolph Lower St								
45693 Gallery 37 - Security Cameras								
	Construct.	Dec-2026	Jan-2027	OGOF - Bond	500,000	0	0	500,000
					<u>500,000</u>	<u>0</u>	<u>0</u>	<u>500,000</u>
66 E Randolph St								
45694 41st Ward Yard - Roof Replacement								
	Construct.	Dec-2026	Jan-2027	OGOF - Bond	475,000	0	0	475,000
					<u>475,000</u>	<u>0</u>	<u>0</u>	<u>475,000</u>
41st Ward Yard - 6453 W Higgins Ave								
45695 46th & 48th Ward Yard - Renovations								
	Construct.	Dec-2026	Jan-2027	OGOF - Bond	1,300,000	0	0	1,300,000
					<u>1,300,000</u>	<u>0</u>	<u>0</u>	<u>1,300,000</u>
46th Ward Yard - 4740 N Sheridan Rd								
45712 Goldblatt's Building - Renovations								
	Construct.	Dec-2027	Jan-2028	OGOF - Bond	2,500,000	0	0	2,500,000
					<u>2,500,000</u>	<u>0</u>	<u>0</u>	<u>2,500,000</u>
1615-1625 W Chicago Ave								

2024 - 2028 Capital Improvement Program

MUNICIPAL FACILITIES - CITY BUILDINGS

	Phase Start and End Dates			Fund	Total	Prior Years	2024	2024-2028
45713 Southwest Material Recycling and Resorting Facility - Roof								
	Construct.	Dec-2027	Jan-2028	0TBD - Other	12,500,000	0	0	12,500,000
					<u>12,500,000</u>	<u>0</u>	<u>0</u>	<u>12,500,000</u>
3757 W 34th St								
45714 40th & 47th Ward Yard - Renovations								
	Construct.	Dec-2027	Jan-2028	0GOF - Bond	1,750,000	0	0	1,750,000
					<u>1,750,000</u>	<u>0</u>	<u>0</u>	<u>1,750,000</u>
40th Ward Yard - 5333 N Western Ave								
45715 Street Operations - Renovations								
	Construct.	Dec-2027	Jan-2028	0GOF - Bond	3,500,000	0	0	3,500,000
					<u>3,500,000</u>	<u>0</u>	<u>0</u>	<u>3,500,000</u>
1736 S Clark St								
45716 Public Safety Headquarters - Renovations								
	Construct.	Dec-2027	Jan-2028	0GOF - Bond	5,100,000	0	0	5,100,000
					<u>5,100,000</u>	<u>0</u>	<u>0</u>	<u>5,100,000</u>
3510 S Michigan Ave								
45769 4130 S Morgan Improvements								
	Construct.	May-2024	May-2026	0C80 - Bond	335,082	0	185,082	335,082
					<u>335,082</u>	<u>0</u>	<u>185,082</u>	<u>335,082</u>
4130 S Morgan St								
CITY BUILDINGS Total					\$343,165,945	\$145,354,277	\$61,591,668	\$167,811,668

2024 - 2028 Capital Improvement Program

MUNICIPAL FACILITIES - FIRE FACILITIES

	Phase Start and End Dates			Fund	Total	Prior Years	2024	2024-2028
42354 Engine Company 26 Improvements								
	Construct.	Dec-2019	Dec-2024	0215 - TIF	3,000,000	1,876,123	1,123,877	1,123,877
					<u>3,000,000</u>	<u>1,876,123</u>	<u>1,123,877</u>	<u>1,123,877</u>
Engine Company 026 - 10 N Leavitt St								
42389 Engine Co. #83 - Various Improvements								
	Construct.	Aug-2022	Dec-2024	0914 - TIF	1,500,000	1,372,867	127,133	127,133
					<u>1,500,000</u>	<u>1,372,867</u>	<u>127,133</u>	<u>127,133</u>
Engine Company 083 - 1200 W Wilson Ave								
42623 Chicago Fire Dept. - EC#18 - Systems Upgrade								
	Construct.	Aug-2020	Dec-2024	0285 - TIF	700,000	220,919	479,081	479,081
					<u>700,000</u>	<u>220,919</u>	<u>479,081</u>	<u>479,081</u>
1360 S Blue Island Ave								
42898 Fire Engine Company #113 - MEP Upgrades, Windows								
	Construct.	Feb-2022	Sep-2024	0A47 - TIF	400,000	279,704	120,296	120,296
					<u>400,000</u>	<u>279,704</u>	<u>120,296</u>	<u>120,296</u>
5312 W Harrison St								
42949 Fire Dept Engine Company 44 - Roof, Doors, Boiler Repairs								
	Construct.	Dec-2021	Dec-2024	0978 - TIF	1,950,000	0	1,950,000	1,950,000
					<u>1,950,000</u>	<u>0</u>	<u>1,950,000</u>	<u>1,950,000</u>
412 N Kedzie Ave								
42952 Fire Dept Engine Company 57 - Various Repairs								
	Construct.	Sep-2021	Dec-2024	0909 - TIF	600,000	0	600,000	600,000
					<u>600,000</u>	<u>0</u>	<u>600,000</u>	<u>600,000</u>
Engine Company 057 - 1244 N Western Ave								

2024 - 2028 Capital Improvement Program

MUNICIPAL FACILITIES - FIRE FACILITIES

	Phase Start and End Dates			Fund	Total	Prior Years	2024	2024-2028
43192 EC 122 - MEP, Concrete Apron, Lot, Fencing								
	Construct.	Oct-2021	Dec-2024	0C72 - Bond	400,000	257,492	142,508	142,508
					<u>400,000</u>	<u>257,492</u>	<u>142,508</u>	<u>142,508</u>
101 E 79th St								
43298 Fire Engine Co. 45 - HVAC Upgrade								
	Construct.	Mar-2022	Dec-2024	0791 - TIF	200,000	0	200,000	200,000
					<u>200,000</u>	<u>0</u>	<u>200,000</u>	<u>200,000</u>
4600 S Cottage Grove Ave								
43411 Fire Engine Company 23 - MEP, Parking Lot, Fencing, Concrete Apron								
	Construct.	Oct-2021	Dec-2024	0C72 - Bond	400,000	0	400,000	400,000
					<u>400,000</u>	<u>0</u>	<u>400,000</u>	<u>400,000</u>
1915 S Damen Ave								
43412 Fire Engine Company 125 - MEP, Concrete Repairs, Parking Lot, Fencing								
	Construct.	Feb-2022	Dec-2024	0C72 - Bond	400,000	81,623	318,377	318,377
					<u>400,000</u>	<u>81,623</u>	<u>318,377</u>	<u>318,377</u>
2323 N Natchez Ave								
43414 Fire Engine Company 93 - Interior/Exterior Upgrade (Roof, MEP, Windows)								
	Construct.	Jun-2021	Dec-2024	0C72 - Bond	1,500,000	500,000	1,000,000	1,000,000
				0C78 - Bond	105,696	105,696	0	0
					<u>1,605,696</u>	<u>605,696</u>	<u>1,000,000</u>	<u>1,000,000</u>
330 W 104th St								
43415 Fire Engine Company 62 - MEP, Concrete Repairs, Interior								
	Construct.	Jun-2021	Dec-2024	0C72 - Bond	800,000	480,985	319,015	319,015
					<u>800,000</u>	<u>480,985</u>	<u>319,015</u>	<u>319,015</u>
34 E 114th St								

2024 - 2028 Capital Improvement Program

MUNICIPAL FACILITIES - FIRE FACILITIES

	Phase Start and End Dates			Fund	Total	Prior Years	2024	2024-2028
43416 Fire Engine Company 106 - District 2 - MEP, Exterior, Concrete Apron								
	Construct.	Oct-2021	Dec-2024	0C72 - Bond	800,000	568,084	231,916	231,916
					<u>800,000</u>	<u>568,084</u>	<u>231,916</u>	<u>231,916</u>
3401 N Elston Ave								
43418 Fire Engine Company 86 - Interior/Exterior, MEP								
	Construct.	Oct-2021	Dec-2024	0C72 - Bond	1,500,000	500,000	1,000,000	1,000,000
					<u>1,500,000</u>	<u>500,000</u>	<u>1,000,000</u>	<u>1,000,000</u>
3918 N Harlem Ave								
43419 Fire Engine Company 89 - Interior/Exterior, MEP								
	Construct.	Sep-2021	Dec-2024	0C72 - Bond	1,500,000	500,000	1,000,000	1,000,000
					<u>1,500,000</u>	<u>500,000</u>	<u>1,000,000</u>	<u>1,000,000</u>
3945 W Peterson Ave								
43421 CIP-EC 95 Concrete Repair & New Lights Upgrade								
	Construct.	Sep-2021	Dec-2024	0C72 - Bond	600,000	294,336	305,664	305,664
				0C78 - Bond	144,335	5,851	138,484	138,484
					<u>744,335</u>	<u>300,187</u>	<u>444,148</u>	<u>444,148</u>
4005 W West End Ave								
43422 EC 69 Equal Access Supplemental B								
	Construct.	Sep-2021	Dec-2024	0C72 - Bond	399,999	321,915	78,084	78,084
				0C78 - Bond	48,923	0	48,923	48,923
					<u>448,922</u>	<u>321,915</u>	<u>127,007</u>	<u>127,007</u>
4017 N Tripp Ave								
43425 Fire Engine Company 68 - MEP, Concrete Repairs								
	Construct.	Sep-2021	Dec-2024	0C72 - Bond	800,000	589,172	210,828	210,828
					<u>800,000</u>	<u>589,172</u>	<u>210,828</u>	<u>210,828</u>
5258 W Grand Ave								

2024 - 2028 Capital Improvement Program

MUNICIPAL FACILITIES - FIRE FACILITIES

		Phase Start and End Dates		Fund	Total	Prior Years	2024	2024-2028
43427 CIP EC 11 Roof, MEP & Misc. Repairs								
	Construct.	Sep-2021	Dec-2024	0C72 - Bond	400,000	400,000	0	0
				0C78 - Bond	375,000	5,436	369,564	369,564
					775,000	405,436	369,564	369,564
5343 N Cumberland Ave								
43429 Fire Engine Company 94 - MEP, Concrete Repairs								
	Construct.	Apr-2022	Dec-2024	0C72 - Bond	400,000	0	400,000	400,000
					400,000	0	400,000	400,000
5758 W Grace St								
43432 Fire Engine Company 72 - MEP, Concrete, Parking Lot								
	Construct.	Jan-2021	Dec-2025	0C72 - Bond	699,905	655,696	40,000	44,209
					699,905	655,696	40,000	44,209
7982 S South Chicago Ave								
43433 Fire Engine Company 129 - MEP Upgrade								
	Construct.	Oct-2021	Dec-2024	0C72 - Bond	199,999	89,696	110,303	110,303
					199,999	89,696	110,303	110,303
8120 S Ashland Ave								
43434 Fire Engine Company 82 - MEP, Concrete, Parking Lot								
	Construct.	Sep-2021	Dec-2024	0C72 - Bond	700,000	0	700,000	700,000
					700,000	0	700,000	700,000
817 E 91st St								
43660 CIP EC 88 MEP & Hardscape Renovation								
	Construct.	Aug-2022	Dec-2024	0106 - TIF	525,000	0	525,000	525,000
				0C78 - Bond	109,314	0	109,314	109,314
					634,314	0	634,314	634,314
3637 W 59th St								

2024 - 2028 Capital Improvement Program

MUNICIPAL FACILITIES - FIRE FACILITIES

		Phase Start and End Dates		Fund	Total	Prior Years	2024	2024-2028
43661 Fire Engine Company 15								
	Construct.	Jul-2021	Dec-2024	0965 - TIF	420,000	0	420,000	420,000
					420,000	0	420,000	420,000
8026 S Kedzie Ave								
43662 Fire Engine Company 71								
	Construct.	Aug-2021	Dec-2024	0C72 - Bond	1,000,000	805,540	194,460	194,460
					1,000,000	805,540	194,460	194,460
6239 N California Ave								
43663 Fire Engine Company 101								
	Construct.	Aug-2021	Dec-2024	0C72 - Bond	400,000	280,387	119,613	119,613
				0C78 - Bond	10,162	10,162	0	0
					410,162	290,549	119,613	119,613
2242 W 69th St								
43703 Fire Engine Company 05								
	Construct.	Aug-2021	Dec-2024	0771 - TIF	2,000,000	1,073,199	926,801	926,801
					2,000,000	1,073,199	926,801	926,801
324 S Desplaines St								
43709 Fire Engine Company 07								
	Construct.	Oct-2021	Dec-2024	0101 - TIF	210,000	100,000	110,000	110,000
					210,000	100,000	110,000	110,000
4911 W Belmont Ave								
44104 Fire Engine Company 49								
	Construct.	Feb-2022	Dec-2024	0966 - TIF	1,050,000	1,000,000	50,000	50,000
					1,050,000	1,000,000	50,000	50,000
4401 S Ashland Ave								

2024 - 2028 Capital Improvement Program

MUNICIPAL FACILITIES - FIRE FACILITIES

	Phase Start and End Dates			Fund	Total	Prior Years	2024	2024-2028
44898 2023 CFD Assessments & Retro-Commissioning (2023-F000-ASE)								
	Construct.	Jun-2023	Dec-2024	0C74 - Bond	3,686,769	1,237,500	2,449,269	2,449,269
					<u>3,686,769</u>	<u>1,237,500</u>	<u>2,449,269</u>	<u>2,449,269</u>
45429 CFD Fire Supply & Logistics Building & MEP Repairs (AEC)								
	Construct.	Feb-2024	Dec-2025	0C80 - Bond	1,423,617	0	1,423,617	1,423,617
					<u>1,423,617</u>	<u>0</u>	<u>1,423,617</u>	<u>1,423,617</u>
3015 W 31st St								
45635 Fire Engine Companies 59 & 70								
	Construct.	Jan-2025	Dec-2025	0GOF - Bond	2,800,000	0	0	2,800,000
					<u>2,800,000</u>	<u>0</u>	<u>0</u>	<u>2,800,000</u>
6014 N Clark St								
45641 Fire Engine Company 112 new RTU, elect. baseboard , roof, windows								
	Construct.	Dec-2025	Jan-2026	0GOF - Bond	1,950,000	0	0	1,950,000
					<u>1,950,000</u>	<u>0</u>	<u>0</u>	<u>1,950,000</u>
Engine Company 112 - 3801 N Damen Ave								
45642 Fire Engine Company 13 - HVAC and generator replacement. Roof leaks, Apron								
	Construct.	Dec-2025	Jan-2026	0GOF - Bond	2,100,000	0	0	2,100,000
					<u>2,100,000</u>	<u>0</u>	<u>0</u>	<u>2,100,000</u>
45643 Fire Engine Company 28 - new radiant heaters								
	Construct.	Dec-2025	Jan-2026	0GOF - Bond	450,000	0	0	450,000
					<u>450,000</u>	<u>0</u>	<u>0</u>	<u>450,000</u>
Engine Company 028 - 2534 S Throop St								
45644 Fire Engine Company 30 - Renovations								
	Construct.	Dec-2025	Jan-2026	0GOF - Bond	2,500,000	0	0	2,500,000
					<u>2,500,000</u>	<u>0</u>	<u>0</u>	<u>2,500,000</u>
Engine Company 030 - 1125 N Ashland Ave								

2024 - 2028 Capital Improvement Program

MUNICIPAL FACILITIES - FIRE FACILITIES

	Phase Start and End Dates			Fund	Total	Prior Years	2024	2024-2028
45645 Fire Engine Company 65 - Renovations								
	Construct.	Dec-2025	Jan-2026	OGOF - Bond	1,250,001	0	0	1,250,001
					1,250,001	0	0	1,250,001
Engine Company 065 - 3002 W 42nd St								
45646 Fire Engine Company 83 - Mechanical, Electrical, Plumbing								
	Construct.	Dec-2025	Jan-2026	OGOF - Bond	700,000	0	0	700,000
					700,000	0	0	700,000
Engine Company 083 - 1200 W Wilson Ave								
45648 Marine Safety Station - Renovations								
	Construct.	Dec-2025	Jan-2026	OGOF - Bond	1,000,000	0	0	1,000,000
					1,000,000	0	0	1,000,000
250 N Breakwater Access								
45650 Fire Engine Company 102 - New Roof, BAS Update								
	Construct.	Dec-2026	Jan-2027	OGOF - Bond	1,500,000	0	0	1,500,000
					1,500,000	0	0	1,500,000
Engine Company 102 - 7340 N Clark St								
45651 Fire Engine Company 116-District 5 - New Roof								
	Construct.	Dec-2026	Jan-2027	OGOF - Bond	1,000,000	0	0	1,000,000
					1,000,000	0	0	1,000,000
Engine Company 116 - 5955 S Ashland Ave								
45652 Fire Engine Company 123 - New Roof								
	Construct.	Dec-2026	Jan-2027	OGOF - Bond	1,250,000	0	0	1,250,000
					1,250,000	0	0	1,250,000
Engine Company 123 - 2215 W 51st St								

2024 - 2028 Capital Improvement Program

MUNICIPAL FACILITIES - FIRE FACILITIES

	Phase Start and End Dates			Fund	Total	Prior Years	2024	2024-2028
45653 Fire Engine Company 124 - New Roof								
	Construct.	Dec-2026	Jan-2027	OGOF - Bond	550,000	0	0	550,000
					550,000	0	0	550,000
Engine Company 124 - 4426 N Kedzie Ave								
45654 Fire Engine Company 22 - Renovations								
	Construct.	Dec-2026	Jan-2027	OGOF - Bond	1,400,000	0	0	1,400,000
					1,400,000	0	0	1,400,000
Engine Company 022 - 605 W Armitage Ave								
45655 Fire Engine Company 35 - Renovations								
	Construct.	Dec-2026	Jan-2027	OGOF - Bond	1,350,000	0	0	1,350,000
					1,350,000	0	0	1,350,000
Engine Company 035 - 1901 N Damen Ave								
45656 Fire Engine Company 38 - New Roof								
	Construct.	Dec-2026	Jan-2027	OGOF - Bond	1,750,000	0	0	1,750,000
					1,750,000	0	0	1,750,000
Engine Company 038 - 3949 W 16th St								
45657 Fire Prevention Bureau - Renovations								
	Construct.	Dec-2026	Jan-2027	OGOF - Bond	2,750,000	0	0	2,750,000
					2,750,000	0	0	2,750,000
Fire Prevention Bureau - 444 N Dearborn St								
45658 Fire Engine Company 43 - Renovations								
	Construct.	Dec-2026	Jan-2027	OGOF - Bond	3,500,000	0	0	3,500,000
					3,500,000	0	0	3,500,000
Engine Company 043 - 2179 N Stave St								

2024 - 2028 Capital Improvement Program

MUNICIPAL FACILITIES - FIRE FACILITIES

	Phase Start and End Dates			Fund	Total	Prior Years	2024	2024-2028
45659 Fire Engine Company 57 - Renovations								
	Construct.	Dec-2026	Jan-2027	OGOF - Bond	3,250,000	0	0	3,250,000
					3,250,000	0	0	3,250,000
Engine Company 057 - 1244 N Western Ave								
45660 Fire Engine Company 73 - Renovations								
	Construct.	Dec-2026	Jan-2027	OGOF - Bond	500,000	0	0	500,000
					500,000	0	0	500,000
Engine Company 073 - 8630 S Emerald Ave								
45661 Fire Engine Company 74 - New Roof								
	Construct.	Dec-2026	Jan-2027	OGOF - Bond	500,000	0	0	500,000
					500,000	0	0	500,000
Engine Company 074 - 10615 S Ewing Ave								
45662 Fire Hook And Ladder 24 - New Roof								
	Construct.	Dec-2026	Jan-2027	OGOF - Bond	500,000	0	0	500,000
					500,000	0	0	500,000
10400 S Vincennes Ave								
45663 CIP R. J. Quinn Fire Academy - MEP								
	Construct.	Dec-2026	Jan-2027	OGOF - Bond	3,500,000	0	0	3,500,000
					3,500,000	0	0	3,500,000
R J Quinn Academy - 558 W Dekoven St								
45664 Fire Engine Company 107 - New Roof								
	Construct.	Dec-2026	Jan-2027	OGOF - Bond	730,000	0	0	730,000
					730,000	0	0	730,000
Engine Company 107 - 1101 S California Ave								

2024 - 2028 Capital Improvement Program

MUNICIPAL FACILITIES - FIRE FACILITIES

	Phase Start and End Dates			Fund	Total	Prior Years	2024	2024-2028
45697 Fire Engine Company 119 - Renovations								
	Construct.	Dec-2027	Jan-2028	0TBD - Other	1,850,000	0	0	1,850,000
					1,850,000	0	0	1,850,000
Engine Company 119 - 6030 N Avondale Ave								
45699 Fire Engine Company 121 - Renovations								
	Construct.	Dec-2027	Jan-2028	0TBD - Other	550,000	0	0	550,000
					550,000	0	0	550,000
Engine Company 121 - 1724 W 95th St								
45700 Fire Engine Company 14 - Renovations								
	Construct.	Dec-2027	Jan-2028	0TBD - Other	1,750,000	0	0	1,750,000
					1,750,000	0	0	1,750,000
Engine Company 014 - 1129 W Chicago Ave								
45701 Fire Engine Company 42 - Roof Masonry MEP								
	Construct.	Dec-2026	Jan-2027	0TBD - Other	2,000,000	0	0	2,000,000
					2,000,000	0	0	2,000,000
Engine Company 042 - 55 W Illinois St								
45702 Fire Engine Company 47 - Renovations								
	Construct.	Dec-2027	Jan-2028	0TBD - Other	2,500,000	0	0	2,500,000
					2,500,000	0	0	2,500,000
Engine Company 047 - 432 E Marquette Rd								
45703 Fire Engine Company 50 - Renovations								
	Construct.	Dec-2027	Jan-2028	0TBD - Other	500,000	0	0	500,000
					500,000	0	0	500,000
Engine Company 050 - 5000 S Union Ave								

2024 - 2028 Capital Improvement Program

MUNICIPAL FACILITIES - FIRE FACILITIES

		Phase Start and End Dates		Fund	Total	Prior Years	2024	2024-2028
45704 Fire Engine Company 8 - Renovations								
	Construct.	Dec-2027	Jan-2028	0TBD - Other	500,000	0	0	500,000
					500,000	0	0	500,000
Engine Company 008 - 212 W Cermak Rd								
45705 Fire Engine Company 81-District 6 - Replace windows								
	Construct.	Dec-2027	Jan-2028	0TBD - Other	2,750,000	0	0	2,750,000
					2,750,000	0	0	2,750,000
Engine Company 081 - 10458 S Hoxie Ave								
FIRE FACILITIES Total					\$96,473,720	\$25,300,379	\$21,989,131	\$71,173,341

2024 - 2028 Capital Improvement Program

MUNICIPAL FACILITIES - HEALTH & HUMAN SERVICE CENTERS

	Phase Start and End Dates			Fund	Total	Prior Years	2024	2024-2028
42884 Martin Luther King Jr. Center - Various Repairs								
	Construct.	Mar-2021	Dec-2024	0791 - TIF	300,000	100,000	200,000	200,000
				CDBG - Federal	200,000	200,000	0	0
					500,000	300,000	200,000	200,000
4314 S Cottage Grove Ave								
42901 Garfield Community Center - Various Interior/Exterior Renovations								
	Construct.	Apr-2021	Dec-2024	0621 - TIF	2,200,000	200,000	2,000,000	2,000,000
					2,200,000	200,000	2,000,000	2,000,000
Garfield Community Center - 10 S Kedzie Ave								
42956 Westtown Health Center - Interior/Exterior Renovations								
	Construct.	Jan-2022	Dec-2024	0909 - TIF	800,000	87,812	712,188	712,188
					800,000	87,812	712,188	712,188
2418 W Division St								
43072 Lakeview Health Center - Mechanical Upgrades								
	Construct.	Apr-2021	Dec-2024	0C72 - Bond	618,021	0	618,021	618,021
				0C78 - Bond	534,626	0	534,626	534,626
					1,152,647	0	1,152,647	1,152,647
2849 N Clark St								
43075 Sachs Clinic - Mechanical, Electrical, Plumbing Upgrades								
	Construct.	Sep-2021	Dec-2024	0C72 - Bond	1,000,000	219,050	780,950	780,950
					1,000,000	219,050	780,950	780,950
2160 W Ogden Ave								
43179 Roseland Neighborhood Health Center - Various Improvements								
	Construct.	May-2021	Dec-2024	0C72 - Bond	1,000,000	202,761	797,239	797,239
					1,000,000	202,761	797,239	797,239
200 E 115th St								

2024 - 2028 Capital Improvement Program

MUNICIPAL FACILITIES - HEALTH & HUMAN SERVICE CENTERS

		Phase Start and End Dates		Fund	Total	Prior Years	2024	2024-2028
43882 Uptown Health Center-Phase II								
	Construct.	Nov-2021	Dec-2025	0914 - TIF	1,155,000	0	500,000	1,155,000
					<u>1,155,000</u>	<u>0</u>	<u>500,000</u>	<u>1,155,000</u>
845 W Wilson Ave								
44400 Roof Program-Levy Senior Center								
	Construct.	Aug-2022	Dec-2024	0170 - TIF	1,200,000	0	1,200,000	1,200,000
					<u>1,200,000</u>	<u>0</u>	<u>1,200,000</u>	<u>1,200,000</u>
2019 W Lawrence Ave								
HEALTH & HUMAN SERVICE CENTERS					\$9,007,647	\$1,009,623	\$7,343,024	\$7,998,024

2024 - 2028 Capital Improvement Program

MUNICIPAL FACILITIES - LIBRARY

	Phase Start and End Dates			Fund	Total	Prior Years	2024	2024-2028
41704 Bessie Coleman Library Improvements								
	Construct.	May-2019	Dec-2024	0C65 - Bond	483,295	337,852	145,443	145,443
					<u>483,295</u>	<u>337,852</u>	<u>145,443</u>	<u>145,443</u>
731 E 63rd St								
42227 Legler Library - Exterior Masonry								
	Construct.	Mar-2022	Dec-2024	0548 - TIF	13,781	13,781	0	0
				0958 - TIF	601,219	0	601,219	601,219
					<u>615,000</u>	<u>13,781</u>	<u>601,219</u>	<u>601,219</u>
115 S Pulaski Rd								
42877 Canaryville Branch Library - HVAC, Roof, Facade, Windows								
	Construct.	Mar-2021	Jun-2024	0964 - TIF	1,100,000	890,542	209,458	209,458
					<u>1,100,000</u>	<u>890,542</u>	<u>209,458</u>	<u>209,458</u>
642 W 43rd St								
42882 Chinatown Library - Systems Upgrades								
	Construct.	Apr-2022	Dec-2024	0571 - TIF	2,000,000	1,000,000	1,000,000	1,000,000
					<u>2,000,000</u>	<u>1,000,000</u>	<u>1,000,000</u>	<u>1,000,000</u>
2100 S Wentworth Ave								
42946 Avalon Library - Mechanical Upgrades								
	Construct.	Feb-2022	Dec-2024	0372 - TIF	200,000	184,125	15,875	15,875
					<u>200,000</u>	<u>184,125</u>	<u>15,875</u>	<u>15,875</u>
8148 S Stony Island Ave								
42954 West Englewood Library - ADA Improvements								
	Construct.	Jun-2023	Dec-2024	0E03 - TIF	75,000	0	75,000	75,000
					<u>75,000</u>	<u>0</u>	<u>75,000</u>	<u>75,000</u>
1745 W 63rd St								

2024 - 2028 Capital Improvement Program

MUNICIPAL FACILITIES - LIBRARY

		Phase Start and End Dates		Fund	Total	Prior Years	2024	2024-2028
42955 Humboldt Park Library - Exterior Renovations, Mechanical Upgrades, ADA								
	Construct.	Apr-2022	Sep-2024	0909 - TIF	550,000	150,810	399,190	399,190
					<u>550,000</u>	<u>150,810</u>	<u>399,190</u>	<u>399,190</u>
1605 N Troy St								
43164 Hall Library - Roof, Mechanical, Lighting, Interior Upgrades								
	Construct.	Jan-2022	Dec-2024	0C74 - Bond	4,200,000	4,000,000	200,000	200,000
					<u>4,200,000</u>	<u>4,000,000</u>	<u>200,000</u>	<u>200,000</u>
4801 S Michigan Ave								
43181 Scottsdale Library - Mechanical, ADA, Parking Lot Improvements								
	Construct.	Jan-2022	Dec-2024	0C74 - Bond	315,000	0	315,000	315,000
					<u>315,000</u>	<u>0</u>	<u>315,000</u>	<u>315,000</u>
4101 W 79th St								
43182 Sherman Park Library - Interior/Exterior/Roofing/Mechanical								
	Construct.	Jan-2021	Dec-2024	0C72 - Bond	4,700,000	700,000	2,000,000	4,000,000
					<u>4,700,000</u>	<u>700,000</u>	<u>2,000,000</u>	<u>4,000,000</u>
5440 S Racine Ave								
43189 Wrightwood-Ashburn Library - Mechanical, Exterior Masonry, Upgrade BAS								
	Construct.	Jan-2024	Dec-2024	0C74 - Bond	262,500	0	262,500	262,500
					<u>262,500</u>	<u>0</u>	<u>262,500</u>	<u>262,500</u>
8530 S Kedzie Ave								
43381 Near North Library- MEP Upgrades								
	Construct.	Apr-2021	Aug-2024	0102 - TIF	400,000	293,409	106,591	106,591
					<u>400,000</u>	<u>293,409</u>	<u>106,591</u>	<u>106,591</u>
310 W Division St								

2024 - 2028 Capital Improvement Program

MUNICIPAL FACILITIES - LIBRARY

	Phase Start and End Dates			Fund	Total	Prior Years	2024	2024-2028
43477 West Belmont Library								
	Construct.	Sep-2024	Dec-2025	0C69 - Bond	300,000	0	300,000	300,000
					<u>300,000</u>	<u>0</u>	<u>300,000</u>	<u>300,000</u>
3104 N Narragansett Ave								
43600 Douglass Library- HVAC, Exhaust Fans, Bathroom Upgrades, Envelope-Concrete Masonry and								
	Construct.	Jun-2021	Dec-2024	0621 - TIF	1,200,000	1,150,906	49,094	49,094
					<u>1,200,000</u>	<u>1,150,906</u>	<u>49,094</u>	<u>49,094</u>
3353 W 13th St								
43652 West Lawn Library								
	Construct.	Jul-2023	Dec-2024	0188 - TIF	625,000	25,000	600,000	600,000
					<u>625,000</u>	<u>25,000</u>	<u>600,000</u>	<u>600,000</u>
4020 W 63rd St								
43878 North Austin Library								
	Construct.	Apr-2023	Dec-2024	0A60 - TIF	735,000	429,336	305,664	305,664
					<u>735,000</u>	<u>429,336</u>	<u>305,664</u>	<u>305,664</u>
5724 W North Ave								
43879 Edgewater Library								
	Construct.	Jun-2023	Dec-2024	0A67 - TIF	130,000	0	130,000	130,000
					<u>130,000</u>	<u>0</u>	<u>130,000</u>	<u>130,000</u>
6000 N Broadway								
43881 Austin Irving Library - ADA Improvements								
	Construct.	Jun-2022	Dec-2024	0357 - TIF	70,000	39,459	30,541	30,541
					<u>70,000</u>	<u>39,459</u>	<u>30,541</u>	<u>30,541</u>
6100 W Irving Park Rd								

2024 - 2028 Capital Improvement Program

MUNICIPAL FACILITIES - LIBRARY

		Phase Start and End Dates		Fund	Total	Prior Years	2024	2024-2028
44348 George C. Hall Library Renovations & Repairs								
	Construct.	Jun-2022	Dec-2024	0967 - TIF	3,600,000	0	3,600,000	3,600,000
				0C65 - Bond	113	113	0	0
				0C78 - Bond	132,125	132,125	0	0
					3,732,238	132,238	3,600,000	3,600,000
4801 S Michigan Ave								
44349 Humboldt Park Library-Renovations & Repairs								
	Construct.	Jun-2022	Dec-2024	0909 - TIF	1,110,000	0	1,110,000	1,110,000
					1,110,000	0	1,110,000	1,110,000
1605 N Troy St								
44350 Beverly Library-Renovations & Repairs								
	Construct.	Jun-2022	Dec-2026	0062 - TIF	415,000	0	415,000	415,000
					415,000	0	415,000	415,000
1962 W 95th St								
45671 Little Village Library - Roof Replacement								
	Construct.	Dec-2026	Jan-2027	OGOF - Bond	1,350,000	0	0	1,350,000
					1,350,000	0	0	1,350,000
2311 S Kedzie Ave								
45673 Walker Library - New Flat Roof								
	Construct.	Dec-2026	Jan-2027	OGOF - Bond	800,000	0	0	800,000
					800,000	0	0	800,000
11071 S Hoyne Ave								
45675 West Belmont Library - Roof Replacement								
	Construct.	Dec-2026	Jan-2027	OGOF - Bond	1,000,000	0	0	1,000,000
					1,000,000	0	0	1,000,000
3104 N Narragansett Ave								

2024 - 2028 Capital Improvement Program

MUNICIPAL FACILITIES - LIBRARY

	Phase Start and End Dates			Fund	Total	Prior Years	2024	2024-2028
45676 Uptown Branch Library - BAS, Mechanical, Roof, Tuckpointing								
	Construct.	Dec-2026	Jan-2027	OGOF - Bond	2,000,000	0	0	2,000,000
					<u>2,000,000</u>	<u>0</u>	<u>0</u>	<u>2,000,000</u>
929 W Buena Ave								
45678 Bee Branch Library - Roof Replacement								
	Construct.	Dec-2026	Jan-2027	OGOF - Bond	650,000	0	0	650,000
					<u>650,000</u>	<u>0</u>	<u>0</u>	<u>650,000</u>
3647 S State St								
45706 T.M. Blackstone Library - Renovations								
	Construct.	Dec-2027	Jan-2028	OGOF - Bond	4,000,000	0	0	4,000,000
					<u>4,000,000</u>	<u>0</u>	<u>0</u>	<u>4,000,000</u>
4904 S Lake Park Ave								
45707 Greater Grand Crossing Library - BAS								
	Construct.	Dec-2027	Jan-2028	OGOF - Bond	600,000	0	0	600,000
					<u>600,000</u>	<u>0</u>	<u>0</u>	<u>600,000</u>
1000 E 73rd St								
45708 Hegewisch Library - Masonry and Sewers								
	Construct.	Dec-2027	Jan-2028	OGOF - Bond	1,000,000	0	0	1,000,000
					<u>1,000,000</u>	<u>0</u>	<u>0</u>	<u>1,000,000</u>
3048 E 130th St								
45709 West Loop Library - Mechanical Upgrades								
	Construct.	Dec-2027	Jan-2028	OGOF - Bond	2,000,000	0	0	2,000,000
					<u>2,000,000</u>	<u>0</u>	<u>0</u>	<u>2,000,000</u>
122 N Aberdeen St								

2024 - 2028 Capital Improvement Program

MUNICIPAL FACILITIES - LIBRARY

		Phase Start and End Dates		Fund	Total	Prior Years	2024	2024-2028
45710 West Pullman Library - Mechanical Upgrades & Roof								
	Construct.	Dec-2027	Jan-2028	OGOF - Bond	1,750,000	0	0	1,750,000
					<u>1,750,000</u>	<u>0</u>	<u>0</u>	<u>1,750,000</u>
830 W 119th St								
45711 King Branch Library - Roof, & Mechanical								
	Construct.	Dec-2027	Jan-2028	OGOF - Bond	1,750,000	0	0	1,750,000
					<u>1,750,000</u>	<u>0</u>	<u>0</u>	<u>1,750,000</u>
3436 S Dr Martin Luther King Jr Dr								
LIBRARY Total					\$40,118,033	\$9,347,458	\$11,870,575	\$30,770,575

2024 - 2028 Capital Improvement Program

MUNICIPAL FACILITIES - POLICE FACILITIES

		Phase Start and End Dates		Fund	Total	Prior Years	2024	2024-2028
42364 Police District 11 (Area 4) 3151 W Harrison - Mechanical Upgrades, ADA, Various Interior Renov								
	Construct.	Dec-2019	Dec-2024	0621 - TIF	3,250,000	2,213,300	1,036,700	1,036,700
				0C72 - Bond	129,440	129,440	0	0
					3,379,440	2,342,740	1,036,700	1,036,700
3151 W Harrison St								
42895 Fleet Facility (Police Motor Maintenance Garage) - Interior/Exterior Renovations								
	Construct.	Jul-2021	Dec-2024	0621 - TIF	2,000,000	200,000	1,800,000	1,800,000
					2,000,000	200,000	1,800,000	1,800,000
3104 W Harrison St								
42950 25th District Police Station- Mechanical Upgrades								
	Construct.	Jul-2021	Dec-2024	0526 - TIF	2,050,000	1,050,000	1,000,000	1,000,000
				0C78 - Bond	73,078	73,078	0	0
					2,123,078	1,123,078	1,000,000	1,000,000
5555 W Grand Ave								
43071 Juvenile Intervention and Support Facility - Mechanical Upgrade								
	Construct.	Aug-2021	Dec-2024	0C72 - Bond	1,000,000	432,486	567,514	567,514
				0C78 - Bond	615,067	0	615,067	615,067
					1,615,067	432,486	1,182,581	1,182,581
3900 S California Ave								
43379 18th District Police Station- MEP Upgrades								
	Construct.	Apr-2021	Dec-2024	0102 - TIF	1,500,000	0	1,500,000	1,500,000
					1,500,000	0	1,500,000	1,500,000
1160 N Larrabee St								

2024 - 2028 Capital Improvement Program

MUNICIPAL FACILITIES - POLICE FACILITIES

	Phase Start and End Dates			Fund	Total	Prior Years	2024	2024-2028
43386 22nd District Police Station-ADA Upgrades								
	Construct.	Apr-2021	Dec-2024	0A56 - TIF	25,000	0	25,000	25,000
					<u>25,000</u>	<u>0</u>	<u>25,000</u>	<u>25,000</u>
1900 W Monterey Ave								
43476 3rd District Police Station								
	Construct.	Sep-2021	Dec-2024	0C69 - Bond	2,000,000	0	2,000,000	2,000,000
					<u>2,000,000</u>	<u>0</u>	<u>2,000,000</u>	<u>2,000,000</u>
7040 S Cottage Grove Ave								
43512 17th Police District - MEP Upgrades, ADA								
	Construct.	Jul-2024	Dec-2024	0973 - TIF	1,525,000	0	1,525,000	1,525,000
					<u>1,525,000</u>	<u>0</u>	<u>1,525,000</u>	<u>1,525,000</u>
4650 N Pulaski Rd								
43524 Chicago Police Training Division								
	Construct.	Feb-2021	Dec-2024	0215 - TIF	500,000	0	500,000	500,000
					<u>500,000</u>	<u>0</u>	<u>500,000</u>	<u>500,000</u>
1300 W Jackson Blvd								
43598 District 19 CPD-Detective Lockup & MEP								
	Construct.	Jun-2021	Jun-2024	0A64 - TIF	1,500,000	0	1,500,000	1,500,000
					<u>1,500,000</u>	<u>0</u>	<u>1,500,000</u>	<u>1,500,000</u>
2452 W Belmont Ave								

2024 - 2028 Capital Improvement Program

MUNICIPAL FACILITIES - POLICE FACILITIES

Phase Start and End Dates		Fund	Total	Prior Years	2024	2024-2028	
44786 CPD Security Hardening & User Equity Renovations Design							
Construct.	May-2023	May-2024	0C78 - Bond	1,129,111	1,129,111	0	0
			0C80 - Bond	33,870,889	0	25,870,889	33,870,889
				35,000,000	1,129,111	25,870,889	33,870,889
11th District - 3151 W Harrison St	1412 S Blue Island Ave			1438 W 63rd St			
14th District - 2150 N California Ave	15th District - 5701 W Madison St			16th District - 5151 N Milwaukee Ave			
17th District - 4461 N Pulaski Rd	18th District - 1160 N Larrabee St			1st District - 1718 S State St			
20th District - 5400 N Lincoln Ave	2255 E 103rd St			22nd District - 1830 W Monterey Ave			
2452 W Belmont Ave	24th District - 6464 N Clark St			25th District - 5555 W Grand Ave			
2nd District - 5101 S Wentworth Ave	3120 S Halsted St			3315 W Ogden Ave			
3340 W Fillmore St	3rd District - 7040 S Cottage Grove Ave			4443 W Chicago Ave			
5th District - 727 E 111th St	6th District - 7808 S Halsted St			850 W Addison St			
8th District - 3420 W 63rd St							
45519 CPD Security Hardening - 1st District							
Construct.	Mar-2021	Dec-2024	0C80 - Bond	1,000,062	0	1,000,062	1,000,062
				1,000,062	0	1,000,062	1,000,062
1718 S State St							
45520 CPD Security Hardening - 10th District							
Construct.	Mar-2024	Dec-2024	0C80 - Bond	1,023,931	0	1,023,931	1,023,931
				1,023,931	0	1,023,931	1,023,931
3315 W Ogden Ave							
45521 CPD Security Hardening - 11th District (Area 4)							
Construct.	Mar-2024	Dec-2024	0C80 - Bond	921,289	0	921,289	921,289
				921,289	0	921,289	921,289
3151 W Harrison St							

2024 - 2028 Capital Improvement Program

MUNICIPAL FACILITIES - POLICE FACILITIES

	Phase Start and End Dates			Fund	Total	Prior Years	2024	2024-2028
45522 CPD Security Hardening - 12th District								
	Construct.	Mar-2024	Dec-2024	0C80 - Bond	996,360	0	996,360	996,360
					996,360	0	996,360	996,360
1412 S Blue Island Ave								
45523 CPD Security Hardening - 18th District								
	Construct.	Mar-2024	Dec-2024	0C80 - Bond	998,211	0	998,211	998,211
					998,211	0	998,211	998,211
1160 N Larrabee St								
45665 Police Motor Maintenance Garage No. 1 - Renovations								
	Construct.	Dec-2026	Jan-2027	0GOF - Bond	1,500,000	0	0	1,500,000
					1,500,000	0	0	1,500,000
5219 S Wentworth Ave								
45666 3rd District Police Station - Renovations								
	Construct.	Dec-2026	Jan-2027	0GOF - Bond	1,250,000	0	0	1,250,000
					1,250,000	0	0	1,250,000
3rd District - 7040 S Cottage Grove Ave								
45667 2nd District Police Station (Area 1 HQ) - Renovations								
	Construct.	Dec-2026	Jan-2027	0GOF - Bond	2,500,000	0	0	2,500,000
					2,500,000	0	0	2,500,000
2nd District - 5101 S Wentworth Ave								
45668 5th District Police Station (Area 2 HQ) - BAS								
	Construct.	Dec-2026	Jan-2027	0GOF - Bond	1,500,000	0	0	1,500,000
					1,500,000	0	0	1,500,000
5th District - 727 E 111th St								

2024 - 2028 Capital Improvement Program

MUNICIPAL FACILITIES - POLICE FACILITIES

		Phase Start and End Dates		Fund	Total	Prior Years	2024	2024-2028
45669 11th District Police Station - Harrison (Area 4 Headquarters)								
	Construct.	Dec-2026	Jan-2027	OGOF - Bond	750,000	0	0	750,000
					750,000	0	0	750,000
11th District - 3151 W Harrison St								
45670 Area North Detectives (Area 3 Headquarters) - Renovations								
	Construct.	Dec-2026	Jan-2027	OGOF - Bond	850,000	0	0	850,000
					850,000	0	0	850,000
2452 W Belmont Ave								
45689 Police Motor Maintenance Garage No. 3 - Renovations								
	Construct.	Dec-2026	Jan-2027	OGOF - Bond	5,500,000	0	0	5,500,000
					5,500,000	0	0	5,500,000
3104 W Harrison St								
POLICE FACILITIES Total					\$69,957,438	\$5,227,415	\$42,880,023	\$64,730,023

2024 - 2028 Capital Improvement Program

MUNICIPAL FACILITIES - SENIOR CENTERS

		Phase Start and End Dates		Fund	Total	Prior Years	2024	2024-2028
42035 Atlas Senior Center - Mechanical and Roof								
	Construct.	Jun-2020	Dec-2024	0972 - TIF	500,000	500,000	0	0
				0C72 - Bond	500,000	490,358	9,642	9,642
					<u>1,000,000</u>	<u>990,358</u>	<u>9,642</u>	<u>9,642</u>
1767 E 79th St								
43081 Southwest Senior Center - Mechanical Upgrades								
	Construct.	Sep-2021	Dec-2024	0C72 - Bond	700,000	672,310	27,690	27,690
					<u>700,000</u>	<u>672,310</u>	<u>27,690</u>	<u>27,690</u>
6117 S Kedzie Ave								
SENIOR CENTERS Total					\$1,700,000	\$1,662,668	\$37,332	\$37,332
MUNICIPAL FACILITIES Total					\$560,422,783	\$187,901,820	\$145,711,753	\$342,520,963

Fund Summary by Capital Program, Subprogram, Fund Type

Fund Source		2024	2025	2026	2027	2028	5 Year Total
Program	NEIGHBORHOOD INFRASTRUCTURE						
Subprogram	ALDERMANIC MENU PROGRAM - 2024						
	Fund Type: Bond						
0C80	2024 Capital Projects TE	\$ 108,000,000	\$	\$	\$	\$	108,000,000
Subprogram	ALDERMANIC MENU PROGRAM - 2025						
	Fund Type: Bond						
0GOF	Future Bonds And Other Sources		79,000,000	29,000,000			108,000,000
Subprogram	ALDERMANIC MENU PROGRAM - 2026						
	Fund Type: Bond						
0GOF	Future Bonds And Other Sources			75,000,000	27,000,000	6,000,000	108,000,000
Subprogram	ALDERMANIC MENU PROGRAM - 2027						
	Fund Type: Bond						
0GOF	Future Bonds And Other Sources				75,000,000	27,000,000	102,000,000
Subprogram	ALDERMANIC MENU PROGRAM - 2028						
	Fund Type: Bond						
0GOF	Future Bonds And Other Sources					75,000,000	75,000,000

Fund Summary by Capital Program, Subprogram, Fund Type

Fund Source	2024	2025	2026	2027	2028	5 Year Total
Program	NEIGHBORHOOD INFRASTRUCTURE					
Subprogram	LIGHTING					
Fund Type: Bond						
0C41 General Obligation Bonds - Tax Exempt Series 2013		250,000				250,000
0C65 2018 Capital Projects - Tax Exempt	7,823,500	1,057,000				8,880,500
0C72 2021 Capital Projects	4,555,541					4,555,541
0C74 2022 Capital Projects	2,392,475	638,463				3,030,938
0C78 2023 Capital Projects TE	19,786,340	1,165,975				20,952,315
0C80 2024 Capital Projects TE	21,078,200	21,789,000	13,000,000			55,867,200
0GOF Future Bonds And Other Sources		19,000,000	28,000,000	42,000,000	41,218,000	130,218,000
Total Bond	\$ 55,636,056	\$ 43,900,438	\$ 41,000,000	\$ 42,000,000	\$ 41,218,000	\$ 223,754,494
Fund Type: Other						
0407 CSX Redevelopment	33,634					33,634
0G01 Capital Project Funding	160,000	103,322				263,322
0TBD Funding To Be Determined			12,000,000	24,000,000	18,000,000	54,000,000
Total Other	\$ 193,634	\$ 103,322	\$ 12,000,000	\$ 24,000,000	\$ 18,000,000	\$ 54,296,956
Fund Type: TIF						
0037 Michigan/Cermak Increment Tax	59,206	70,000				129,206
0051 Cicero/Archer	312,500					312,500
0073 Greater Southwest Industrial Corridor (East)	\$ 457,206	\$	\$	\$	\$	457,206
0101 Belmont/Cicero	360,340					360,340
0102 Near North	14,775					14,775
0106 51st/Archer	759,879					759,879
0126 Chicago/Kingsbury	6,260,000					6,260,000
0136 Pilsen Industrial Corridor	679,378	1,000,000				1,679,378
0154 Lawrence/Kedzie	768,497					768,497
0161 Woodlawn	295,903	1,005,262				1,301,165
0164 Stockyards Southeast Quadrant Industrial Series 1996B	93,960					93,960
0170 Western Avenue North	995,253					995,253
0180 Kinzie Industrial Corridor	2,760,072	538,978				3,299,050
0186 35th And Halsted	1,138,951					1,138,951
0188 63rd/Pulaski	1,510,505					1,510,505
0215 Central West	1,394,791					1,394,791
0285 Roosevelt/Racine	132,458					132,458

Fund Summary by Capital Program, Subprogram, Fund Type

Fund Source	2024	2025	2026	2027	2028	5 Year Total
Program	NEIGHBORHOOD INFRASTRUCTURE					
Subprogram	LIGHTING					
Fund Type: TIF						
0307 Homan-Arthington	\$ 55,351	\$ 4,000				\$ 59,351
0316 Peterson/Pulaski TIF	79,000					79,000
0357 West Irving Park	814,369					814,369
0372 Stony Island Avenue Commercial And Burnside Industrial	1,072,631	574,172				1,646,803
0377 Greater Southwest Industrial Corridor (West)	1,088,732					1,088,732
0421 Pulaski Corridor	793,661					793,661
0500 Jefferson/Roosevelt	1,600,207					1,600,207
0526 Galewood/Armitage Industrial	103,389	702,613				806,002
0531 Northwest Industrial Corridor	1,160,555	1,037,365				2,197,920
0538 Lincoln Avenue	795,480					795,480
0548 Madison/Austin Corridor	1,031,234	1,000,000				2,031,234
0571 24th/Michigan	539,794					539,794
0621 Midwest	4,229,764	5,923,335				10,153,099
0637 Fullerton/Milwaukee	1,903,045	1,891,520				3,794,565
0654 Midway Industrial Corridor	95,504					95,504
0746 79th Street Corridor	540,025					540,025
0771 Canal/Congress	658,947					658,947
0798 Western/Ogden	393,827	119,000				512,827
0804 Roosevelt/Cicero	342,314	1,051,000				1,393,314
0905 53rd Street	321,239					321,239
0906 Belmont/Central	1,068,576					1,068,576
0908 Englewood Neighborhood	2,618,713					2,618,713
0909 Humboldt Park Commercial	394,423					394,423
0911 Lawrence/Broadway	1,040,269	601,000				1,641,269
0912 River West	605,100	1,183,011				1,788,111
0913 Western Avenue South	2,972,236					2,972,236
0914 Wilson Yard	829,359	930,000				1,759,359
0956 35th/State	100,000					100,000
0958 87th/Cottage Grove	612,760	379,409				992,169
0959 Diversey/Narragansett	57,224					57,224
0964 47th/Halsted	1,372,149	1,000,000				2,372,149

Fund Summary by Capital Program, Subprogram, Fund Type

Fund Source	2024	2025	2026	2027	2028	5 Year Total
Program	NEIGHBORHOOD INFRASTRUCTURE					
Subprogram	LIGHTING					
Fund Type: TIF						
0965 79th Street/Southwest Highway	\$ 514,090	\$	\$	\$	\$	514,090
0966 47th/Ashland	59,186	114,118				173,304
0967 47th/King Drive	316,523	496,000	400,000			1,212,523
0969 67th/Cicero	4,750	5,000				9,750
0971 Lakefront	57,750	2,250				60,000
0972 Avalon Park/South Shore	92,697	50,000				142,697
0973 Lawrence/Pulaski	250,000	279,975				529,975
0978 Chicago/Central Park	1,189,328					1,189,328
0980 Commercial Avenue	347,032					347,032
0A03 47th/State	1,829,639					1,829,639
0A05 Devon/Sheridan	293,776	250,000				543,776
0A47 Harrison/Central	100,119					100,119
0A50 Lasalle/Central	6,189,829	1,392,000				7,581,829
0A55 26th/King	30,000					30,000
0A56 Western/Rock Island	33,815					33,815
0A58 Armitage / Pulaski TIF	30,000					30,000
0A59 79th/Vincennes	818,000	239,776				1,057,776
0A60 Austin Commercial	108,260					108,260
0A61 Stevenson/Brighton	142,197	1,349,531				1,491,728
0A62 Little Village TIF	151,027	110,729				261,756
0A63 Elston/Armstrong TIF	466,151					466,151
0A64 Addison South TIF	838,992					838,992
0A67 Hollywood/Sheridan	90,393	545,000				635,393
0A68 Kennedy/Kimball TIF	440,400					440,400
0A72 Little Village East	200,812	120,000				320,812
0A73 Ogden-Pulaski Redevelopment	1,100,955	915,045				2,016,000
0A78 Avondale TIF	223,600					223,600
0A93 Archer/Western	1,151,210	786,220				1,937,430
0A95 North Pullman TIF	670,000	399,174				1,069,174
0D21 Foster/California TIF	214,000	200,000				414,000
0D23 Washington Park	1,000,000	448,000				1,448,000

Fund Summary by Capital Program, Subprogram, Fund Type

Fund Source	2024	2025	2026	2027	2028	5 Year Total
Program	NEIGHBORHOOD INFRASTRUCTURE					
Subprogram	LIGHTING					
Fund Type: TIF						
0D31 Diversey Chicago River	\$ 176,000	\$	\$	\$	\$	176,000
0E01 Montrose/Clarendon TIF	300,000	132,500				432,500
0E03 63rd And Ashland TIF	339,180	496,375				835,555
0E04 West Woodlawn TIF	491,730					491,730
Total TIF	\$ 67,544,992	\$ 27,342,358	\$ 400,000	\$ 0	\$ 0	\$ 95,287,350
Total LIGHTING	\$ 123,374,682	\$ 71,346,118	\$ 53,400,000	\$ 66,000,000	\$ 59,218,000	\$ 373,338,800
Subprogram	NEW STREET CONSTRUCTION					
Fund Type: Bond						
0C74 2022 Capital Projects	8,131,853	4,193,129	3,000,000	3,000,000		18,324,982
0C80 2024 Capital Projects TE	234,561					234,561
Total Bond	\$ 8,366,414	\$ 4,193,129	\$ 3,000,000	\$ 3,000,000	\$ 0	\$ 18,559,543
Fund Type: TIF						
0A61 Stevenson/Brighton	600,000	600,000	600,000			1,800,000
Total NEW STREET CONSTRUCTION	\$ 8,966,414	\$ 4,793,129	\$ 3,600,000	\$ 3,000,000	\$ 0	\$ 20,359,543

Fund Summary by Capital Program, Subprogram, Fund Type

Fund Source	2024	2025	2026	2027	2028	5 Year Total
Program	NEIGHBORHOOD INFRASTRUCTURE					
Subprogram	OTHER NEIGHBORHOOD IMPROVEMENTS					
Fund Type: Bond						
0C60 Tax Exempt Go Bond	800,000					800,000
0C74 2022 Capital Projects	9,053,446					9,053,446
0C78 2023 Capital Projects TE	9,192,064	10,000,000				19,192,064
0C80 2024 Capital Projects TE	2,000,000	10,950,000	3,000,000			15,950,000
0GOF Future Bonds And Other Sources		2,000,000	17,000,000	20,000,000	26,000,000	65,000,000
Total Bond	\$ 21,045,510	\$ 22,950,000	\$ 20,000,000	\$ 20,000,000	\$ 26,000,000	\$ 109,995,510
Fund Type: Other						
0G03 Cubs Fund	250,000					250,000
0G05 Lincoln Yards- Elston Ave	1,788,881	3,879,226				5,668,107
0PRV Private Funds	2,525,000	43,176,000	10,283,000			55,984,000
0TBD Funding To Be Determined				25,000,000	25,000,000	50,000,000
Total Other	\$ 4,563,881	\$ 47,055,226	\$ 10,283,000	\$ 25,000,000	\$ 25,000,000	\$ 111,902,107
Fund Type: State						
SOCC State Only Chicago Commitment	3,694,055	4,322,520	2,822,520	822,520		11,661,615
Fund Type: TIF						
0180 Kinzie Industrial Corridor	\$ 1,264,412	\$ 1,364,910				\$ 2,629,322
0390 71st And Stony Island	166,525					166,525
0965 79th Street/Southwest Highway	608,929					608,929
0D36 Cortland Chicago River		54,714,000	60,293,000	119,741,750	30,869,750	265,618,500
0D37 Roosevelt/Clark	50,025,000	109,025,000	5,050,000			164,100,000
Total TIF	\$ 52,064,866	\$ 165,103,910	\$ 65,343,000	\$ 119,741,750	\$ 30,869,750	\$ 433,123,276
Total OTHER NEIGHBORHOOD	\$ 81,368,312	\$ 239,431,656	\$ 98,448,520	\$ 165,564,270	\$ 81,869,750	\$ 666,682,508

Fund Summary by Capital Program, Subprogram, Fund Type

Fund Source	2024	2025	2026	2027	2028	5 Year Total
Program	NEIGHBORHOOD INFRASTRUCTURE					
Subprogram	RESIDENTIAL STREET RESURFACING					
Fund Type: Bond						
0C74 2022 Capital Projects	2,236,549	2,000,000				4,236,549
0C80 2024 Capital Projects TE	30,000,000	32,199,259				62,199,259
0GOF Future Bonds And Other Sources		20,000,000	33,000,000	47,000,000	20,000,000	120,000,000
Total Bond	\$ 32,236,549	\$ 54,199,259	\$ 33,000,000	\$ 47,000,000	\$ 20,000,000	\$ 186,435,808
Fund Type: Other						
0TBD Funding To Be Determined					35,000,000	35,000,000
Fund Type: TIF						
0285 Roosevelt/Racine	\$ 126,015	\$	\$	\$	\$	126,015
0372 Stony Island Avenue Commercial And Burnside Industrial	194,000					194,000
0621 Midwest	2,087,965					2,087,965
0798 Western/Ogden	842,450					842,450
0910 Lake Calumet Area Industrial	839,442					839,442
0A91 Ewing Avenue TIF	22,220					22,220
Total TIF	\$ 4,112,092	\$ 0	\$ 0	\$ 0	\$ 0	\$ 4,112,092
Total RESIDENTIAL STREET RESURFACING	\$ 36,348,641	\$ 54,199,259	\$ 33,000,000	\$ 47,000,000	\$ 55,000,000	\$ 225,547,900

Fund Summary by Capital Program, Subprogram, Fund Type

Fund Source	2024	2025	2026	2027	2028	5 Year Total
Program	NEIGHBORHOOD INFRASTRUCTURE					
Subprogram	SIDEWALK CONSTRUCTION PROGRAM					
Fund Type: Bond						
0C72 2021 Capital Projects	1,189,099					1,189,099
0C74 2022 Capital Projects	4,523,441	1,000,000				5,523,441
0C78 2023 Capital Projects TE	13,050,663	8,635,743				21,686,406
0C80 2024 Capital Projects TE	13,868,180	11,868,180	6,618,180			32,354,540
0GOF Future Bonds And Other Sources		12,000,000	22,837,731	26,881,046	32,000,000	93,718,777
Total Bond	\$ 32,631,383	\$ 33,503,923	\$ 29,455,911	\$ 26,881,046	\$ 32,000,000	\$ 154,472,263
Fund Type: Other						
0PRV Private Funds	8,918,875	4,000,000	4,000,000	4,000,000	4,000,000	24,918,875
Fund Type: State						
SOCC State Only Chicago Commitment	5,000,000	5,000,000				10,000,000
Fund Type: TIF						
0910 Lake Calumet Area Industrial	302,722					302,722
0978 Chicago/Central Park	126,707					126,707
0A92 Randolph/Wells	2,950,000					2,950,000
Total TIF	\$ 3,379,429	\$ 0	\$ 0	\$ 0	\$ 0	\$ 3,379,429
Total SIDEWALK CONSTRUCTION PROGRAM	\$ 49,929,687	\$ 42,503,923	\$ 33,455,911	\$ 30,881,046	\$ 36,000,000	\$ 192,770,567
Total NEIGHBORHOOD	\$ 407,987,736	\$ 491,274,085	\$ 325,904,431	\$ 414,445,316	\$ 340,087,750	\$ 1,979,699,318

2024 - 2028 Capital Improvement Program

NEIGHBORHOOD INFRASTRUCTURE - ALDERMANIC MENU PROGRAM - 2024

		Phase Start and End Dates		Fund	Total	Prior Years	2024	2024-2028
42514 2024 ADA Ramp Program								
	Construct.	Jan-2024	Dec-2024	0C80 - Bond	10,000,000	0	10,000,000	10,000,000
					10,000,000	0	10,000,000	10,000,000
42515 Aldermanic Menu - 2024 Engineering & Construction								
	Design	Jan-2024	Dec-2024	0C80 - Bond	7,000,000	0	7,000,000	7,000,000
	Construct.	Jan-2024	Dec-2024		7,000,000	0	7,000,000	7,000,000
43452 Menu Collector Street Supplement - 2024								
	Construct.	Apr-2024	Dec-2024	0C80 - Bond	8,000,000	0	8,000,000	8,000,000
					8,000,000	0	8,000,000	8,000,000
43457 Menu DWM Half-Width Resurfacing Supplement - 2024								
	Construct.	Apr-2024	Dec-2024	0C80 - Bond	2,000,000	0	2,000,000	2,000,000
					2,000,000	0	2,000,000	2,000,000
43462 Menu CDOT Personnel Supplement - 2024								
	Construct.	Apr-2024	Dec-2024	0C80 - Bond	6,000,000	0	6,000,000	6,000,000
					6,000,000	0	6,000,000	6,000,000
45237 WARD 1 - 2024 MENU (Various Locations)								
	Construct.	Jan-2024	Dec-2024	0C80 - Bond	1,500,000	0	1,500,000	1,500,000
					1,500,000	0	1,500,000	1,500,000
45238 WARD 2 - 2024 MENU (Various Locations)								
	Construct.	Jan-2024	Dec-2024	0C80 - Bond	1,500,000	0	1,500,000	1,500,000
					1,500,000	0	1,500,000	1,500,000
45239 WARD 3 - 2024 MENU (Various Locations)								
	Construct.	Jan-2024	Dec-2024	0C80 - Bond	1,500,000	0	1,500,000	1,500,000
					1,500,000	0	1,500,000	1,500,000

2024 - 2028 Capital Improvement Program

NEIGHBORHOOD INFRASTRUCTURE - ALDERMANIC MENU PROGRAM - 2024

					Phase Start and End Dates	Fund	Total	Prior Years	2024	2024-2028
45240 WARD 4 - 2024 MENU (Various Locations)										
	Construct.	Jan-2024	Dec-2024	0C80 - Bond		1,500,000	0	1,500,000	1,500,000	
						1,500,000	0	1,500,000	1,500,000	
45241 WARD 5 - 2024 MENU (Various Locations)										
	Construct.	Jan-2024	Dec-2024	0C80 - Bond		1,500,000	0	1,500,000	1,500,000	
						1,500,000	0	1,500,000	1,500,000	
45242 WARD 6 - 2024 MENU (Various Locations)										
	Construct.	Jan-2024	Dec-2024	0C80 - Bond		1,500,000	0	1,500,000	1,500,000	
						1,500,000	0	1,500,000	1,500,000	
45243 WARD 7 - 2024 MENU (Various Locations)										
	Construct.	Jan-2024	Dec-2024	0C80 - Bond		1,500,000	0	1,500,000	1,500,000	
						1,500,000	0	1,500,000	1,500,000	
45244 WARD 8 - 2024 MENU (Various Locations)										
	Construct.	Jan-2024	Dec-2024	0C80 - Bond		1,500,000	0	1,500,000	1,500,000	
						1,500,000	0	1,500,000	1,500,000	
45245 WARD 9 - 2024 MENU (Various Locations)										
	Construct.	Jan-2024	Dec-2024	0C80 - Bond		1,500,000	0	1,500,000	1,500,000	
						1,500,000	0	1,500,000	1,500,000	
45246 WARD 10 - 2024 MENU (Various Locations)										
	Construct.	Jan-2024	Dec-2024	0C80 - Bond		1,500,000	0	1,500,000	1,500,000	
						1,500,000	0	1,500,000	1,500,000	
45247 WARD 11 - 2024 MENU (Various Locations)										
	Construct.	Jan-2024	Dec-2024	0C80 - Bond		1,500,000	0	1,500,000	1,500,000	
						1,500,000	0	1,500,000	1,500,000	

2024 - 2028 Capital Improvement Program

NEIGHBORHOOD INFRASTRUCTURE - ALDERMANIC MENU PROGRAM - 2024

		Phase Start and End Dates		Fund	Total	Prior Years	2024	2024-2028
45248 WARD 12 - 2024 MENU (Various Locations)								
	Construct.	Jan-2024	Dec-2024	0C80 - Bond	1,500,000	0	1,500,000	1,500,000
					1,500,000	0	1,500,000	1,500,000
45249 WARD 13 - 2024 MENU (Various Locations)								
	Construct.	Jan-2024	Dec-2024	0C80 - Bond	1,500,000	0	1,500,000	1,500,000
					1,500,000	0	1,500,000	1,500,000
45250 WARD 14 - 2024 MENU (Various Locations)								
	Construct.	Jan-2024	Dec-2024	0C80 - Bond	1,500,000	0	1,500,000	1,500,000
					1,500,000	0	1,500,000	1,500,000
45251 WARD 15 - 2024 MENU (Various Locations)								
	Construct.	Jan-2024	Dec-2024	0C80 - Bond	1,500,000	0	1,500,000	1,500,000
					1,500,000	0	1,500,000	1,500,000
45252 WARD 16 - 2024 MENU (Various Locations)								
	Construct.	Jan-2024	Dec-2024	0C80 - Bond	1,500,000	0	1,500,000	1,500,000
					1,500,000	0	1,500,000	1,500,000
45253 WARD 17 - 2024 MENU (Various Locations)								
	Construct.	Jan-2024	Dec-2024	0C80 - Bond	1,500,000	0	1,500,000	1,500,000
					1,500,000	0	1,500,000	1,500,000
45254 WARD 18 - 2024 MENU (Various Locations)								
	Construct.	Jan-2024	Dec-2024	0C80 - Bond	1,500,000	0	1,500,000	1,500,000
					1,500,000	0	1,500,000	1,500,000
45255 WARD 19 - 2024 MENU (Various Locations)								
	Construct.	Jan-2024	Dec-2024	0C80 - Bond	1,500,000	0	1,500,000	1,500,000
					1,500,000	0	1,500,000	1,500,000

2024 - 2028 Capital Improvement Program

NEIGHBORHOOD INFRASTRUCTURE - ALDERMANIC MENU PROGRAM - 2024

					Phase Start and End Dates	Fund	Total	Prior Years	2024	2024-2028
45256 WARD 20 - 2024 MENU (Various Locations)										
	Construct.	Jan-2024	Dec-2024	0C80 - Bond		1,500,000	0	1,500,000	1,500,000	
						1,500,000	0	1,500,000	1,500,000	
45257 WARD 21 - 2024 MENU (Various Locations)										
	Construct.	Jan-2024	Dec-2024	0C80 - Bond		1,500,000	0	1,500,000	1,500,000	
						1,500,000	0	1,500,000	1,500,000	
45258 WARD 22 - 2024 MENU (Various Locations)										
	Construct.	Jan-2024	Dec-2024	0C80 - Bond		1,500,000	0	1,500,000	1,500,000	
						1,500,000	0	1,500,000	1,500,000	
45259 WARD 23 - 2024 MENU (Various Locations)										
	Construct.	Jan-2024	Dec-2024	0C80 - Bond		1,500,000	0	1,500,000	1,500,000	
						1,500,000	0	1,500,000	1,500,000	
45260 WARD 24 - 2024 MENU (Various Locations)										
	Construct.	Jan-2024	Dec-2024	0C80 - Bond		1,500,000	0	1,500,000	1,500,000	
						1,500,000	0	1,500,000	1,500,000	
45261 WARD 25 - 2024 MENU (Various Locations)										
	Construct.	Jan-2024	Dec-2024	0C80 - Bond		1,500,000	0	1,500,000	1,500,000	
						1,500,000	0	1,500,000	1,500,000	
45262 WARD 26 - 2024 MENU (Various Locations)										
	Construct.	Jan-2024	Dec-2024	0C80 - Bond		1,500,000	0	1,500,000	1,500,000	
						1,500,000	0	1,500,000	1,500,000	
45263 WARD 27 - 2024 MENU (Various Locations)										
	Construct.	Jan-2024	Dec-2024	0C80 - Bond		1,500,000	0	1,500,000	1,500,000	
						1,500,000	0	1,500,000	1,500,000	

2024 - 2028 Capital Improvement Program

NEIGHBORHOOD INFRASTRUCTURE - ALDERMANIC MENU PROGRAM - 2024

		Phase Start and End Dates		Fund	Total	Prior Years	2024	2024-2028
45264 WARD 28 - 2024 MENU (Various Locations)								
	Construct.	Jan-2024	Dec-2024	0C80 - Bond	1,500,000	0	1,500,000	1,500,000
					1,500,000	0	1,500,000	1,500,000
45265 WARD 29 - 2024 MENU (Various Locations)								
	Construct.	Jan-2024	Dec-2024	0C80 - Bond	1,500,000	0	1,500,000	1,500,000
					1,500,000	0	1,500,000	1,500,000
45266 WARD 30 - 2024 MENU (Various Locations)								
	Construct.	Jan-2024	Dec-2024	0C80 - Bond	1,500,000	0	1,500,000	1,500,000
					1,500,000	0	1,500,000	1,500,000
45267 WARD 31 - 2024 MENU (Various Locations)								
	Construct.	Jan-2024	Dec-2024	0C80 - Bond	1,500,000	0	1,500,000	1,500,000
					1,500,000	0	1,500,000	1,500,000
45268 WARD 32 - 2024 MENU (Various Locations)								
	Construct.	Jan-2024	Dec-2024	0C80 - Bond	1,500,000	0	1,500,000	1,500,000
					1,500,000	0	1,500,000	1,500,000
45269 WARD 33 - 2024 MENU (Various Locations)								
	Construct.	Jan-2024	Dec-2024	0C80 - Bond	1,500,000	0	1,500,000	1,500,000
					1,500,000	0	1,500,000	1,500,000
45270 WARD 34 - 2024 MENU (Various Locations)								
	Construct.	Jan-2024	Dec-2024	0C80 - Bond	1,500,000	0	1,500,000	1,500,000
					1,500,000	0	1,500,000	1,500,000
45271 WARD 35 - 2024 MENU (Various Locations)								
	Construct.	Jan-2024	Dec-2024	0C80 - Bond	1,500,000	0	1,500,000	1,500,000
					1,500,000	0	1,500,000	1,500,000

2024 - 2028 Capital Improvement Program

NEIGHBORHOOD INFRASTRUCTURE - ALDERMANIC MENU PROGRAM - 2024

					Phase Start and End Dates	Fund	Total	Prior Years	2024	2024-2028
45272 WARD 36 - 2024 MENU (Various Locations)										
	Construct.	Jan-2024	Dec-2024	0C80 - Bond		1,500,000	0	1,500,000	1,500,000	
						1,500,000	0	1,500,000	1,500,000	
45273 WARD 37 - 2024 MENU (Various Locations)										
	Construct.	Jan-2024	Dec-2024	0C80 - Bond		1,500,000	0	1,500,000	1,500,000	
						1,500,000	0	1,500,000	1,500,000	
45274 WARD 38 - 2024 MENU (Various Locations)										
	Construct.	Jan-2024	Dec-2024	0C80 - Bond		1,500,000	0	1,500,000	1,500,000	
						1,500,000	0	1,500,000	1,500,000	
45275 WARD 39 - 2024 MENU (Various Locations)										
	Construct.	Jan-2024	Dec-2024	0C80 - Bond		1,500,000	0	1,500,000	1,500,000	
						1,500,000	0	1,500,000	1,500,000	
45276 WARD 40 - 2024 MENU (Various Locations)										
	Construct.	Jan-2024	Dec-2024	0C80 - Bond		1,500,000	0	1,500,000	1,500,000	
						1,500,000	0	1,500,000	1,500,000	
45277 WARD 41 - 2024 MENU (Various Locations)										
	Construct.	Jan-2024	Dec-2024	0C80 - Bond		1,500,000	0	1,500,000	1,500,000	
						1,500,000	0	1,500,000	1,500,000	
45278 WARD 42 - 2024 MENU (Various Locations)										
	Construct.	Jan-2024	Dec-2024	0C80 - Bond		1,500,000	0	1,500,000	1,500,000	
						1,500,000	0	1,500,000	1,500,000	
45279 WARD 43 - 2024 MENU (Various Locations)										
	Construct.	Jan-2024	Dec-2024	0C80 - Bond		1,500,000	0	1,500,000	1,500,000	
						1,500,000	0	1,500,000	1,500,000	

2024 - 2028 Capital Improvement Program

NEIGHBORHOOD INFRASTRUCTURE - ALDERMANIC MENU PROGRAM - 2024									
		Phase Start and End Dates			Fund	Total	Prior Years	2024	2024-2028
45280 WARD 44 - 2024 MENU (Various Locations)									
	Construct.	Jan-2024	Dec-2024	0C80 - Bond	1,500,000	0	1,500,000	1,500,000	
					1,500,000	0	1,500,000	1,500,000	
45281 WARD 45 - 2024 MENU (Various Locations)									
	Construct.	Jan-2024	Dec-2024	0C80 - Bond	1,500,000	0	1,500,000	1,500,000	
					1,500,000	0	1,500,000	1,500,000	
45282 WARD 46 - 2024 MENU (Various Locations)									
	Construct.	Jan-2024	Dec-2024	0C80 - Bond	1,500,000	0	1,500,000	1,500,000	
					1,500,000	0	1,500,000	1,500,000	
45283 WARD 47 - 2024 MENU (Various Locations)									
	Construct.	Jan-2024	Dec-2024	0C80 - Bond	1,500,000	0	1,500,000	1,500,000	
					1,500,000	0	1,500,000	1,500,000	
45284 WARD 48 - 2024 MENU (Various Locations)									
	Construct.	Jan-2024	Dec-2024	0C80 - Bond	1,500,000	0	1,500,000	1,500,000	
					1,500,000	0	1,500,000	1,500,000	
45285 WARD 49 - 2024 MENU (Various Locations)									
	Construct.	Jan-2024	Dec-2024	0C80 - Bond	1,500,000	0	1,500,000	1,500,000	
					1,500,000	0	1,500,000	1,500,000	
45286 WARD 50 - 2024 MENU (Various Locations)									
	Construct.	Jan-2024	Dec-2024	0C80 - Bond	1,500,000	0	1,500,000	1,500,000	
					1,500,000	0	1,500,000	1,500,000	
ALDERMANIC MENU PROGRAM - 2024					\$108,000,000	\$0	\$108,000,000	\$108,000,000	

2024 - 2028 Capital Improvement Program

NEIGHBORHOOD INFRASTRUCTURE - ALDERMANIC MENU PROGRAM - 2025

	Phase Start and End Dates			Fund	Total	Prior Years	2024	2024-2028
43197 Aldermanic Menu - 2025								
	Construct.	Jan-2025	Dec-2025	OGOF - Bond	75,000,000	0	0	75,000,000
					75,000,000	0	0	75,000,000
43198 ADA Ramp Program - 2025								
	Construct.	Jan-2025	Dec-2025	OGOF - Bond	10,000,000	0	0	10,000,000
					10,000,000	0	0	10,000,000
43199 Aldermanic Menu Engineering & Construction - 2025								
	Construct.	Jan-2025	Dec-2025	OGOF - Bond	7,000,000	0	0	7,000,000
					7,000,000	0	0	7,000,000
43453 Menu Collector Street Supplement - 2025								
	Construct.	Apr-2025	Dec-2025	OGOF - Bond	8,000,000	0	0	8,000,000
					8,000,000	0	0	8,000,000
43458 Menu DWM Half-Width Resurfacing Supplement - 2025								
	Construct.	Apr-2025	Dec-2025	OGOF - Bond	2,000,000	0	0	2,000,000
					2,000,000	0	0	2,000,000
43463 Menu CDOT Personnel Supplement - 2025								
	Construct.	Apr-2025	Dec-2025	OGOF - Bond	6,000,000	0	0	6,000,000
					6,000,000	0	0	6,000,000
ALDERMANIC MENU PROGRAM - 2025					\$108,000,000	\$0	\$0	\$108,000,000

2024 - 2028 Capital Improvement Program

NEIGHBORHOOD INFRASTRUCTURE - ALDERMANIC MENU PROGRAM - 2026

		Phase Start and End Dates		Fund	Total	Prior Years	2024	2024-2028
43165 Aldermanic Menu - 2026								
	Construct.	Jan-2026	Dec-2026	OGOF - Bond	75,000,000	0	0	75,000,000
					75,000,000	0	0	75,000,000
43954 ADA Ramp Program - 2026								
	Construct.	Jan-2026	Dec-2026	OGOF - Bond	10,000,000	0	0	10,000,000
					10,000,000	0	0	10,000,000
43955 Menu Collector Street Supplement - 2026								
	Construct.	Jan-2026	Dec-2026	OGOF - Bond	8,000,000	0	0	8,000,000
					8,000,000	0	0	8,000,000
43956 Aldermanic Menu Engineering & Construction - 2026								
	Construct.	Jan-2026	Dec-2026	OGOF - Bond	7,000,000	0	0	7,000,000
					7,000,000	0	0	7,000,000
43957 Menu DWM Half-Width Resurfacing Supplement - 2026								
	Construct.	Jan-2026	Dec-2026	OGOF - Bond	2,000,000	0	0	2,000,000
					2,000,000	0	0	2,000,000
43958 Menu CDOT Personnel Supplement - 2026								
	Construct.	Jan-2026	Dec-2026	OGOF - Bond	6,000,000	0	0	6,000,000
					6,000,000	0	0	6,000,000
ALDERMANIC MENU PROGRAM - 2026					\$108,000,000	\$0	\$0	\$108,000,000

2024 - 2028 Capital Improvement Program

NEIGHBORHOOD INFRASTRUCTURE - ALDERMANIC MENU PROGRAM - 2027

		Phase Start and End Dates		Fund	Total	Prior Years	2024	2024-2028
44738 Aldermanic Menu - 2027								
	Construct.	Jan-2027	Dec-2027	OGOF - Bond	75,000,000	0	0	70,000,000
					75,000,000	0	0	70,000,000
44739 ADA Ramp Program - 2027								
	Construct.	Jan-2027	Dec-2027	OGOF - Bond	10,000,000	0	0	9,000,000
					10,000,000	0	0	9,000,000
44740 Aldermanic Menu Engineering & Construction - 2027								
	Construct.	Jan-2027	Dec-2027	OGOF - Bond	7,000,000	0	0	7,000,000
					7,000,000	0	0	7,000,000
44741 Menu collector Street Supplement - 2027								
	Construct.	Jan-2027	Dec-2027	OGOF - Bond	8,000,000	0	0	8,000,000
					8,000,000	0	0	8,000,000
44742 Menu DWM Half-Width Resurfacing Supplement - 2027								
	Construct.	Jan-2027	Dec-2027	OGOF - Bond	2,000,000	0	0	2,000,000
					2,000,000	0	0	2,000,000
44743 Menu CDOT Personnel Supplement - 2027								
	Construct.	Jan-2027	Dec-2027	OGOF - Bond	6,000,000	0	0	6,000,000
					6,000,000	0	0	6,000,000
ALDERMANIC MENU PROGRAM - 2027					\$108,000,000	\$0	\$0	\$102,000,000

2024 - 2028 Capital Improvement Program

NEIGHBORHOOD INFRASTRUCTURE - ALDERMANIC MENU PROGRAM - 2028

	Phase Start and End Dates			Fund	Total	Prior Years	2024	2024-2028
45594 Aldermanic Menu - 2028								
	Construct.	Jan-2028	Dec-2028	OGOF - Bond	75,000,000	0	0	50,000,000
					75,000,000	0	0	50,000,000
45595 ADA Ramp Program - 2028								
	Construct.	Jan-2028	Dec-2028	OGOF - Bond	10,000,000	0	0	4,000,000
					10,000,000	0	0	4,000,000
45596 Aldermanic Menu Engineering & Construction - 2028								
	Design	Jan-2028	Dec-2028	OGOF - Bond	7,000,000	0	0	7,000,000
	Construct.	Jan-2028	Dec-2028		7,000,000	0	0	7,000,000
45597 Menu Collector Street Supplement - 2028								
	Construct.	Jan-2028	Dec-2028	OGOF - Bond	8,000,000	0	0	6,000,000
					8,000,000	0	0	6,000,000
45598 Menu DWM Half-Width Resurfacing Supplement - 2028								
	Construct.	Jan-2028	Dec-2028	OGOF - Bond	2,000,000	0	0	2,000,000
					2,000,000	0	0	2,000,000
45599 Menu CDOT Personnel Supplement - 2028								
	Construct.	Jan-2028	Dec-2028	OGOF - Bond	6,000,000	0	0	6,000,000
					6,000,000	0	0	6,000,000
ALDERMANIC MENU PROGRAM - 2028					\$108,000,000	\$0	\$0	\$75,000,000

2024 - 2028 Capital Improvement Program

NEIGHBORHOOD INFRASTRUCTURE - LIGHTING

	Phase Start and End Dates			Fund	Total	Prior Years	2024	2024-2028
39547 Superior Street - Street Lighting								
	Design	Dec-2018	Apr-2021	0912 - TIF	700,000	136,726	563,274	563,274
	Construct.	Jun-2021	Dec-2024		700,000	136,726	563,274	563,274
928-961 W Superior St								
41151 95th St. - Arterial Lighting Improvements - 95th St. / Paxton to Colfax - TIF Funded (NLIS)								
	Design	Nov-2018	Nov-2019	0980 - TIF	1,200,000	852,968	347,032	347,032
	Construct.	Dec-2020	Dec-2024		1,200,000	852,968	347,032	347,032
On E 95th St From S Paxton Ave To S Manistee Ave								
41333 Arterial Street Lighting/Lake-Ashland to Halsted - CTA Lighting Improvements / TIF funded Ward 27								
	Design	Mar-2018	Feb-2019	0180 - TIF	1,950,000	513,001	1,436,999	1,436,999
	Construct.	Feb-2020	Dec-2024		1,950,000	513,001	1,436,999	1,436,999
800-1600 W Lake St								
41753 TIF Neighborhood Lighting Infrastructure Stabilization - Chicago Central Park TIF District (NLIS)								
	Construct.	May-2019	Jun-2024	0978 - TIF	1,593,900	404,572	1,189,328	1,189,328
					1,593,900	404,572	1,189,328	1,189,328
400 N Homan Ave			400 N Kedzie Ave				400 N St Louis Ave	
4115 W Division St			On W Franklin Blvd From N Central Park Blvd To N Homan Ave					
41759 TIF Neighborhood Lighting Infrastructure Stabilization - Harrison/Central TIF District (NLIS)								
	Construct.	Oct-2019	Dec-2024	0A47 - TIF	757,400	657,281	100,119	100,119
					757,400	657,281	100,119	100,119
202 S Menard Dr			209 S Menard Dr				5642 W Jackson Blvd	
5806 W Jackson Blvd			5964 W Jackson Blvd				On S Laramie Ave From W Adams St To W Harrison St	

2024 - 2028 Capital Improvement Program

NEIGHBORHOOD INFRASTRUCTURE - LIGHTING

	Phase Start and End Dates			Fund	Total	Prior Years	2024	2024-2028
41792 TIF Neighborhood Lighting Infrastructure Stabilization - Little Village East (NLIS)								
	Design	Sep-2019	Jan-2021	0A72 - TIF	1,150,000	829,188	200,812	320,812
	Construct.	Jun-2020	Dec-2025		<u>1,150,000</u>	<u>829,188</u>	<u>200,812</u>	<u>320,812</u>
2600-2800 S Troy St	2700 S Sacramento Ave				2700-2800 S Kedzie Ave			
2700-2800 S Troy St	2800-3100 S Kedzie Ave							
41795 TIF Neighborhood Lighting Infrastructure Stabilization, TIF #143 - 63rd Ashland (NLIS)								
	Design	Jan-2019	Mar-2020	0E03 - TIF	1,600,000	764,445	339,180	835,555
	Construct.	Mar-2019	Dec-2025		<u>1,600,000</u>	<u>764,445</u>	<u>339,180</u>	<u>835,555</u>
1632 W 59th St	1822 W 59th St				5501 S Ashland Ave			
5510 S Ashland Ave	5513 S Ashland Ave				On S Ashland Ave From W 53rd St To W 69th St			
On S Damen Ave From W 58th St To W 65th St	On S Justine St From W 63rd St To W 65th St				On W 59th St From S Damen Ave To S Hoyne Ave			
41796 TIF Neighborhood Lighting Infrastructure Stabilization, TIF #123 - Avalon Park/South Shore (NLIS)								
	Design	Jul-2019	Dec-2020	0972 - TIF	800,000	657,303	92,697	142,697
	Construct.	Jun-2020	Dec-2025		<u>800,000</u>	<u>657,303</u>	<u>92,697</u>	<u>142,697</u>
2519 E 79th St	2737 E 79th St				On E 79th St From S Jeffery Blvd To S Paxton Ave			
41798 TIF Neighborhood Lighting Infrastructure Stabilization, TIF #108-Humboldt Park (NLIS)								
	Design	May-2019	Jun-2019	0909 - TIF	878,000	483,577	394,423	394,423
	Construct.	Mar-2020	Dec-2024		<u>878,000</u>	<u>483,577</u>	<u>394,423</u>	<u>394,423</u>
1216 N Campbell Ave	1553 N Spaulding Ave				1602 N Humboldt Blvd			
2407 W Potomac Ave	2452 W North Ave				3536 W North Ave			
On W North Ave From N St Louis Ave To N Homan Ave								

2024 - 2028 Capital Improvement Program

NEIGHBORHOOD INFRASTRUCTURE - LIGHTING

	Phase Start and End Dates			Fund	Total	Prior Years	2024	2024-2028
41799 TIF Neighborhood Lighting Infrastructure Stabilization, TIF # 62 - Roosevelt/Racine (NLIS)								
	Design	May-2019	Mar-2020	0285 - TIF	1,350,000	1,217,542	132,458	132,458
	Construct.	Sep-2019	Dec-2024		<u>1,350,000</u>	<u>1,217,542</u>	<u>132,458</u>	<u>132,458</u>
1249 W Taylor St	1257 S Loomis St				1262 W 13th St			
1302 W Washburne Ave	1305 S Loomis St				1309 W Taylor St			
On S Loomis St From W 14th St To W 15th St	On W 15th St From S Loomis St To S Blue Island Ave				On W Roosevelt Rd From S Blue Island Ave To S Morgan St			
S Laffin St And W 14th Pl	S Laffin St And W Washburne Ave							
41802 TIF Neighborhood Lighting Infr. Stabilization, TIF #72 - 24th Michigan (NLIS)								
	Design	Jun-2019	Mar-2020	0571 - TIF	1,100,000	968,563	131,437	131,437
	Construct.	Dec-2019	Dec-2024		<u>1,100,000</u>	<u>968,563</u>	<u>131,437</u>	<u>131,437</u>
On S State St From W Cullerton St To W 25th St	On S Wabash Ave From E Cermak Rd To E 24th Pl				On W Cermak Rd From S Clark St To S Wentworth Ave			
41803 TIF Neighborhood Lighting Infr. Stabilization, TIF #56 - 79th St. Corridor (NLIS)								
	Design	Oct-2019	Mar-2020	0746 - TIF	850,000	309,975	540,025	540,025
	Construct.	Nov-2019	Dec-2024		<u>850,000</u>	<u>309,975</u>	<u>540,025</u>	<u>540,025</u>
1215 W 78th St	7911 S Peoria St				8011 S Halsted St			
On W 76th St From S Ashland Ave To S Bishop St	W 75th St And S Ashland Ave				W 75th St And S Racine Ave			
41804 TIF Neighborhood Lighting Inf. Stabilization, TIF #127 - 87th Cottage Grove (NLIS)								
	Design	Apr-2019	Jun-2020	0958 - TIF	1,585,000	592,831	612,760	992,169
	Construct.	Sep-2019	Dec-2025		<u>1,585,000</u>	<u>592,831</u>	<u>612,760</u>	<u>992,169</u>
749 E 90th St	9303 S Rhodes Ave				9420 S Lyon Ave			
E 71st St And S Chicago Skyway Expy Ib	E 71st St And S Cottage Grove Ave				On S Cottage Grove Ave From E 71st St To E 72nd St			
S Cottage Grove Ave And S Burnside Ave	S Cottage Grove Ave And S Chicago Skyway Expy Ob							

2024 - 2028 Capital Improvement Program

NEIGHBORHOOD INFRASTRUCTURE - LIGHTING

		Phase Start and End Dates		Fund	Total	Prior Years	2024	2024-2028
41807 TIF Neighborhood Lighting Inf. Stabilization, TIF #155 - 79th Vincennes (NLIS)								
	Design	Aug-2019	Mar-2020	0A59 - TIF	1,258,000	200,224	818,000	1,057,776
	Construct.	Dec-2019	Dec-2025		<u>1,258,000</u>	<u>200,224</u>	<u>818,000</u>	<u>1,057,776</u>
320 W 79th St		338 W 79th St			339 W 77th St			
348 W 79th St		349 W 76th St			357 W 76th St			
456 W 79th St		657 W 76th St			W 72nd St And S Stewart Ave			
W 73rd St And S Stewart Ave		W 78th St And S Fielding Ave						
41809 TIF Neighborhood Lighting Inf. Stabilization, TIF #66 - Greater SW Industrial Corridor East (NLIS)								
	Design	Jun-2019	Dec-2020	0073 - TIF	800,000	342,794	457,206	457,206
	Construct.	Oct-2019	Dec-2024		<u>800,000</u>	<u>342,794</u>	<u>457,206</u>	<u>457,206</u>
2650 W Columbus Ave		2825 W Columbus Ave			7347 S Bell Ave			
7416 S Damen Ave		W 75th St And S Western Ave						
41810 TIF Neighborhood Lighting Inf. Stabilization, TIF #29 - Michigan Cermak (NLIS)								
	Design	Jul-2019	Aug-2019	0037 - TIF	150,000	90,794	59,206	59,206
	Construct.	Nov-2022	Dec-2024		<u>150,000</u>	<u>90,794</u>	<u>59,206</u>	<u>59,206</u>
2201 S Wabash Ave		2207 S Wabash Ave			E 23rd St And S Wabash Ave			
On S State St From E 21st St To E 23rd St								
41812 TIF Neighborhood Lighting Inf. Stabilization, TIF #45 - Stockyards SE Quad (NLIS)								
	Design	Jul-2019	Mar-2020	0164 - TIF	881,000	787,040	93,960	93,960
	Construct.	Mar-2020	Dec-2024		<u>881,000</u>	<u>787,040</u>	<u>93,960</u>	<u>93,960</u>
4101 S Packers Ave		4304 S Morgan St			4600-4700 S Halsted St			
914 W 45th St		On S Halsted St From W 43rd St To W 45th St			On W 47th St From S Racine Ave To S Halsted St			

2024 - 2028 Capital Improvement Program

NEIGHBORHOOD INFRASTRUCTURE - LIGHTING

Phase Start and End Dates		Fund	Total	Prior Years	2024	2024-2028		
42050 LED Lighting Spacing Adjustments - Various Locations								
	Construct.	May-2019	Dec-2025	0C65 - Bond	9,041,840	6,861,340	1,123,500	2,180,500
					9,041,840	6,861,340	1,123,500	2,180,500
On E 71st Pl From S Blackstone Ave To S Dorchester Ave				On E 72nd Pl From S Kimbark Ave To S Dorchester Ave				On S Bennett Ave From E 80th St To E 81st St
On S Blackstone Ave From E 81st St To E 82nd St				On S Ingleside Ave From E 83rd St To E 84th St				On S Ingleside Ave From E 86th St To E 87th St
On S Kenwood Ave From E 82nd St To E 83rd St				On S Maryland Ave From E 73rd St To E 74th St				On S Maryland Ave From E 74th St To E 75th St
On S Ridgeland Ave From E 76th St To E 77th St				On S State St From W Harrison St To E Wacker Dr				
42099 TIF Neighborhood Lighting Infrastructure Stabilization / 79th Southwest Hwy TIF (NLIS)								
	Construct.	Jul-2019	Dec-2024	0965 - TIF	600,000	85,910	514,090	514,090
					600,000	85,910	514,090	514,090
3149 W 79th St				On W 80th Pl From S Damen Ave To S Hoyne Ave				
42100 TIF Neighborhood Lighting Infrastructure Stabilization / Austin Commercial TIF (NLIS)								
	Design	Jun-2019	Mar-2020	0A60 - TIF	435,000	326,740	108,260	108,260
	Construct.	Aug-2019	Dec-2024		435,000	326,740	108,260	108,260
1552 N Leamington Ave				5361 W North Ave				5803 W Chicago Ave
5956 W Chicago Ave				700-716 N Lorel Ave				800 N Central Ave
On N Lamon Ave From W Division St To W Thomas St								
42102 TIF Neighborhood Lighting Infrastructure Stabilization / Diversey Chicago River TIF (NLIS)								
	Construct.	Mar-2020	Dec-2024	0D31 - TIF	176,000	0	176,000	176,000
					176,000	0	176,000	176,000
On N Leavitt St From W Oakdale Ave To W Diversey Pkwy								
42104 TIF Neighborhood Lighting Infrastructure Stabilization / Lakefront TIF (NLIS)								
	Construct.	Feb-2020	Dec-2025	0971 - TIF	60,000	0	57,750	60,000
					60,000	0	57,750	60,000
4041 S Oakenwald Ave				4120 S Oakenwald Ave				4150 S Oakenwald Ave

2024 - 2028 Capital Improvement Program

NEIGHBORHOOD INFRASTRUCTURE - LIGHTING

		Phase Start and End Dates		Fund	Total	Prior Years	2024	2024-2028
42199 2019 Residential Lighting project Ward 15 CSX								
	Design	Oct-2019	Mar-2020	0407 - Other	127,000	93,366	33,634	33,634
	Construct.	Jan-2020	Dec-2024		<u>127,000</u>	<u>93,366</u>	<u>33,634</u>	<u>33,634</u>
On S Artesian Ave From W Pope John Paul II Dr To W 45th St				On S Talman Ave From W 55th St To W 56th St				
42220 Neighborhood Lighting Infrastructure Stabilization / 67th Cicero TIF / (NLIS)								
	Design	Apr-2021	Jan-2022	0969 - TIF	10,000	250	4,750	9,750
	Construct.	Jun-2021	Dec-2025		<u>10,000</u>	<u>250</u>	<u>4,750</u>	<u>9,750</u>
6715 S Cicero Ave				6715-6747 S Cicero Ave				6747 S Cicero Ave
42223 TIF Neighborhood Lighting Infrastructure Stabilization / Central West TIF (NLIS)								
	Design	Aug-2019	Feb-2020	0215 - TIF	4,540,000	3,185,209	1,354,791	1,354,791
	Construct.	Jun-2021	Dec-2024		<u>4,540,000</u>	<u>3,185,209</u>	<u>1,354,791</u>	<u>1,354,791</u>
On N Ashland Ave From W Madison St To W Lake St				On W Jackson Blvd From S Damen Ave To S Western Ave				On W Washington Blvd From N Damen Ave To N Western Ave
42225 TIF Neighborhood Lighting Infrastructure Stabilization / Midway Ind. Corr. TIF (NLIS)								
	Design	Feb-2020	Mar-2020	0654 - TIF	310,000	214,496	95,504	95,504
	Construct.	Mar-2020	Dec-2024		<u>310,000</u>	<u>214,496</u>	<u>95,504</u>	<u>95,504</u>
4211 S Cicero Ave				4217 S Cicero Ave				4220 S Cicero Ave
4250 S Cicero Ave				5049 S Kilbourn Ave				5105 W 55th St
5148 W 55th St								
42232 Neighborhood Lighting Infrastructure Stabilization / Archer Western TIF (NLIS)								
	Design	Feb-2020	Sep-2020	0A93 - TIF	2,120,000	182,570	1,151,210	1,937,430
	Construct.	Mar-2020	Dec-2025		<u>2,120,000</u>	<u>182,570</u>	<u>1,151,210</u>	<u>1,937,430</u>
2906 S Bonfield St				3058 S Keeley St				3350 S Damen Ave
3640 S Western Ave				3900 S Western Ave				

2024 - 2028 Capital Improvement Program

NEIGHBORHOOD INFRASTRUCTURE - LIGHTING

	Phase Start and End Dates			Fund	Total	Prior Years	2024	2024-2028
42234 Residential Street Light Imp. / Garfield Park / Midwest TIF Funded / Ward 28								
	Design	Dec-2018	Dec-2022	0621 - TIF	2,477,000	1,526,807	950,193	950,193
	Construct.	Sep-2019	Dec-2024		2,477,000	1,526,807	950,193	950,193
1-45 S Whipple St		1000-1200 S Washtenaw Ave			1100-1156 S Whipple St			
200-300 S Washtenaw Ave		200-354 N Kildare Ave			200-400 N Lavergne Ave			
2800-3000 W Taylor St		3800-3900 W Van Buren St			800-900 S Albany Ave			
On S Albany Ave From W Fifth Ave To W Van Buren St		On S Troy St From W Jackson Blvd To W Fifth Ave			On W Maypole Ave From N Pulaski Rd To N Hamlin Blvd			
42236 TIF Neighborhood Lighting Infrastructure Stabilization /Englewood Neighborhood TIF (NLIS)								
	Design	Jun-2020	Jul-2020	0908 - TIF	3,500,000	881,287	2,618,713	2,618,713
	Construct.	Sep-2020	Dec-2024		3,500,000	881,287	2,618,713	2,618,713
5825 S May St		5825 S Racine Ave						
42237 TIF Neighborhood Lighting Infrastructure Stabilization / Midwest Ind. Corr. TIF (NLIS)								
	Design	Nov-2020	Jan-2021	0621 - TIF	10,790,000	3,058,119	2,508,546	7,731,881
	Construct.	Feb-2021	Dec-2025		10,790,000	3,058,119	2,508,546	7,731,881
4560 W Congress Pkwy		4561 W Van Buren St			4601 W Harrison St			
On W Congress Pkwy From S Pulaski Rd To S Keeler Ave								
42238 TIF Neighborhood Lighting Infrastructure Stabilization / Northwest Ind. Corr. TIF (NLIS)								
	Design	Jul-2020	Sep-2020	0531 - TIF	2,335,000	171,289	1,126,346	2,163,711
	Construct.	Nov-2020	Dec-2025		2,335,000	171,289	1,126,346	2,163,711
372 N Laramie Ave		391 N Cicero Ave			395 N Lavergne Ave			
42239 TIF Neighborhood Lighting Infrastructure Stabilization / Ogden Pualski TIF (NLIS)								
	Design	Jun-2018	Dec-2021	0A73 - TIF	2,070,000	54,000	1,100,955	2,016,000
	Construct.	Aug-2018	Dec-2025		2,070,000	54,000	1,100,955	2,016,000
1906 S Central Park Ave		2329 S Pulaski Rd						

2024 - 2028 Capital Improvement Program

NEIGHBORHOOD INFRASTRUCTURE - LIGHTING

		Phase Start and End Dates		Fund	Total	Prior Years	2024	2024-2028
42240 TIF Neighborhood Lighting Infrastructure Stabilization / Stony Island Burnside (NLIS)								
	Design	Jun-2020	Jul-2020	0372 - TIF	1,900,000	253,197	1,072,631	1,646,803
	Construct.	Apr-2021	Dec-2025		<u>1,900,000</u>	<u>253,197</u>	<u>1,072,631</u>	<u>1,646,803</u>
1159 E 87th St		934 E 87th St					9458 S Woodlawn Ave	
42241 TIF Neighborhood Lighting Infrastructure Stabilization / Washington Park TIF (NLIS)								
	Design	May-2018	Aug-2018	0D23 - TIF	1,490,000	42,000	1,000,000	1,448,000
	Construct.	Sep-2018	Dec-2025		<u>1,490,000</u>	<u>42,000</u>	<u>1,000,000</u>	<u>1,448,000</u>
110 W 57th St		110 W 59th St					110 W 61st St	
6350 S State St								
42242 TIF Neighborhood Lighting Infrastructure Stabilization / West Woodlawn TIF (NLIS)								
	Design	Apr-2020	May-2020	0E04 - TIF	800,000	308,270	491,730	491,730
	Construct.	Nov-2022	Dec-2024		<u>800,000</u>	<u>308,270</u>	<u>491,730</u>	<u>491,730</u>
On S Dr Martin Luther King Jr Dr From E 61st St To E 62nd St								
42244 TIF Neighborhood Lighting Infrastructure Stabilization / Woodlawn TIF / (NLIS)								
	Design	Aug-2020	May-2021	0161 - TIF	2,020,000	718,835	295,903	1,301,165
	Construct.	Sep-2020	Dec-2025		<u>2,020,000</u>	<u>718,835</u>	<u>295,903</u>	<u>1,301,165</u>
1425 E 64th St		1426 E 63rd St					On E 65th St From S Dorchester Ave To S Stony Island Ave	
42253 TIF Neighborhood Lighting Infrastructure Stabilization / Belmont Central (NLIS)								
	Design	Mar-2020	Jul-2020	0906 - TIF	3,000,000	1,931,424	1,068,576	1,068,576
	Construct.	Jul-2020	Dec-2024		<u>3,000,000</u>	<u>1,931,424</u>	<u>1,068,576</u>	<u>1,068,576</u>
On N Laramie Ave From W Diversey Ave To W Fullerton Ave		On W Melrose St From N Major Ave To N Central Ave					On W Roscoe St From N Linder Ave To N Long Ave	
42254 TIF Neighborhood Lighting Infrastructure Stabilization / Western Ave. South (NLIS)								
	Design	Oct-2020	Dec-2021	0913 - TIF	3,450,000	1,097,764	2,352,236	2,352,236
	Construct.	May-2020	Dec-2024		<u>3,450,000</u>	<u>1,097,764</u>	<u>2,352,236</u>	<u>2,352,236</u>
On N Maplewood Ave From W Berteau Ave To W Belle Plaine		On N Rockwell St From W Addison St To W Melrose St					On W Addison St From N Western Ave To N California Ave	

2024 - 2028 Capital Improvement Program

NEIGHBORHOOD INFRASTRUCTURE - LIGHTING

Phase Start and End Dates				Fund	Total	Prior Years	2024	2024-2028
42255 TIF Neighborhood Lighting Infrastructure Stabilization / 51st Archer / (NLIS)								
	Design	Mar-2020	Jul-2020	0106 - TIF	1,600,000	840,121	759,879	759,879
	Construct.	Aug-2020	Dec-2024		1,600,000	840,121	759,879	759,879
On S Millard Ave From W 51st St To W 52nd St		On S Millard Ave From W 52nd St To W 53rd St			On S St Louis Ave From W 51st St To W 57th St			
42256 TIF Neighborhood Lighting Infrastructure Stabilization / 35th Halsted / (NLIS)								
	Design	Feb-2020	May-2020	0186 - TIF	2,000,000	953,049	1,046,951	1,046,951
	Construct.	Apr-2021	Dec-2024		2,000,000	953,049	1,046,951	1,046,951
On S Ashland Ave From W 33rd St To W 37th St								
42257 TIF Neighborhood Lighting Infrastructure Stabilization / 35th State TIF / (NLIS)								
	Design	Feb-2020	Mar-2020	0956 - TIF	100,000	0	100,000	100,000
	Construct.	Mar-2020	Dec-2024		100,000	0	100,000	100,000
118 W 33rd St		3329 S La Salle St						
42259 TIF Neighborhood Lighting Infrastructure Stabilization / 47th Ashland TIF / (NLIS)								
	Design	Feb-2020	Feb-2021	0966 - TIF	2,000,000	1,826,696	59,186	173,304
	Construct.	Apr-2021	Dec-2026		2,000,000	1,826,696	59,186	173,304
On S Ashland Ave From W 43rd St To W 51st St								
42260 TIF Neighborhood Lighting Infrastructure Stabilization / 47th Halsted TIF / (NLIS)								
	Design	Jan-2019	Dec-2022	0964 - TIF	2,500,000	127,851	1,372,149	2,372,149
	Construct.	Sep-2019	Dec-2025		2,500,000	127,851	1,372,149	2,372,149
107 W Garfield Blvd		4900 S Aberdeen St			4900 S Morgan St			
4900 S Racine Ave								
42261 TIF Neighborhood Lighting Infrastructure Stabilization / 47th State TIF / (NLIS)								
	Design	Mar-2020	Jan-2021	0A03 - TIF	3,000,000	1,170,361	1,829,639	1,829,639
	Construct.	Jul-2021	Dec-2024		3,000,000	1,170,361	1,829,639	1,829,639
On S Michigan Ave From E 51st St To E Garfield Blvd		On S Wabash Ave From E 51st St To E 53rd St						

2024 - 2028 Capital Improvement Program

NEIGHBORHOOD INFRASTRUCTURE - LIGHTING

		Phase Start and End Dates		Fund	Total	Prior Years	2024	2024-2028
42263 TIF Neighborhood Lighting Infrastructure Stabilization / 47th King TIF / (NLIS)								
	Design	Apr-2020	Dec-2022	0967 - TIF	1,400,000	187,477	316,523	1,212,523
	Construct.	Oct-2020	Jun-2026		<u>1,400,000</u>	<u>187,477</u>	<u>316,523</u>	<u>1,212,523</u>
4000 S Calumet Ave		4000 S Michigan Ave			4000 S Prairie Ave			
4731 S Calumet Ave								
42264 TIF Neighborhood Lighting Infrastructure Stabilization / 53rd St. TIF / (NLIS)								
	Construct.	Mar-2021	Dec-2024	0905 - TIF	1,055,000	733,761	321,239	321,239
					<u>1,055,000</u>	<u>733,761</u>	<u>321,239</u>	<u>321,239</u>
On S Lake Park Ave From E 49th St To E 53rd St								
42265 TIF Neighborhood Lighting Infrastructure Stabilization / Canal Congress TIF / (NLIS)								
	Design	Feb-2020	Dec-2022	0771 - TIF	946,601	287,654	658,947	658,947
	Construct.	Jul-2022	Dec-2024		<u>946,601</u>	<u>287,654</u>	<u>658,947</u>	<u>658,947</u>
On S Jefferson St From W Jackson Blvd To W Van Buren St On W Van Buren St From S Desplaines St To S Canal St								
42266 TIF Neighborhood Lighting Infrastructure Stabilization / Stevenson Brighton TIF / (NLIS)								
	Design	Mar-2020	Jun-2020	0A61 - TIF	1,500,000	8,272	142,197	1,491,728
	Construct.	Aug-2020	Dec-2025		<u>1,500,000</u>	<u>8,272</u>	<u>142,197</u>	<u>1,491,728</u>
3500 S Kedzie Ave		3700 S Albany Ave			3700 S Kedzie Ave			
42268 TIF Neighborhood Lighting Infrastructure Stabilization / Pilsen Ind. Corr. TIF / (NLIS)								
	Design	Oct-2018	Jun-2022	0136 - TIF	1,985,000	305,622	679,378	1,679,378
	Construct.	Jan-2019	Dec-2025		<u>1,985,000</u>	<u>305,622</u>	<u>679,378</u>	<u>1,679,378</u>
2600 S Senour Ave		2640 S Throop St			2835 S Lock St			
42269 TIF Neighborhood Lighting Infrastructure Stabilization / Galewood Armitage TIF / (NLIS)								
	Design	Mar-2021	Dec-2021	0526 - TIF	1,500,000	693,998	103,389	806,002
	Construct.	May-2021	Dec-2025		<u>1,500,000</u>	<u>693,998</u>	<u>103,389</u>	<u>806,002</u>
1836 N Cicero Ave		1913 N Laramie Ave			On N Long Ave From W Grand Ave To W Fullerton Ave			

2024 - 2028 Capital Improvement Program

NEIGHBORHOOD INFRASTRUCTURE - LIGHTING

		Phase Start and End Dates		Fund	Total	Prior Years	2024	2024-2028
42270 TIF Neighborhood Lighting Infrastructure Stabilization / Belmont Cicero TIF / (NLIS)								
	Design	Nov-2020	Dec-2021	0101 - TIF	1,200,000	839,660	360,340	360,340
	Construct.	May-2022	Dec-2024		1,200,000	839,660	360,340	360,340
On N Cicero Ave From W Grace St To W Roscoe St								
42271 TIF Neighborhood Lighting Infrastructure Stabilization / West Irving Park TIF / (NLIS)								
	Design	Oct-2020	May-2021	0357 - TIF	1,400,000	585,631	814,369	814,369
	Construct.	Jul-2021	Dec-2024		1,400,000	585,631	814,369	814,369
On N Natchez Ave From W Dakin St To W Irving Park Rd			On N Neenah Ave From W Irving Park Rd To W Dakin St			On W Dakin St From N Neenah Ave To N Natchez Ave		
42272 TIF Neighborhood Lighting Infrastructure Stabilization / Western Ave. North TIF / (NLIS)								
	Construct.	Oct-2022	Dec-2024	0170 - TIF	1,557,000	649,565	907,435	907,435
					1,557,000	649,565	907,435	907,435
On N Damen Ave From W Argyle St To W Foster Ave			On W Foster Ave From N Leavitt St To N Damen Ave					
42280 TIF Neighborhood Lighting Infrastructure Stabilization / Addison South TIF / (NLIS)								
	Design	Oct-2020	Dec-2021	0A64 - TIF	2,015,000	1,176,008	838,992	838,992
	Construct.	Aug-2021	Dec-2024		2,015,000	1,176,008	838,992	838,992
On N Campbell Ave From W Belmont Ave To W Barry Ave			On W Barry Ave From N Campbell Ave To N Western Ave					
42281 TIF Neighborhood Lighting Infrastructure Stabilization / Kennedy Kimball TIF / (NLIS)								
	Design	May-2021	Nov-2021	0A68 - TIF	645,000	204,600	440,400	440,400
	Construct.	Mar-2024	Dec-2025		645,000	204,600	440,400	440,400
3200 W Belmont Ave			3300 N Kimball Ave			3346 N Kimball Ave		
42283 TIF Neighborhood Lighting Infrastructure Stabilization / Chicago Kingsbury TIF / (NLIS)								
	Design	Feb-2020	Mar-2020	0126 - TIF	6,800,000	540,000	6,260,000	6,260,000
	Construct.	Mar-2024	Dec-2024		6,800,000	540,000	6,260,000	6,260,000
342 W Erie St			407 W Superior St					

2024 - 2028 Capital Improvement Program

NEIGHBORHOOD INFRASTRUCTURE - LIGHTING

		Phase Start and End Dates		Fund	Total	Prior Years	2024	2024-2028
42284 TIF Neighborhood Lighting Infrastructure Stabilization / Lawrence Kedzie TIF / (NLIS)								
	Design	Nov-2020	Dec-2021	0154 - TIF	950,000	284,099	665,901	665,901
	Construct.	Apr-2022	Dec-2024		950,000	284,099	665,901	665,901
On N Kimball Ave From W Carmen Ave To W Argyle St								
42302 TIF Neighborhood Lighting Infrastructure Stabilization / Fullerton Milwaukee TIF / (NLIS)								
	Design	Mar-2020	Jan-2023	0637 - TIF	4,000,000	216,959	1,891,521	3,783,041
	Construct.	Aug-2024	Dec-2025		4,000,000	216,959	1,891,521	3,783,041
On N California Ave From W Carmen Ave To W Foster Ave			On W Foster Ave From N Francisco Ave To N California Ave					
42304 TIF Neighborhood Lighting Infrastructure Stabilization / Greater SW. Ind. Corr West TIF / (NLIS)								
	Design	Oct-2020	Jan-2021	0377 - TIF	1,540,000	451,268	1,088,732	1,088,732
	Construct.	Nov-2022	Dec-2024		1,540,000	451,268	1,088,732	1,088,732
4000-4200 W 77th St								
42306 TIF Neighborhood Lighting Infrastructure Stabilization / Western Rock Island TIF / (NLIS)								
	Design	Mar-2020	Mar-2020	0A56 - TIF	82,198	67,198	15,000	15,000
	Construct.	Apr-2020	Dec-2024		82,198	67,198	15,000	15,000
10240 S Western Ave			10333 S Western Ave					
42307 TIF Neighborhood Lighting Infrastructure Stabilization / LaSalle Central TIF / (NLIS)								
	Design	Apr-2021	Dec-2022	0A50 - TIF	4,800,000	193,738	4,606,262	4,606,262
	Construct.	May-2021	Dec-2024		4,800,000	193,738	4,606,262	4,606,262
212 S Clark St			225 S Franklin St			248 W Quincy St		
42308 TIF Neighborhood Lighting Infrastructure Stabilization / Lawrence Broadway TIF / (NLIS)								
	Design	May-2021	Dec-2021	0911 - TIF	2,200,000	558,731	1,040,269	1,641,269
	Construct.	Oct-2022	Dec-2025		2,200,000	558,731	1,040,269	1,641,269
On N Sheridan Rd From W Ainslie St To W Lakeside Pl								

2024 - 2028 Capital Improvement Program

NEIGHBORHOOD INFRASTRUCTURE - LIGHTING

		Phase Start and End Dates		Fund	Total	Prior Years	2024	2024-2028
42314 TIF Neighborhood Lighting Infrastructure Stabilization / Lincoln Ave. TIF / (NLIS)								
	Design	Sep-2020	Dec-2020	0538 - TIF	1,500,000	704,520	795,480	795,480
	Construct.	Mar-2021	Dec-2024		1,500,000	704,520	795,480	795,480
On N California Ave From W Peterson Ave To N Lincoln Ave								
42317 TIF Neighborhood Lighting Infrastructure Stabilization / 63rd Pulaski TIF / (NLIS)								
	Design	Mar-2020	Apr-2021	0188 - TIF	2,000,000	489,495	1,510,505	1,510,505
	Construct.	Apr-2021	Dec-2024		2,000,000	489,495	1,510,505	1,510,505
On S Keeler Ave From W 51st St To W 54th St			On S Knox Ave From W 60th St To W 61st St					
42320 TIF Neighborhood Lighting Infrastructure Stabilization / Diversey Narragansett TIF / (NLIS)								
	Design	Mar-2020	Jul-2021	0959 - TIF	1,000,000	942,776	57,224	57,224
	Construct.	Mar-2021	Dec-2024		1,000,000	942,776	57,224	57,224
On N Narragansett Ave From W Fullerton Ave To W			On N Natoma Ave From W George St To W Diversey Ave					
42321 TIF Neighborhood Lighting Infrastructure Stabilization / Cicero Archer TIF / (NLIS)								
	Design	Mar-2020	Jul-2020	0051 - TIF	1,065,000	752,500	312,500	312,500
	Construct.	Aug-2022	Dec-2024		1,065,000	752,500	312,500	312,500
On S Cicero Ave From W 50th St To W 53rd St								
42322 TIF Neighborhood Lighting Infrastructure Stabilization / Elston Armstrong TIF / (NLIS)								
	Design	Nov-2020	Apr-2021	0A63 - TIF	800,000	333,849	466,151	466,151
	Construct.	May-2021	Dec-2024		800,000	333,849	466,151	466,151
On N Linder Ave From W Bryn Mawr Ave To W Catalpa Ave								
42323 TIF Neighborhood Lighting Infrastructure Stabilization / 26th King TIF / (NLIS)								
	Design	Mar-2020	Mar-2020	0A55 - TIF	30,000	0	30,000	30,000
	Construct.	Apr-2020	Dec-2024		30,000	0	30,000	30,000
101 E 25th St			67 E 25th St					

2024 - 2028 Capital Improvement Program

NEIGHBORHOOD INFRASTRUCTURE - LIGHTING

Phase Start and End Dates				Fund	Total	Prior Years	2024	2024-2028
42324 TIF Neighborhood Lighting Infrastructure Stabilization / Montrose Clarendon TIF / (NLIS)								
Design	Oct-2020	Dec-2020		0E01 - TIF	500,000	67,500	300,000	432,500
Construct.	Feb-2023	Dec-2025			<u>500,000</u>	<u>67,500</u>	<u>300,000</u>	<u>432,500</u>
On W Montrose Ave From N Dayton St To N Marine Dr								
42325 TIF Neighborhood Lighting Infrastructure Stabilization / Foster California TIF / (NLIS)								
Design	Mar-2020	Oct-2022		0D21 - TIF	515,000	101,000	214,000	414,000
Construct.	Aug-2024	Dec-2025			<u>515,000</u>	<u>101,000</u>	<u>214,000</u>	<u>414,000</u>
On W Foster Ave From N California Ave To N Francisco Ave								
42326 TIF Neighborhood Lighting Infrastructure Stabilization / Wilson Yard TIF / (NLIS)								
Design	Oct-2020	Dec-2020		0914 - TIF	2,400,000	840,641	629,359	1,559,359
Construct.	Feb-2023	Dec-2025			<u>2,400,000</u>	<u>840,641</u>	<u>629,359</u>	<u>1,559,359</u>
On W Montrose Ave From N Clifton Ave To N Dayton St								
42333 TIF Neighborhood Lighting Infrastructure Stabilization / Lawrence Pulaski TIF / (NLIS)								
Design	Feb-2021	Dec-2023		0973 - TIF	1,600,000	1,070,025	250,000	529,975
Construct.	Dec-2024	Dec-2025			<u>1,600,000</u>	<u>1,070,025</u>	<u>250,000</u>	<u>529,975</u>
On W Lawrence Ave From N Lowell Ave To N Pulaski Rd								
42335 TIF Neighborhood Lighting Infrastructure Stabilization / Devon Sheridan TIF / (NLIS)								
Design	Jan-2023	Dec-2024		0A05 - TIF	530,000	30,000	250,000	500,000
Construct.	May-2024	Dec-2025			<u>530,000</u>	<u>30,000</u>	<u>250,000</u>	<u>500,000</u>
1349 W Columbia Ave			1356 W Pratt Blvd					
42336 TIF Neighborhood Lighting Infrastructure Stabilization / Armitage Pulaski TIF / (NLIS)								
Design	Jun-2020	Oct-2020		0A58 - TIF	30,000	0	30,000	30,000
Construct.	May-2021	Dec-2024			<u>30,000</u>	<u>0</u>	<u>30,000</u>	<u>30,000</u>
1954 N Tripp Ave			2006 N Karlov Ave			2014 N Kedvale Ave		

2024 - 2028 Capital Improvement Program

NEIGHBORHOOD INFRASTRUCTURE - LIGHTING

		Phase Start and End Dates		Fund	Total	Prior Years	2024	2024-2028
42337 TIF Neighborhood Lighting Infrastructure Stabilization / Hollywood Sheridan TIF / (NLIS)								
	Design	May-2020	Dec-2021	0A67 - TIF	800,000	202,467	52,533	597,533
	Construct.	Feb-2021	Dec-2025		800,000	202,467	52,533	597,533
1110-1119 W Granville Ave		On N Sheridan Rd From W Catalpa Ave To W Bryn Mawr Ave						
42338 TIF Neighborhood Lighting Infrastructure Stabilization / Avondale TIF / (NLIS)								
	Design	Jun-2020	Jul-2020	0A78 - TIF	305,000	81,400	223,600	223,600
	Construct.	Apr-2023	Dec-2025		305,000	81,400	223,600	223,600
3820-3830 N Pulaski Rd		3830-3840 N Pulaski Rd						
42339 TIF Neighborhood Lighting Infrastructure Stabilization / Jefferson Roosevelt TIF / (NLIS)								
	Design	May-2020	Sep-2021	0500 - TIF	2,500,000	899,793	1,600,207	1,600,207
	Construct.	Apr-2023	Dec-2024		2,500,000	899,793	1,600,207	1,600,207
On W Polk St From S Desplaines St To S Clinton St								
42348 TIF Neighborhood Lighting Infrastructure Stabilization / LaSalle Central TIF / (NLIS)								
	Construct.	Aug-2023	Dec-2025	0A50 - TIF	750,000	639,840	110,160	110,160
				0C41 - Bond	250,000	0	0	250,000
					1,000,000	639,840	110,160	360,160
On W Jackson Blvd From S Wacker Dr To S La Salle St								
42741 Ornamental Lighting Replacement - 24th/Michigan TIF								
	Construct.	Mar-2023	Dec-2024	0571 - TIF	610,000	201,643	408,357	408,357
					610,000	201,643	408,357	408,357
On E 23rd St From S State St To S Indiana Ave		On E 24th St From S Wabash Ave To S Indiana Ave						
42742 Ornamental Lighting Replacement - 35th/Halsted TIF								
	Construct.	Feb-2023	Dec-2024	0186 - TIF	100,000	8,000	92,000	92,000
					100,000	8,000	92,000	92,000
On W 33rd Pl From S Throop St To S Racine Ave		S Throop St And W 33rd St						

2024 - 2028 Capital Improvement Program

NEIGHBORHOOD INFRASTRUCTURE - LIGHTING

	Phase Start and End Dates			Fund	Total	Prior Years	2024	2024-2028
42747 Ornamental Lighting Replacement - Central West TIF								
	Construct.	Dec-2020	Dec-2024	0215 - TIF	40,000	0	40,000	40,000
					40,000	0	40,000	40,000
On N Ashland Ave From W Maypole Ave To W Lake St								
42749 Ornamental Lighting Replacement - Devon/Sheridan TIF								
	Construct.	Jan-2023	Dec-2024	0A05 - TIF	60,000	16,224	43,776	43,776
					60,000	16,224	43,776	43,776
W Devon Ave And N Sheridan Rd								
42750 Ornamental Lighting Replacement - Fullerton/Milwaukee TIF								
	Construct.	Feb-2023	Dec-2024	0637 - TIF	70,000	58,476	11,524	11,524
					70,000	58,476	11,524	11,524
On N California Ave From W Palmer St To N Milwaukee Ave								
42751 Ornamental Lighting Replacement - Hollywood/Sheridan TIF								
	Construct.	Mar-2022	Dec-2024	0A67 - TIF	120,000	82,140	37,860	37,860
					120,000	82,140	37,860	37,860
On W Bryn Mawr Ave From N Sheridan Rd To N Lake Shore Dr			On W Thorndale Ave From N Broadway To N Winthrop Ave					
42752 Ornamental Lighting Replacement - Homan Arthington TIF								
	Construct.	Apr-2024	Dec-2025	0307 - TIF	80,000	20,649	55,351	59,351
					80,000	20,649	55,351	59,351
On W Arthington St From S Homan Ave To S Spaulding Ave								
42753 Ornamental Lighting Replacement - Kinzie Ind. Corridor TIF								
	Construct.	Oct-2020	Dec-2024	0180 - TIF	880,000	818,654	61,346	61,346
					880,000	818,654	61,346	61,346
On N Ashland Ave From W Lake St To W Walnut St			On W Lake St From N Western Ave To N Damen Ave					

2024 - 2028 Capital Improvement Program

NEIGHBORHOOD INFRASTRUCTURE - LIGHTING

		Phase Start and End Dates		Fund	Total	Prior Years	2024	2024-2028
42754 Ornamental Lighting Replacement - LaSalle Central TIF								
	Construct.	Feb-2022	Dec-2025	0A50 - TIF	1,580,000	1,308,946	231,054	271,054
					<u>1,580,000</u>	<u>1,308,946</u>	<u>231,054</u>	<u>271,054</u>
On S Clark St From W Adams St To W Marble Pl		On W Adams St From S Wells St To S La Salle St						
42755 Ornamental Lighting Replacement - Lawrence/Kedzie TIF								
	Construct.	Mar-2023	Dec-2024	0154 - TIF	160,000	126,644	33,356	33,356
					<u>160,000</u>	<u>126,644</u>	<u>33,356</u>	<u>33,356</u>
On W Lawrence Ave From N Drake Ave To N Sawyer Ave								
42756 Ornamental Lighting Replacement - Michigan/Cermak TIF								
	Construct.	Mar-2025	Dec-2025	0037 - TIF	70,000	0	0	70,000
					<u>70,000</u>	<u>0</u>	<u>0</u>	<u>70,000</u>
On E Cermak Rd From S State St To S Prairie Ave								
42757 Ornamental Lighting Replacement - Midwest TIF								
	Construct.	Mar-2024	Dec-2024	0621 - TIF	130,000	98,667	31,333	31,333
					<u>130,000</u>	<u>98,667</u>	<u>31,333</u>	<u>31,333</u>
On N Central Park Dr From W Schraeder Dr To W Lake St								
42758 Ornamental Lighting Replacement - Near North TIF								
	Construct.	Mar-2024	Dec-2024	0102 - TIF	30,000	15,225	14,775	14,775
					<u>30,000</u>	<u>15,225</u>	<u>14,775</u>	<u>14,775</u>
On N Sedgwick St From W Blackhawk St To W North Ave								
42760 Ornamental Lighting Replacement - Northwest Industrial Corridor TIF								
	Construct.	Jan-2023	Dec-2024	0531 - TIF	120,000	85,791	34,209	34,209
					<u>120,000</u>	<u>85,791</u>	<u>34,209</u>	<u>34,209</u>
N Laramie Ave And W Lake St		N Pulaski Rd And W Lake St						

2024 - 2028 Capital Improvement Program

NEIGHBORHOOD INFRASTRUCTURE - LIGHTING

		Phase Start and End Dates		Fund	Total	Prior Years	2024	2024-2028
42767 Ornamental Lighting Replacement - Western Ave. North TIF								
	Construct.	Mar-2024	Dec-2024	0170 - TIF	400,000	312,182	87,818	87,818
					<u>400,000</u>	<u>312,182</u>	<u>87,818</u>	<u>87,818</u>
On N Damen Ave From W Eastwood Ave To W Leland Ave		On N Lincoln Ave From W Montrose Ave To W Lawrence Ave						
42768 Ornamental Lighting Replacement - Western Ave. South								
	Construct.	Jan-2023	Dec-2024	0913 - TIF	620,000	0	620,000	620,000
					<u>620,000</u>	<u>0</u>	<u>620,000</u>	<u>620,000</u>
On W Irving Park Rd From N Rockwell St To N Ravenswood Ave								
42770 Ornamental Lighting Replacement - Western Rock Island TIF								
	Construct.	Feb-2022	Dec-2024	0A56 - TIF	170,000	151,185	18,815	18,815
					<u>170,000</u>	<u>151,185</u>	<u>18,815</u>	<u>18,815</u>
On W 103rd St From S Longwood Dr To S Wood St								
42771 Ornamental Lighting Replacement - Wilson Yard TIF								
	Construct.	Jan-2023	Dec-2025	0914 - TIF	200,000	0	200,000	200,000
					<u>200,000</u>	<u>0</u>	<u>200,000</u>	<u>200,000</u>
On N Broadway From W Montrose Ave To W Leland Ave								
42775 Decorative Light Pole replacement / LaSalle Central TIF District								
	Construct.	May-2021	Dec-2025	0A50 - TIF	3,702,000	1,107,647	1,242,353	2,594,353
					<u>3,702,000</u>	<u>1,107,647</u>	<u>1,242,353</u>	<u>2,594,353</u>
On S La Salle St From W Adams St To W Lake St								
42843 Wellington from Halsted to Sheffield Street Lighting - Illinois Masonic								
	Design	Sep-2020	Nov-2020	0G01 - Other	335,000	71,678	160,000	263,322
	Construct.	Dec-2020	Dec-2025		<u>335,000</u>	<u>71,678</u>	<u>160,000</u>	<u>263,322</u>
On W Wellington Ave From N Halsted St To N Sheffield Ave								

2024 - 2028 Capital Improvement Program

NEIGHBORHOOD INFRASTRUCTURE - LIGHTING

	Phase Start and End Dates			Fund	Total	Prior Years	2024	2024-2028
42932 TIF Neighborhood Lighting Infrastructure Stabilization / Madison Austin TIF # 75 (NLIS)								
	Design	Jan-2021	Dec-2022	0548 - TIF	2,040,000	8,766	1,031,234	2,031,234
	Construct.	Apr-2024	Dec-2025		<u>2,040,000</u>	<u>8,766</u>	<u>1,031,234</u>	<u>2,031,234</u>
119 N Kenton Ave	22 N Lamon Ave				238 N Long Ave			
340 N Lorel Ave	3902 W Wilcox St				4124 W Monroe St			
4446 W Madison St	4606 W Adams St				5214 W Kinzie St			
5416 W Madison St	5511 W Madison St				5519 W Madison St			
5661 W Race Ave	5661 W West End Ave							
43020 Lighting Stabilization - 2021 - Various Locations								
	Construct.	May-2023	Dec-2024	0C72 - Bond	1,125,000	775,961	349,039	349,039
					<u>1,125,000</u>	<u>775,961</u>	<u>349,039</u>	<u>349,039</u>
43050 Full Circuit Replacement - Residential Lighting - 2022								
	Construct.	Jan-2022	Dec-2025	0C74 - Bond	9,200,000	6,569,498	1,992,039	2,630,502
					<u>9,200,000</u>	<u>6,569,498</u>	<u>1,992,039</u>	<u>2,630,502</u>
43053 Lighting Stabilization - 2022 - Various Locations								
	Construct.	May-2022	Dec-2024	0C74 - Bond	1,125,000	724,564	400,436	400,436
					<u>1,125,000</u>	<u>724,564</u>	<u>400,436</u>	<u>400,436</u>
43113 Hazardous Pole Replacement - 2023								
	Construct.	Jan-2023	Dec-2024	0C78 - Bond	9,000,000	25,197	8,974,803	8,974,803
					<u>9,000,000</u>	<u>25,197</u>	<u>8,974,803</u>	<u>8,974,803</u>
43115 Full Circuit Replacement - Residential Lighting - 2024								
	Construct.	Jan-2024	Dec-2024	0C80 - Bond	33,578,000	0	16,789,000	33,578,000
					<u>33,578,000</u>	<u>0</u>	<u>16,789,000</u>	<u>33,578,000</u>
43116 Full Circuit Replacement - Residential Lighting - 2025								
	Construct.	Jan-2025	Dec-2025	0GOF - Bond	20,000,000	0	0	20,000,000
					<u>20,000,000</u>	<u>0</u>	<u>0</u>	<u>20,000,000</u>

2024 - 2028 Capital Improvement Program

NEIGHBORHOOD INFRASTRUCTURE - LIGHTING

	Phase Start and End Dates			Fund	Total	Prior Years	2024	2024-2028
43117 Full Circuit Replacement - Arterial Lighting - 2023								
	Construct.	Jan-2023	Dec-2024	0C65 - Bond	6,700,000	0	6,700,000	6,700,000
				0C78 - Bond	10,261,001	2,782,205	7,478,796	7,478,796
					16,961,001	2,782,205	14,178,796	14,178,796
43118 Full Circuit Replacement - Arterial Lighting - 2024								
	Construct.	Jan-2024	Dec-2024	0C80 - Bond	17,510,000	0	1,510,000	17,510,000
					17,510,000	0	1,510,000	17,510,000
43119 Full Circuit Replacement - Arterial Lighting - 2025								
	Construct.	Jan-2025	Dec-2025	0GOF - Bond	20,000,000	0	0	20,000,000
					20,000,000	0	0	20,000,000
43120 Lighting Stabilization - 2023 - Various Locations								
	Construct.	Jan-2023	Dec-2024	0C78 - Bond	4,640,000	141,284	3,332,741	4,498,716
					4,640,000	141,284	3,332,741	4,498,716
43121 Lighting Stabilization - 2024 - Various Locations								
	Construct.	Jan-2024	Dec-2025	0C80 - Bond	4,779,200	0	2,779,200	4,779,200
					4,779,200	0	2,779,200	4,779,200

2024 - 2028 Capital Improvement Program

NEIGHBORHOOD INFRASTRUCTURE - LIGHTING

		Phase Start and End Dates		Fund	Total	Prior Years	2024	2024-2028
43391 Full Circuit Replacement - Arterial Lighting - 2021								
	Design	Jan-2022	Mar-2023	0C65 - Bond	4,000,000	4,000,000	0	0
	Construct.	Dec-2021	Dec-2024	0C72 - Bond	7,500,001	3,293,499	4,206,502	4,206,502
					11,500,001	7,293,499	4,206,502	4,206,502
4570 W North Ave	9508 S Oglesby Ave			On N Lake Shore Dr From W Diversey Pkwy To W Belmont Ave				
On N Laramie Ave From W Diversey Ave To W Belmont Ave	On N Laramie Ave From W Grand Ave To W Palmer St			On N Oak Park Ave From W Addison St To W Roscoe St				
On N Sheffield Ave From N Marcey St To N Clybourn Ave	On S Brainard Ave From S Brandon Ave To S Carondelet Ave			On S California Ave From W Lithuanian Plaza Ct To W 71st St				
On S Exchange Ave From E 73rd St To E 75th St	On S Halsted St From W 45th St To W 47th St			On S Kedzie Ave From W Ogden Ave To W 19th St				
On S Pulaski Rd From W 31st St To W 33rd St	On S Racine Ave From W Garfield Blvd To W 53rd St			On S Sacramento Blvd From W Jackson Blvd To W Madison St				
On S Sacramento Dr From W Ogden Ave To W 19th St	On S State St From E 45th St To E 47th St			On S Stony Island Ave From E 77th St To E 79th St				
On S Vincennes Ave From W 105th St To W 107th St	On S Western Ave From W Pershing Rd To W 41st St			On W 43rd St From S Wood St To S Ashland Ave				
On W Bryn Mawr Ave From N Parkside Ave To N Elston Ave	On W Cullerton St From S Blue Island Ave To S Throop St			On W Garfield Blvd From S Aberdeen St To S Morgan St				
On W Roosevelt Rd From S Sacramento Dr To S California Blvd								
43505 West Side Infrastructure Imp. / various locations / TIF Funded / Lighting Portion								
	Construct.	Feb-2021	Dec-2024	0180 - TIF	1,740,000	978,273	761,727	761,727
					1,740,000	978,273	761,727	761,727
43511 Peterson/Pulaski Ornamental Lighting								
	Construct.	Jan-2023	Dec-2024	0316 - TIF	140,000	80,000	60,000	60,000
					140,000	80,000	60,000	60,000
3900-4000 W Devon Ave	4000-4200 W Peterson Ave							
43567 Residential Lighting Project / Lawrence/Kedzie TIF District								
	Design	May-2023	Dec-2024	0154 - TIF	280,000	210,760	69,240	69,240
					280,000	210,760	69,240	69,240
3200 W Lawrence Ave								

2024 - 2028 Capital Improvement Program

NEIGHBORHOOD INFRASTRUCTURE - LIGHTING

		Phase Start and End Dates		Fund	Total	Prior Years	2024	2024-2028
43684 Garfield Park ROW Inf. - Residential Lighting Project / Kinzie Industrial Corr								
	Design	Feb-2020	Sep-2020	0180 - TIF	2,120,000	1,081,022	500,000	1,038,978
	Construct.	Jul-2021	Dec-2025		2,120,000	1,081,022	500,000	1,038,978
667 E 100th St	On W Music Court Dr From S Hamlin Blvd To S Woodward Dr				On W Schraeder Dr From W Maypole Ave To N Central Park Dr			
On W Washington Blvd From N Ashland Ave To N Wood St								
43874 Neighborhood Lighting Infrastructure Stabilization - North Pullman TIF (NLIS)								
	Design	Oct-2021	Dec-2024	0A95 - TIF	1,210,000	140,826	670,000	1,069,174
	Construct.	Feb-2025	Dec-2025		1,210,000	140,826	670,000	1,069,174
1500 E 103rd St	450 E 109th St		548 E 107th St					
600 E 105th St	650 E 103rd St		667 E 100th St					
43970 Full Circuit Replacement - Residential Lighting - 2026								
	Construct.	Jan-2026	Dec-2028	OGOF - Bond	20,000,000	0	0	20,000,000
					20,000,000	0	0	20,000,000
43971 Full Circuit Replacement - Arterial Lighting - 2026								
	Construct.	Jan-2026	Dec-2028	OGOF - Bond	20,000,000	0	0	19,000,000
					20,000,000	0	0	19,000,000
43972 Lighting Stabilization - 2026 - Various Locations								
	Construct.	Jan-2026	Dec-2026	OGOF - Bond	1,000,000	0	0	1,000,000
					1,000,000	0	0	1,000,000
44335 Westside Residential Lighting-(Midwest and Western/Ogden TIF)								
	Design	Apr-2022	Oct-2022	0621 - TIF	2,687,000	1,247,308	739,692	1,439,692
	Construct.	Jun-2022	Dec-2025	0798 - TIF	1,104,000	591,173	393,827	512,827
					3,791,000	1,838,481	1,133,519	1,952,519
45633 Full Circuit Replacement - Residential Lighting - 2027								
	Construct.	Jan-2027	Dec-2029	OGOF - Bond	21,218,000	0	0	12,218,000
					21,218,000	0	0	12,218,000

2024 - 2028 Capital Improvement Program

NEIGHBORHOOD INFRASTRUCTURE - LIGHTING

	Phase Start and End Dates			Fund	Total	Prior Years	2024	2024-2028
45634 Full Circuit Replacement - Residential Lighting - 2028								
	Construct.	Jan-2028	Dec-2028	OGOF - Bond	21,854,540	0	0	3,000,000
					21,854,540	0	0	3,000,000
45636 Full Circuit Replacement - Arterial Lighting - 2027								
	Construct.	Jan-2027	Dec-2027	OGOF - Bond	20,000,000	0	0	9,000,000
					20,000,000	0	0	9,000,000
45637 Full Circuit Replacement - Arterial Lighting - 2028								
	Construct.	Jan-2028	Dec-2030	OGOF - Bond	21,854,540	0	0	2,000,000
					21,854,540	0	0	2,000,000
45672 Lighting Stabilization - 2027 - Various Locations								
	Construct.	Jan-2027	Dec-2027	OGOF - Bond	3,000,000	0	0	3,000,000
					3,000,000	0	0	3,000,000
45674 Lighting Stabilization - 2028 - Various Locations								
	Construct.	Jan-2028	Dec-2028	OGOF - Bond	3,000,000	0	0	3,000,000
					3,000,000	0	0	3,000,000
45741 Hazardous Pole Replacement - 2025								
	Construct.	Jan-2025	Dec-2025	OGOF - Bond	18,000,000	0	0	18,000,000
					18,000,000	0	0	18,000,000
45742 Hazardous Pole Replacement - 2026								
	Construct.	Jan-2026	Dec-2026	OTBD - Other	18,000,000	0	0	18,000,000
					18,000,000	0	0	18,000,000
45743 Hazardous Pole Replacement - 2027								
	Construct.	Jan-2027	Dec-2027	OTBD - Other	18,000,000	0	0	18,000,000
					18,000,000	0	0	18,000,000

2024 - 2028 Capital Improvement Program

NEIGHBORHOOD INFRASTRUCTURE - LIGHTING

	Phase Start and End Dates			Fund	Total	Prior Years	2024	2024-2028
45744 Hazardous Pole Replacement - 2028								
	Construct.	Jan-2028	Dec-2028	OTBD - Other	18,000,000	0	0	18,000,000
					<u>18,000,000</u>	<u>0</u>	<u>0</u>	<u>18,000,000</u>
LIGHTING Total					\$512,974,221	\$79,926,341	\$123,374,682	\$373,338,800

2024 - 2028 Capital Improvement Program

NEIGHBORHOOD INFRASTRUCTURE - NEW STREET CONSTRUCTION

		Phase Start and End Dates		Fund	Total	Prior Years	2024	2024-2028
43047 WPA Street Replacement Program - 2022 WPA design list								
	Design	Sep-2021	Dec-2025	0C74 - Bond	21,723,705	3,398,723	8,131,853	18,324,982
	Construct.	Mar-2023	Dec-2026	0C78 - Bond	1,308,327	1,308,327	0	0
				0C80 - Bond	234,561	0	234,561	234,561
					23,266,593	4,707,050	8,366,414	18,559,543
3600-3626 S Sacramento Ave				On E 91st St From S Woodlawn Ave To S Avalon Ave				On E 94th St From S East End Ave To S Cregier Ave
On N Nashville Ave From W Cortland St To W Armitage Ave				On N Normandy Ave From W Wrightwood Ave To W Diversey				On S Central Park Ave From W 71st St To W 75th Pl
On S Dauphin Ave From E 100th St To E 108th St				On S Hamilton Ave From W 56th St To W 58th St				On S Holland Rd From S Princeton Ave To W 89th St
On S Oakley Ave From W Garfield Blvd To W 59th St				On S Union Ave From W 120th St To W 122nd St				On S Washtenaw Ave From W 36th Pl To W 37th Pl
On W 36th Pl From S California Ave To S Albany Ave				On W 57th St From S Oakley Ave To S Western Ave				On W 58th St From S Damen Ave To S Hamilton Ave
On W 89th St From S Holland Rd To S Princeton Ave				On W Armitage Ave From N Oak Park Ave To N Nashville Ave				On W Barry Ave From N Melvina Ave To N Narragansett Ave
On W Medill Ave From N Oak Park Ave To N Normandy Ave								
44554 WPA Street Reconstruction S. Whipple St from 47th St to 48th Pl (14th Ward)								
	Construct.	Jul-2024	Dec-2026	0A61 - TIF	1,800,000	0	600,000	1,800,000
					1,800,000	0	600,000	1,800,000
On S Whipple St From W 47th St To W 48th Pl								
NEW STREET CONSTRUCTION Total					\$25,066,593	\$4,707,050	\$8,966,414	\$20,359,543

2024 - 2028 Capital Improvement Program

NEIGHBORHOOD INFRASTRUCTURE - OTHER NEIGHBORHOOD IMPROVEMENTS

		Phase Start and End Dates		Fund	Total	Prior Years	2024	2024-2028
42362 Lincoln Yards Infrastructure PMO (Engineering Only)								
	Design	Apr-2020	Dec-2030	0D36 - TIF	3,750,000	0	0	2,250,000
	Construct.	Dec-2019	Apr-2030	0G05 - Other	7,000,000	1,331,893	1,788,881	5,668,107
					10,750,000	1,331,893	1,788,881	7,918,107
1801-2110 N Elston Ave	On N Dominick St From W Webster Ave To W Mclean Ave				On N Kingsbury St From N Clifton Ave To W North Ave			
On N Kingsbury St From N Southport Ave To W Cortland St	On W Armitage Ave From N Paulina St To N Mendell St				On W Concord Pl From N Throop St To N Elston Ave			
42602 Lincoln Yards Infrastructure - Elston Ave. Realignment Construction & Viaduct								
	Construct.	Jun-2026	Jun-2029	0TBD - Other	100,000,000	0	0	50,000,000
					100,000,000	0	0	50,000,000
1801-2110 N Elston Ave								
42603 Lincoln Yards Infrastructure - Sea Wall Improvements - West/South Bank								
	Construct.	Feb-2022	Nov-2026	0D36 - TIF	24,955,000	0	0	24,955,000
				0PRV - Other	24,955,000	0	0	24,955,000
					49,910,000	0	0	49,910,000
1685 N Throop St								
42604 Lincoln Yards Infrastructure - Dominick Street Extension Bridge								
	Construct.	Apr-2025	Dec-2027	0D36 - TIF	107,870,000	0	0	107,870,000
					107,870,000	0	0	107,870,000
2000-2200 N Dominick St								
42605 Lincoln Yards Infrastructure - Armitage Ave. Extension Bridge								
	Construct.	Jun-2027	Dec-2030	0D36 - TIF	76,475,000	0	0	38,237,500
					76,475,000	0	0	38,237,500
On W Armitage Ave From N Ashland Ave To N Southport Ave								

2024 - 2028 Capital Improvement Program

NEIGHBORHOOD INFRASTRUCTURE - OTHER NEIGHBORHOOD IMPROVEMENTS								
	Phase Start and End Dates			Fund	Total	Prior Years	2024	2024-2028
42606 Lincoln Yards Infrastructure - Dominick Street Final Condition								
	Construct.	Jun-2023	Dec-2026	0D36 - TIF	7,245,000	0	0	7,245,000
					<u>7,245,000</u>	<u>0</u>	<u>0</u>	<u>7,245,000</u>
2000-2129 N Dominick St								
42608 Lincoln Yards Infrastructure - Sea Wall Improvements - East/North Bank								
	Construct.	Jan-2025	Dec-2030	0D36 - TIF	20,930,000	0	0	10,464,000
				OPRV - Other	20,929,000	0	0	20,929,000
					<u>41,859,000</u>	<u>0</u>	<u>0</u>	<u>31,393,000</u>
2011 N Southport Ave								
42609 Lincoln Yards Infrastructure - Wabansia and Willow Street Improvements								
	Construct.	Jun-2023	Dec-2024	0D36 - TIF	15,296,000	0	0	15,296,000
					<u>15,296,000</u>	<u>0</u>	<u>0</u>	<u>15,296,000</u>
1301-1430 W Wabansia Ave		1412-1473 W Willow St						
42610 Lincoln Yards Infrastructure - Cortland Street Improvements								
	Construct.	Sep-2025	Dec-2025	0D36 - TIF	12,075,000	0	0	12,075,000
					<u>12,075,000</u>	<u>0</u>	<u>0</u>	<u>12,075,000</u>
42611 Lincoln Yards Infrastructure - 606 Trail Pedestrian/Bike & Trail Landscape								
	Construct.	Sep-2025	Dec-2030	0D36 - TIF	34,615,000	0	0	23,076,000
					<u>34,615,000</u>	<u>0</u>	<u>0</u>	<u>23,076,000</u>
W Wabansia Ave And N Besly Ct								
42613 Lincoln Yards Infrastructure - Armitage Ave. Viaduct - Refurbish and Widen								
	Construct.	Mar-2027	Dec-2027	0D36 - TIF	24,150,000	0	0	24,150,000
					<u>24,150,000</u>	<u>0</u>	<u>0</u>	<u>24,150,000</u>
On W Armitage Ave From N Kennedy Armitage Av Er To N								

2024 - 2028 Capital Improvement Program

NEIGHBORHOOD INFRASTRUCTURE - OTHER NEIGHBORHOOD IMPROVEMENTS

		Phase Start and End Dates		Fund	Total	Prior Years	2024	2024-2028
42786 Various State Funded Improvements within the 22nd District - Project #1								
	Construct.	Jun-2020	Oct-2026	SOCC - State	10,000,000	5,305,945	1,694,055	4,694,055
					10,000,000	5,305,945	1,694,055	4,694,055
42854 The 78 Infrastructure - Sea Wall Improvements (East Bank)								
	Construct.	Oct-2023	Dec-2027	0D37 - TIF	10,100,000	0	2,525,000	10,100,000
				OPRV - Other	10,100,000	0	2,525,000	10,100,000
					20,200,000	0	5,050,000	20,200,000
On S Clark St From W Roosevelt Rd To W 16th St								
42855 The 78 Infrastructure - Metra Realignment								
	Construct.	Dec-2023	Dec-2027	0D37 - TIF	60,000,000	0	0	60,000,000
					60,000,000	0	0	60,000,000
On S Clark St From W Roosevelt Rd To W 17th St								
42856 The 78 Infrastructure - 15th Street Construction (Wells St. to Clark St.)								
	Construct.	Jun-2024	Jul-2026	0D37 - TIF	15,000,000	0	8,000,000	15,000,000
					15,000,000	0	8,000,000	15,000,000
W 15th St And S Clark St								
42857 The 78 Infrastructure - Clark Street Improvements (Roosevelt Rd. to 16th St.)								
	Construct.	Jan-2024	Dec-2025	0D37 - TIF	79,000,000	0	39,500,000	79,000,000
					79,000,000	0	39,500,000	79,000,000
On S Clark St From W Roosevelt Rd To W 16th St								

2024 - 2028 Capital Improvement Program

NEIGHBORHOOD INFRASTRUCTURE - OTHER NEIGHBORHOOD IMPROVEMENTS

	Phase Start and End Dates			Fund	Total	Prior Years	2024	2024-2028
	Construct.	Sep-2022	Dec-2024					
43048 Green Alley Program - 2022								
	Construct.	Sep-2022	Dec-2024	0C74 - Bond	11,896,500	7,443,054	4,453,446	4,453,446
					<u>11,896,500</u>	<u>7,443,054</u>	<u>4,453,446</u>	<u>4,453,446</u>
11255 S Laffin St			1149 N Christiana Ave				11513 S Campbell Ave	
11571 S Indiana Ave			1363 W 77th St				1411 W 60th St	
1539 E 83rd Pl			1539 W Victoria St				1545 W 45th St	
1813 S Fairfield Ave			1947 W 36th St				1947 W 76th St	
2245 W 23rd St			2611 W 14th Pl				2613 W 73rd St	
2745 N Mulligan Ave			2811 W Armitage Ave				29 E Bellevue Pl	
3213 W George St			361 E 58th St				3613 W 23rd St	
3647 W Argyle St			3713 N Lavergne Ave				3821 S Lake Park Ave	
413 S Lotus Ave			4143 S Princeton Ave				4147 S Normal Ave	
4543 N Campbell Ave			4843 W 64th St				49 W Goethe St	
4948 W Newport Ave			5013 S Maplewood Ave				537 N Albany Ave	
5447 W Bryn Mawr Ave			5641 N Hermitage Ave				5963 N Knox Ave	
6023 N Nina Ave			613 W 33rd St				6145 N Lawndale Ave	
625 W Drummond Pl			6313 W Eastwood Ave				6445 N Claremont Ave	
6823 S Kenwood Ave			7117 N Glenwood Ave				7913 S Kingston Ave	
7913 S Rhodes Ave			813 N Lavergne Ave				8508 S Brandon Ave	
923 W Roscoe St			943 W Dakin St				945 W 95th St	

2024 - 2028 Capital Improvement Program

NEIGHBORHOOD INFRASTRUCTURE - OTHER NEIGHBORHOOD IMPROVEMENTS

		Phase Start and End Dates		Fund	Total	Prior Years	2024	2024-2028
43106 Green Alley Program - 2023								
	Construct.	Sep-2023	Dec-2025	0C78 - Bond	20,235,000	1,042,936	9,192,064	19,192,064
					20,235,000	1,042,936	9,192,064	19,192,064
10100 S Paxton Ave		1047 N Damen Ave						1053 W Ainslie St
117 E 14th St		1211 N Paulina St						1211 W 56th St
1213 W 16th St		1259 W Lawrence Ave						14 E Randolph St
1413 W Belden Ave		1435 W Barry Ave						153 E 113th St
1813 N Orchard St		1947 E 76th St						2013 E 70th St
2045 W Argyle St		2511 W 117th St						2545 W 46th St
2713 W 53rd St		2745 W 38th St						3113 W Bloomingdale Ave
313 N Wolcott Ave		3213 W Berwyn Ave						3247 W George St
3347 N Lavergne Ave		3545 W Leland Ave						3547 W 16th St
3813 E 110th St		3813 N Lockwood Ave						3945 W 84th Pl
4147 S Normal Ave		4313 N Hoyne Ave						4411 W 66th St
447 W 69th St		4645 N Spaulding Ave						4747 W 44th St
4747 W 45th St		5013 W Augusta Blvd						515 S Lotus Ave
5213 N Hoyne Ave		5349 N Lieb Ave						6015 S Rhodes Ave
613 W 33rd St		6313 N Oriole Ave						641 S Laflin St
6613 S Central Park Ave		6713 W Wellington Ave						6745 N Francisco Ave
7911 S Princeton Ave		7943 W Cornelia Ave						934 E 42nd Pl
43108 Green Alley Program - 2024								
	Design	Jan-2024	Jun-2026	0C80 - Bond	15,950,000	0	2,000,000	15,950,000
	Construct.	Jan-2024	Dec-2026		15,950,000	0	2,000,000	15,950,000
43110 Green Alley Program - 2025								
	Construct.	Jan-2025	Dec-2026	0GOF - Bond	20,000,000	0	0	20,000,000
					20,000,000	0	0	20,000,000

2024 - 2028 Capital Improvement Program

NEIGHBORHOOD INFRASTRUCTURE - OTHER NEIGHBORHOOD IMPROVEMENTS								
	Phase Start and End Dates			Fund	Total	Prior Years	2024	2024-2028
43153 Tree Planting - 2028								
	Construct.	Apr-2028	Dec-2028	OGOF - Bond	3,000,000	0	0	3,000,000
					<u>3,000,000</u>	<u>0</u>	<u>0</u>	<u>3,000,000</u>
43290 Infrastructure Improvements - 2024 (Cubs Fund)								
	Construct.	Jan-2024	Dec-2024	OG03 - Other	250,000	0	250,000	250,000
					<u>250,000</u>	<u>0</u>	<u>250,000</u>	<u>250,000</u>
43357 Various State Funded Improvements within the 22nd District - Project #2								
	Construct.	Jan-2021	Jun-2027	SOCC - State	10,000,000	3,032,440	2,000,000	6,967,560
					<u>10,000,000</u>	<u>3,032,440</u>	<u>2,000,000</u>	<u>6,967,560</u>
43535 West Side Inf. Imp. / Division of In-House Portion / TIF Funded								
	Design	Apr-2021	Dec-2022	0180 - TIF	3,675,000	1,113,775	1,196,315	2,561,225
	Construct.	Apr-2021	Dec-2025		<u>3,675,000</u>	<u>1,113,775</u>	<u>1,196,315</u>	<u>2,561,225</u>
On W Hubbard St From N Campbell Ave To N Damen Ave				On W Kinzie St From N Ashland Ave To N Hart St				
43711 Columbus Ave. Parallel Parking / TIF Funding / 18th Ward								
	Design	Oct-2021	Dec-2024	0965 - TIF	1,000,000	502,182	497,818	497,818
	Construct.	Sep-2023	Dec-2024		<u>1,000,000</u>	<u>502,182</u>	<u>497,818</u>	<u>497,818</u>
3500-3700 W Columbus Ave								
43724 Kedzie 82nd to 83rd St. Alley Improvements-Ward 18 - TIF Funded								
	Design	Aug-2021	Dec-2022	0965 - TIF	220,000	108,889	111,111	111,111
	Construct.	Dec-2021	Dec-2024		<u>220,000</u>	<u>108,889</u>	<u>111,111</u>	<u>111,111</u>
3145 W 82nd St		3146 W 82nd St					3146 W 83rd St	
3215 W 84th Pl		3216 W 83rd Pl					On S Kedzie Ave From W 82nd St To W 83rd St	
43969 Green Alley Program - 2026								
	Construct.	Jan-2026	Dec-2027	OGOF - Bond	20,000,000	0	0	20,000,000
					<u>20,000,000</u>	<u>0</u>	<u>0</u>	<u>20,000,000</u>

2024 - 2028 Capital Improvement Program

NEIGHBORHOOD INFRASTRUCTURE - OTHER NEIGHBORHOOD IMPROVEMENTS

		Phase Start and End Dates		Fund	Total	Prior Years	2024	2024-2028
43994 Kinzie Ind. TIF Improvements - Alley Reconstruction / Walnut, Lake, Wood, Paulina								
	Design	Nov-2021	Apr-2023	0180 - TIF	150,000	81,903	68,097	68,097
	Construct.	Apr-2023	Dec-2024		150,000	81,903	68,097	68,097
221 N Wood St								
44359 7400 S. East End Avenue Roadway Improvements: 7400-7499 S. East End Ave.								
	Design	Mar-2023	Nov-2023	0390 - TIF	275,000	108,475	166,525	166,525
	Construct.	Nov-2023	Dec-2024		275,000	108,475	166,525	166,525
7400-7459 S East End Ave								
45452 Jeffery Manor Street Improvements								
	Construct.	Feb-2024	Feb-2025	0C60 - Bond	800,000	0	800,000	800,000
				0C74 - Bond	4,600,000	0	4,600,000	4,600,000
					5,400,000	0	5,400,000	5,400,000
45638 Green Alley Program - 2027								
	Construct.	Jan-2027	Dec-2028	0GOF - Bond	20,000,000	0	0	20,000,000
					20,000,000	0	0	20,000,000
45639 Green Alley Program - 2028								
	Construct.	Jan-2028	Dec-2029	0GOF - Bond	20,000,000	0	0	2,000,000
					20,000,000	0	0	2,000,000
OTHER NEIGHBORHOOD IMPROVEMENTS					\$816,496,500	\$20,071,492	\$81,368,312	\$666,682,508

2024 - 2028 Capital Improvement Program

NEIGHBORHOOD INFRASTRUCTURE - RESIDENTIAL STREET RESURFACING

		Phase Start and End Dates		Fund	Total	Prior Years	2024	2024-2028
43090 Supplemental Residential Resurfacing - 2023 - Various Locations								
	Construct.	Apr-2023	Dec-2024	0C74 - Bond	4,600,000	363,451	2,236,549	4,236,549
					<u>4,600,000</u>	<u>363,451</u>	<u>2,236,549</u>	<u>4,236,549</u>
43091 Supplemental Residential Resurfacing - 2024 - Various Locations								
	Construct.	Apr-2024	Dec-2024	0C80 - Bond	62,199,259	0	30,000,000	62,199,259
					<u>62,199,259</u>	<u>0</u>	<u>30,000,000</u>	<u>62,199,259</u>
43093 Supplemental Residential Resurfacing - 2025 - Various Locations								
	Construct.	Apr-2025	Dec-2027	0GOF - Bond	30,000,000	0	0	30,000,000
					<u>30,000,000</u>	<u>0</u>	<u>0</u>	<u>30,000,000</u>
43966 Supplemental Residential Resurfacing - 2026 - Various Locations								
	Construct.	Jan-2026	Dec-2028	0GOF - Bond	50,000,000	0	0	50,000,000
					<u>50,000,000</u>	<u>0</u>	<u>0</u>	<u>50,000,000</u>
44102 Lake Calumet TIF Street Resurfacing								
	Design	Jan-2022	Mar-2022	0910 - TIF	942,000	102,558	839,442	839,442
	Construct.	Apr-2022	Dec-2024	0A91 - TIF	36,120	13,900	22,220	22,220
					<u>978,120</u>	<u>116,458</u>	<u>861,662</u>	<u>861,662</u>
44324 Westside Residential Street Resurfacing								
	Design	Apr-2022	Apr-2023	0285 - TIF	135,000	8,985	126,015	126,015
	Construct.	Jul-2022	Dec-2024	0621 - TIF	2,277,500	189,535	2,087,965	2,087,965
				0798 - TIF	920,000	77,550	842,450	842,450
					<u>3,332,500</u>	<u>276,070</u>	<u>3,056,430</u>	<u>3,056,430</u>
44481 Ingleside from 85th to 87th - Resurfacing								
	Construct.	Nov-2022	Dec-2024	0372 - TIF	200,000	6,000	194,000	194,000
					<u>200,000</u>	<u>6,000</u>	<u>194,000</u>	<u>194,000</u>

8500-8658 S Ingleside Ave

2024 - 2028 Capital Improvement Program

NEIGHBORHOOD INFRASTRUCTURE - RESIDENTIAL STREET RESURFACING

		Phase Start and End Dates		Fund	Total	Prior Years	2024	2024-2028
45730 Supplemental Residential Resurfacing - 2027 - Various Locations								
	Construct.	Jan-2027	Dec-2029	OGOF - Bond	50,000,000	0	0	40,000,000
					<u>50,000,000</u>	<u>0</u>	<u>0</u>	<u>40,000,000</u>
45731 Supplemental Residential Resurfacing - 2028 - Various Locations								
	Construct.	Jan-2028	Dec-2030	OTBD - Other	65,000,000	0	0	35,000,000
					<u>65,000,000</u>	<u>0</u>	<u>0</u>	<u>35,000,000</u>
RESIDENTIAL STREET RESURFACING					\$266,309,879	\$761,979	\$36,348,641	\$225,547,900

2024 - 2028 Capital Improvement Program

NEIGHBORHOOD INFRASTRUCTURE - SIDEWALK CONSTRUCTION PROGRAM

	Phase Start and End Dates			Fund	Total	Prior Years	2024	2024-2028
40889 Reconstruct and Repair Vaulted Sidewalks - 2021								
	Construct.	Jan-2021	Dec-2024	0C72 - Bond	2,000,000	810,901	1,189,099	1,189,099
					<u>2,000,000</u>	<u>810,901</u>	<u>1,189,099</u>	<u>1,189,099</u>
41252 Hazardous Right of Way Repair - 2022								
	Construct.	Jan-2022	Dec-2024	0C74 - Bond	4,000,000	1,993,736	2,006,264	2,006,264
					<u>4,000,000</u>	<u>1,993,736</u>	<u>2,006,264</u>	<u>2,006,264</u>

2024 - 2028 Capital Improvement Program

NEIGHBORHOOD INFRASTRUCTURE - SIDEWALK CONSTRUCTION PROGRAM

Phase Start and End Dates			Fund	Total	Prior Years	2024	2024-2028
41253 Shared Sidewalk - 2022							
Construct.	Aug-2022	Dec-2024	0C74 - Bond	4,000,000	2,162,240	1,837,760	1,837,760
			0PRV - Other	4,000,000	2,162,240	1,837,760	1,837,760
				8,000,000	4,324,480	3,675,520	3,675,520
10001 S Leavitt St	10019 S Washtenaw Ave			10037 S Prospect Ave			
10108 S Malta St	10110 S Winston Ave			10114 S Winston Ave			
10127 S Prospect Ave	10133 S Prospect Ave			10143 S Hoyne Ave			
1019 N Wolcott Ave	10200 S Charles St			10212 S Ewing Ave			
10311 S California Ave	10312 S Prospect Ave			10313 S Avenue M			
10315 S Green St	10330 S Spaulding Ave			10331 S Maplewood Ave			
10334 S Artesian Ave	10337 S Maplewood Ave			10342 S Forest Ave			
10343 S Leavitt St	10350 S Christiana Ave			10405 S Sangamon St			
10408 S St Louis Ave	10410 S Sacramento Ave			10415 S Hoyne Ave			
10439 S Central Park Ave	10440 S Calumet Ave			10442 S Green Bay Ave			
10445 S Millard Ave	10451 S Central Park Ave			10455 S Trumbull Ave			
10500 S Central Park Ave	10505 S Longwood Dr			10512 S Christiana Ave			
10512 S Parnell Ave	10536 S Albany Ave			10541 S Oakley Ave			
10544 S Whipple St	10547 S Church St			10549 S St Louis Ave			
10559 S Millard Ave	10600 S Albany Ave			10615 S St Louis Ave			
10616 S Calumet Ave	10616 S Lawndale Ave			10616 S Prairie Ave			
10619 S St Louis Ave	10625 S Indiana Ave			10627 S Homan Ave			
10639 S Avenue G	10639 S California Ave			10706 S Avenue F			
10743 S Emerald Ave	10750 S Avenue O			10752 S Central Park Ave			
10801 S Troy St	10807 S Church St			10834 S Prospect Ave			
10836 S Buffalo Ave	10848 S Prospect Ave			10857 S Avenue D			
10857 S Maplewood Ave	10900 S Avenue C			10925 S Central Park Ave			
10928 S St Louis Ave	10934 S Ridgeway Ave			10939 S Vincennes Ave			
10942 S Harding Ave	11001 S Avenue D			11001 S Esmond St			

2024 - 2028 Capital Improvement Program

NEIGHBORHOOD INFRASTRUCTURE - SIDEWALK CONSTRUCTION PROGRAM

	Phase Start and End Dates	Fund	Total	Prior Years	2024	2024-2028
41253 Shared Sidewalk - 2022						
11006 S Lowe Ave	11006 S Whipple St		11009 S Longwood Dr			
11021 S Harding Ave	11029 S Campbell Ave		11029 S Longwood Dr			
1110 W 103rd St	11117 S Spaulding Ave		11119 S Avenue C			
11135 S Albany Ave	11145 S Washtenaw Ave		11156 S Homan Ave			
1120 N State St	11230 S Bell Ave		11230 S Whipple St			
11236 S Parnell Ave	11246 S Normal Ave		1125 W 103rd St			
11256 S Avenue H	11256 S Avenue M		11300 S St Louis Ave			
11339 S Drake Ave	1135 W 69th St		1137 N Wood St			
11401 S Avenue G	11406 S Homan Ave		11438 S Oakley Ave			
11472 S Homan Ave	1151 W 103rd St		1155 N Dearborn St			
1163 W 106th St	1163 W 25th St		11714 S Hale Ave			
118 E 119th Pl	1206 W 97th St		1209 W 33rd Pl			
1218 N Cleaver St	12200 S Lafayette Ave		12223 S Wentworth Ave			
12231 S Wentworth Ave	12246 S Michigan Ave		1246 N Noble St			
1250 W Hood Ave	1252 W Wrightwood Ave		1253 E 96th St			
12645 S Muskegon Ave	12840 S Carondolet Ave		12910 S Escanaba Ave			
13119 S Green Bay Ave	1317 W 32nd Pl		13200 S Carondolet Ave			
13222 S Brandon Ave	13232 S Riverdale Ave		1332 N Bell Ave			
13330 S Carondolet Ave	1347 W Greenleaf Ave		1348 W Bryn Mawr Ave			
13530 S Mackinaw Ave	13539 S Burley Ave		1354 W 98th St			
1400 N Halsted St	1400 N Maplewood Ave		1400 W Webster Ave			
1405 N Dearborn St	1416 N Lawndale Ave		1444 N Campbell Ave			
1444 W Glenlake Ave	1444 W Thomas St		1455 W Thome Ave			
1458 N Talman Ave	1517 W School St		1523 W Byron St			
1525 W Byron St	1527 W Byron St		1529 N Kedvale Ave			
1532 S Harding Ave	1540 W 105th St		1540 W Thomas St			
1549 N Wells St	1560 N Sandburg Ter		1616 W Wabansia Ave			

2024 - 2028 Capital Improvement Program

NEIGHBORHOOD INFRASTRUCTURE - SIDEWALK CONSTRUCTION PROGRAM

	Phase Start and End Dates	Fund	Total	Prior Years	2024	2024-2028
41253 Shared Sidewalk - 2022						
1617 W Berwyn Ave	1620 W Erie St		1621 N Hermitage Ave			
1622 W Wabansia Ave	1628 N Lorel Ave		1632 N Nagle Ave			
1632 N Newland Ave	1638 E 86th Pl		1639 N Nagle Ave			
1641 W 104th St	1643 E 85th St		1646 W 102nd St			
1653 N Sedgwick St	1700 W 99th St		1702 N Dayton St			
1704 W 105th Pl	1708 W 94th St		1710 N Nashville Ave			
1717 N Hudson Ave	1718 W Ohio St		1721 E 93rd St			
1723 W 105th Pl	1733 N Halsted St		1736 W Melrose St			
1757 W Crystal St	1800 N Oak Park Ave		1841 N Natoma Ave			
1858 N Howe St	1904 W Larchmont Ave		1918 W Wellington Ave			
1930 N Hoyne Ave	1931 N Monticello Ave		1931 W Potomac Ave			
1940 W Fletcher St	1955 W 94th St		2022 N Sayre Ave			
2026 W Hutchinson St	2028 W Homer St		2033 N Keeler Ave			
2041 W 110th Pl	2044 W 110th Pl		2047 W Cuyler Ave			
2047 W Rice St	2048 W Grace St		2051 W 110th Pl			
2052 W Armitage Ave	2054 N Newcastle Ave		2058 N Larrabee St			
2062 N Hoyne Ave	2085 W Lunt Ave		2100 S Sawyer Ave			
2105 S Sawyer Ave	2114 W Estes Ave		2115 N Larrabee St			
2119 N Larrabee St	2119 N Long Ave		2122 W Belle Plaine Ave			
2125 W Lunt Ave	2129 N Sawyer Ave		2138 W Potomac Ave			
2171 N Merrimac Ave	2200 W North Ave		2208 W Walton St			
2215 W Walton St	2222 N Lakewood Ave		2222 W Belmont Ave			
223 E Delaware Pl	2234 N Maplewood Ave		2300 W Wabansia Ave			
2305 N Keeler Ave	231 W Goethe St		2313 W Medill Ave			
2324 N Keeler Ave	2328 N Meade Ave		2344 N Menard Ave			
2345 W 81st Pl	2415 N Mango Ave		2418 W Morse Ave			
2420 W Le Moyne St	2424 W Albion Ave		2426 W Cuyler Ave			

2024 - 2028 Capital Improvement Program

NEIGHBORHOOD INFRASTRUCTURE - SIDEWALK CONSTRUCTION PROGRAM

	Phase Start and End Dates	Fund	Total	Prior Years	2024	2024-2028
41253 Shared Sidewalk - 2022						
2426 W Roosevelt Rd	2445 W Pope John Paul II Dr		2447 W Walton St			
2448 W Hutchinson St	2456 W Coyle Ave		247 E Ontario St			
2500 W 107th St	2501 S Hamlin Ave		2504 W 107th St			
2507 W Lunt Ave	2513 N Sayre Ave		2516 W North Shore Ave			
2546 W Jarvis Ave	2547 W Jarvis Ave		2549 N Rutherford Ave			
2556 S Hillock Ave	2557 W 116th Pl		2604 W Catalpa Ave			
2610 W 82nd Pl	2619 W Balmoral Ave		2623 W Balmoral Ave			
2626 N Francisco Ave	2631 W Fitch Ave		2635 N Mason Ave			
2646 N Talman Ave	2649 W 99th St		2651 N Mulligan Ave			
2651 W Jerome St	2701 W 84th Pl		2701 W Sherwin Ave			
2706 S Millard Ave	2706 W Jarlath St		2708 N Harding Ave			
2708 W Chicago Ave	2712 W Melrose St		2719 W Coyle Ave			
2720 N Magnolia Ave	2724 W 85th St		2730 W Coyle Ave			
2731 N Whipple St	2743 W Jarlath St		2746 W 84th Pl			
2747 W Jarlath St	2752 W Giddings St		2801 N Pine Grove Ave			
2805 W Fitch Ave	2807 W 86th Pl		2809 S Drake Ave			
2809 W 83rd St	2814 W Fargo Ave		2815 W Sherwin Ave			
2819 N Luna Ave	2823 W 59th St		2825 W Coyle Ave			
2827 N Christiana Ave	2833 N Mcvicker Ave		2835 W North Shore Ave			
2844 W Coyle Ave	2848 W Lunt Ave		2850 W North Shore Ave			
2853 W Fitch Ave	2859 S Springfield Ave		2905 W George St			
2908 W Fargo Ave	2915 N Mont Clare Ave		2916 N Kostner Ave			
2925 W Jarlath St	2925 W North Shore Ave		2928 W Coyle Ave			
2929 S Farrell St	2930 S Keeley St		2933 W Coyle Ave			
2936 W Glenlake Ave	2939 W Jarlath St		2940 N Kildare Ave			
2943 W Jarlath St	2947 W Birchwood Ave		2948 W Fargo Ave			
2949 N Meade Ave	2949 W Jerome St		2951 W Montrose Ave			

2024 - 2028 Capital Improvement Program

NEIGHBORHOOD INFRASTRUCTURE - SIDEWALK CONSTRUCTION PROGRAM

	Phase Start and End Dates	Fund	Total	Prior Years	2024	2024-2028
41253 Shared Sidewalk - 2022						
2952 N Luna Ave	2954 N Luna Ave		2956 W Jerome St			
2959 W Glenlake Ave	3000 S Trumbull Ave		3000 W Ardmore Ave			
3005 N Kilpatrick Ave	3008 W Chase Ave		3010 N Nagle Ave			
3012 S Wallace St	3014 W Wabansia Ave		3016 N Kolmar Ave			
3016 W Jarvis Ave	3017 N Kilbourn Ave		3019 W Granville Ave			
3022 N Major Ave	3024 S Quinn St		3025 N Rutherford Ave			
3026 W Jarlath St	3032 W 41st Pl		3034 N Keating Ave			
3047 N Major Ave	3050 N Oakley Ave		3053 N Kilbourn Ave			
3054 N Lowell Ave	3123 W Jerome St		3136 S May St			
3139 N Menard Ave	321 W Wisconsin St		3216 W Wabansia Ave			
3242 N Oakley Ave	3244 N Lawndale Ave		3249 S Keeler Ave			
3252 W Ardmore Ave	3259 W 112th Pl		3300 W 66th Pl			
3315 N Ridgeway Ave	3318 N Oketo Ave		3319 N Oriole Ave			
3327 N Osage Ave	3330 N Oriole Ave		3330 S Lowe Ave			
3334 N Oconto Ave	3341 W Warner Ave		3346 N Odell Ave			
3355 N Springfield Ave	3400 N Rutherford Ave		3400 S Emerald Ave			
3400 S Hermitage Ave	3401 N Osage Ave		3408 N Ottawa Ave			
3421 S Claremont Ave	3426 N Keating Ave		3426 S Oakley Ave			
3429 S Lituania Ave	3435 N Bell Ave		3435 N Hoyne Ave			
3435 W 79th St	3446 N Kolmar Ave		3454 N Ozark Ave			
3459 N Nagle Ave	3500 N Paulina St		3500 W 59th St			
3509 W 111th St	3514 N Oketo Ave		3517 N Oakley Ave			
3518 N New England Ave	3518 W Altgeld St		3521 W Cortland St			
360 W Illinois St	3605 N Albany Ave		3607 W Wolfram St			
3608 W 81st Pl	3630 W 65th St		3638 N Oleander Ave			
3643 W 80th St	3647 W 31st St		3654 W 105th St			
3701 W 84th Pl	3703 N Newland Ave		3719 W 63rd Pl			

2024 - 2028 Capital Improvement Program

NEIGHBORHOOD INFRASTRUCTURE - SIDEWALK CONSTRUCTION PROGRAM

	Phase Start and End Dates	Fund	Total	Prior Years	2024	2024-2028
41253 Shared Sidewalk - 2022						
3719 W 83rd St	3733 N Bell Ave		3734 W Cullom Ave			
3759 N Western Ave	376 E 89th St		3800 W 105th St			
3800 W 61st Pl	3800 W 86th Pl		3801 N Hamlin Ave			
3804 N Hamilton Ave	3806 N Kostner Ave		3832 W School St			
3839 W 104th St	3846 N Whipple St		3847 N Kilpatrick Ave			
3849 W Leland Ave	3850 W 63rd Pl		3858 W 110th Pl			
3900 W 101st St	3901 W 60th St		3919 N Osceola Ave			
3933 N Pontiac Ave	3935 W 60th Pl		3936 N Lowell Ave			
3943 N Lowell Ave	3943 W 64th St		4026 N Lowell Ave			
4027 W Oakdale Ave	4035 N Mcvicker Ave		4036 W Barry Ave			
4037 N Mango Ave	4049 S California Ave		4057 W Waveland Ave			
4121 S Wabash Ave	4150 N Kolmar Ave		4182 W Nelson St			
4201 S Mozart St	4239 N Leclair Ave		4256 W Wrightwood Ave			
4300 N Marmora Ave	4307 N Kimball Ave		4328 S Keating Ave			
4341 N Hoyne Ave	4341 W Cortland St		4352 W Highland Ave			
437 E 91st St	4404 W Bryn Mawr Ave		4420 S Union Ave			
4425 N Laporte Ave	4428 N Menard Ave		4431 N Greenview Ave			
4432 N Menard Ave	4438 N Long Ave		446 E Ontario St			
4508 W Peterson Ave	4510 N Merrimac Ave		4517 N Laporte Ave			
4517 S Union Ave	4522 W Parker Ave		4529 W Altgeld St			
4543 N Meade Ave	4547 N Paulina St		4549 N Merrimac Ave			
4551 S Union Ave	4558 W Schubert Ave		4559 N Hamlin Ave			
4569 N Mobile Ave	4573 N Moody Ave		4609 S Honore St			
4660 N Ravenswood Ave West	4700 W 82nd St		4714 S La Crosse Ave			
4717 N Oakview Ave	4719 S Lamon Ave		4719 W Hutchinson St			
4730 W Warwick Ave	4732 N Laramie Ave		4733 W Shakespeare Ave			
4747 W Wrightwood Ave	4759 S Leclair Ave		4801 N Harlem Ave			

2024 - 2028 Capital Improvement Program

NEIGHBORHOOD INFRASTRUCTURE - SIDEWALK CONSTRUCTION PROGRAM

	Phase Start and End Dates	Fund	Total	Prior Years	2024	2024-2028
41253 Shared Sidewalk - 2022						
4811 W Gunnison St	4814 W Gunnison St		4819 S Lawler Ave			
4823 N Hamlin Ave	4825 S Laporte Ave		4826 W Winnemac Ave			
4826 W Wrightwood Ave	4827 N St Louis Ave		4831 N Mobile Ave			
4836 W Wolfram St	4838 N Hamlin Ave		4841 W Wrightwood Ave			
4844 W Montrose Ave	4854 W Berteau Ave		4907 W Berenice Ave			
4908 N Nagle Ave	4912 W Crystal St		4912 W George St			
4914 W Argyle St	4921 W Carmen Ave		4925 W Cornelia Ave			
4931 S Laporte Ave	4936 N Mobile Ave		4937 S Kimbark Ave			
4950 N Nashville Ave	4950 S Leclair Ave		4951 W Waveland Ave			
4953 N Oak Park Ave	4959 W Drummond Pl		4959 W Melrose St			
5009 N Mango Ave	5012 N Neenah Ave		5018 N Nashville Ave			
5027 W Gunnison St	5030 N Mango Ave		5030 W Dakin St			
5031 W Henderson St	5032 N Keeler Ave		5041 W Newport Ave			
5042 W Winona St	5047 W Byron St		5049 N Mulligan Ave			
5052 N Lockwood Ave	5054 N Nashville Ave		5100 N Long Ave			
5101 S Normandy Ave	5108 W Grace St		5113 N Kostner Ave			
5114 W Cornelia Ave	5118 W Dakin St		5128 S Major Ave			
5134 N Nashville Ave	5135 N Leclair Ave		5137 W Melrose St			
5138 W Waveland Ave	5139 N Mason Ave		5140 N Kostner Ave			
5140 N Newcastle Ave	5140 W Winnemac Ave		5145 N Lovejoy Ave			
5146 S Rutherford Ave	515 W Dickens Ave		5201 N Lind Ave			
5206 N Wolcott Ave	521 N Homan Ave		5211 S Kimbark Ave			
5216 N Lind Ave	5219 N Damen Ave		5219 N Latrobe Ave			
5220 N Nashville Ave	5220 W Byron St		5221 N Mobile Ave			
5230 N Lieb Ave	5235 N Laramie Ave		5241 N Bernard St			
5241 N Laramie Ave	5243 N Rutherford Ave		5244 N Laramie Ave			
5245 N Bernard St	5248 N Osceola Ave		5254 N Lind Ave			

2024 - 2028 Capital Improvement Program

NEIGHBORHOOD INFRASTRUCTURE - SIDEWALK CONSTRUCTION PROGRAM

	Phase Start and End Dates	Fund	Total	Prior Years	2024	2024-2028
41253 Shared Sidewalk - 2022						
5257 W Montrose Ave	5258 W Carmen Ave		5270 N La Crosse Ave			
529 E 89th St	5300 S Lawndale Ave		5307 N Melvina Ave			
5310 W Drummond Pl	5314 N Moody Ave		532 N Claremont Ave			
5320 N Magnet Ave	5323 N Kimball Ave		5323 N Rockwell St			
5324 N Laramie Ave	5324 N Magnet Ave		5326 S Laramie Ave			
5330 W Winnemac Ave	5331 S Christiana Ave		5335 N Kedzie Ave			
5335 N Kimball Ave	5337 W Wilson Ave		5345 W Oakdale Ave			
5346 N Natoma Ave	5350 W Grace St		5356 S Mcvicker Ave			
5362 N Lotus Ave	5401 S Luna Ave		5401 W Byron St			
5405 W Hutchinson St	5410 N Lovejoy Ave		5411 N Glenwood Ave			
5412 N Nottingham Ave	5425 N Natoma Ave		5427 S Wabash Ave			
5428 N Kedzie Ave	543 E 44th Pl		5430 N Normandy Ave			
5434 W Hutchinson St	5437 W Drummond Pl		5440 N Newcastle Ave			
5442 N Lamon Ave	5449 W Van Buren St		5451 N Bernard St			
5455 N Natchez Ave	549 E 106th St		5492 N Northwest Hwy			
5501 W Balmoral Ave	5501 W Wilson Ave		5505 W Hutchinson St			
5516 S Mason Ave	5517 N Mason Ave		5522 S Rutherford Ave			
5525 N Monitor Ave	5526 N Magnolia Ave		5528 N Kenmore Ave			
5537 S Hyde Park Blvd	5542 N Lakewood Ave		5543 N Osceola Ave			
5544 N Luna Ave	5544 S Sayre Ave		5547 W Wilson Ave			
556 W 37th St	5604 N Mason Ave		5604 S Nagle Ave			
5609 N Hermitage Ave	5614 N Kedvale Ave		5620 N Luna Ave			
5625 S Mcvicker Ave	5626 N Keystone Ave		5636 W Warwick Ave			
5638 W School St	5644 N Northwest Hwy		5649 S Damen Ave			
5711 W 56th St	5712 N Jersey Ave		5713 W Ainslie St			
5717 N Mobile Ave	5720 W Cornelia Ave		5725 N Maplewood Ave			
5730 N Moody Ave	5730 S Oak Park Ave		5731 N Christiana Ave			

2024 - 2028 Capital Improvement Program

NEIGHBORHOOD INFRASTRUCTURE - SIDEWALK CONSTRUCTION PROGRAM

	Phase Start and End Dates	Fund	Total	Prior Years	2024	2024-2028
41253 Shared Sidewalk - 2022						
5742 S Nagle Ave	5747 W Gunnison St		5750 N Manton Ave			
5755 W Lawrence Ave	5759 S Mason Ave		5759 S Monitor Ave			
5763 N Menard Ave	5767 N Oleander Ave		5800 N Leonard Ave			
5803 W Altgeld St	5813 N Bernard St		5814 N Leonard Ave			
5816 N Kenmore Ave	5819 N Nickerson Ave		5819 S Mayfield Ave			
5829 S Mcvicker Ave	5833 N Linder Ave		5836 S Mayfield Ave			
5839 W Waveland Ave	5840 W Lawrence Ave		5844 W Giddings St			
5854 N Medina Ave	5855 N Magnolia Ave		5861 N Manton Ave			
5885 N Forest Glen Ave	5912 N Navarre Ave		5918 S Tripp Ave			
5929 N Milwaukee Ave	5940 N Melvina Ave		5954 W Patterson Ave			
600 W Fullerton Pkwy	6005 N Marmora Ave		6007 N Navarre Ave			
6012 N Nassau Ave	6014 N Newburg Ave		6027 N Navarre Ave			
6034 W 59th St	6035 N Sacramento Ave		6050 N Bernard St			
6053 N Lawndale Ave	6056 W Higgins Ave		6060 N Forest Glen Ave			
6075 N Nassau Ave	6079 N Kedzie Ave		6086 N Newburg Ave			
6089 N Newburg Ave	6109 S Monitor Ave		6110 W Berenice Ave			
6110 W Seminole St	6115 N Bernard St		6119 W Patterson Ave			
6120 N Campbell Ave	6122 N Avondale Ave		6125 N St Louis Ave			
6126 W Byron St	6130 N Central Park Ave		6130 N Drake Ave			
6135 N St Louis Ave	6137 N Caldwell Ave		6141 N Kilbourn Ave			
6143 N Avers Ave	6152 W Eastwood Ave		6155 W Grace St			
6162 N Melvina Ave	619 E 42nd St		6201 S Kedvale Ave			
6211 N Monticello Ave	6212 N Bernard St		6216 N Maplewood Ave			
6218 N Karlov Ave	6219 N St Louis Ave		6223 W Norwood St			
6225 S Kedvale Ave	6229 N Melvina Ave		6230 S Kildare Ave			
6232 N Newcastle Ave	6245 N Albany Ave		6253 N St Louis Ave			
6300 W Eddy St	6301 N Central Park Ave		6311 W Warwick Ave			

2024 - 2028 Capital Improvement Program

NEIGHBORHOOD INFRASTRUCTURE - SIDEWALK CONSTRUCTION PROGRAM

	Phase Start and End Dates	Fund	Total	Prior Years	2024	2024-2028
41253 Shared Sidewalk - 2022						
6318 N Nokomis Ave	6322 N Drake Ave		6323 N Nokomis Ave			
6325 S Long Ave	6327 S Hermitage Ave		6329 W Berteau Ave			
634 W 37th St	6343 S Oakley Ave		6410 S Laporte Ave			
6417 N Ravenswood Ave	6423 W 64th St		6424 S Karlov Ave			
6449 N Oxford Ave	6455 N Hoyne Ave		6458 N Ionia Ave			
6516 N Mozart St	6535 N Natoma Ave		6541 N Talman Ave			
6548 N Rockwell St	6554 N Ashland Ave		6554 N Natoma Ave			
6558 N Oxford Ave	6558 N Troy St		656 W 44th St			
6574 N Waukesha Ave	6605 N Artesian Ave		6615 N Caldwell Ave			
6619 N Richmond St	6621 N Maplewood Ave		6630 W 64th St			
6637 N Oshkosh Ave	6645 N Sacramento Ave		6646 N Glenwood Ave			
6707 N Whipple St	6721 N Mozart St		6734 N Oxford Ave			
6737 N Francisco Ave	6738 N Talman Ave		6741 N Maplewood Ave			
6757 S Perry Ave	676 N Michigan Ave		6809 N Loleta Ave			
6816 N Ridge Blvd	6824 N Loleta Ave		6828 N Hiawatha Ave			
6829 W 64th St	6853 N Hiawatha Ave		6911 N Olcott Ave			
6925 W Shakespeare Ave	6929 W 64th St		6934 S Bell Ave			
6935 W Hobart Ave	6946 N Odell Ave		6946 N Oleander Ave			
7004 N Rockwell St	7008 N Overhill Ave		7016 N Mankato Ave			
7017 W Henderson St	7021 N Leoti Ave		7051 W 64th St			
7107 N Mobile Ave	711 N Leavitt St		7115 N Olcott Ave			
7116 N Oleander Ave	7124 W Diversey Ave		7127 N Olcott Ave			
7136 N Merrimac Ave	714 W 115th St		7140 N Odell Ave			
7143 S Albany Ave	718 E 89th St		7211 N Wolcott Ave			
7214 W Pratt Ave	7233 W Farwell Ave		7237 S Paxton Ave			
7239 W Fitch Ave	7240 W Coyle Ave		7241 N Oakley Ave			
7241 W Lunt Ave	7250 W Greenleaf Ave		7252 W Thorndale Ave			

2024 - 2028 Capital Improvement Program

NEIGHBORHOOD INFRASTRUCTURE - SIDEWALK CONSTRUCTION PROGRAM

	Phase Start and End Dates	Fund	Total	Prior Years	2024	2024-2028
41253 Shared Sidewalk - 2022						
7259 N Meade Ave	7262 N Mcvicker Ave		728 E 88th Pl			
7309 S May St	7316 N Osceola Ave		7325 W Clarence Ave			
7331 W Summerdale Ave	734 W 43rd St		7342 N Olcott Ave			
7352 W Farwell Ave	7401 W Clarence Ave		7409 N Oketo Ave			
7410 N Talman Ave	7410 S Eberhart Ave		7432 N Octavia Ave			
7437 S Eberhart Ave	7439 N Artesian Ave		7451 N Olcott Ave			
7459 W Seminole St	7510 S Homan Ave		7517 N Osceola Ave			
7522 N Overhill Ave	7522 S Indiana Ave		7524 N Octavia Ave			
7532 S East End Ave	7554 W Forest Preserve Ave		7556 W Touhy Ave			
7558 N Oriole Ave	7601 W Talcott Ave		7611 W Everell Ave			
7628 W Clarence Ave	7628 W Everell Ave		7632 W Catalpa Ave			
7701 S Paxton Ave	7706 W Farragut Ave		7713 W Myrtle Ave			
7718 W Rosedale Ave	7729 W Clarence Ave		7739 W Gregory St			
7742 S Ridgeland Ave	7744 W Hortense Ave		7746 S Euclid Ave			
7751 S Kenton Ave	7755 S Troy St		7759 S Prairie Ave			
7800 S Constance Ave	7821 W Catalpa Ave		7825 W Rosedale Ave			
7826 S Kilbourn Ave	7833 W Farragut Ave		7934 S Homan Ave			
7937 S Laflin St	7945 S Michigan Ave		8004 S Prairie Ave			
8005 S Rhodes Ave	8016 S St Louis Ave		8027 S Troy St			
8036 S Ada St	8036 S Sangamon St		8110 S Evans Ave			
8114 S Spaulding Ave	8118 S Claremont Ave		8125 S Campbell Ave			
8129 S Campbell Ave	8134 S Claremont Ave		8139 W Catherine Ave			
814 W 103rd St	8147 S Paxton Ave		8152 S Vernon Ave			
8214 S Crandon Ave	8228 S Michigan Ave		8240 S Michigan Ave			
8241 S Luella Ave	8246 S Peoria St		8247 W Catherine Ave			
831 W 37th Pl	8338 S Kolin Ave		8339 S Keeler Ave			
8355 S Michigan Ave	8416 S Wabash Ave		8426 S Drexel Ave			

2024 - 2028 Capital Improvement Program

NEIGHBORHOOD INFRASTRUCTURE - SIDEWALK CONSTRUCTION PROGRAM

	Phase Start and End Dates	Fund	Total	Prior Years	2024	2024-2028
41253 Shared Sidewalk - 2022						
8434 S Wabash Ave	8435 S Michigan Ave		8451 W Sunnyside Ave			
8512 S Vernon Ave	8519 S Woodlawn Ave		8520 W Castleisland Ave			
859 N Damen Ave	8646 S Dorchester Ave		8723 S Kenwood Ave			
8729 S Harper Ave	8731 S Elizabeth St		8733 S Carpenter St			
8747 S Crandon Ave	8747 S Elizabeth St		8747 S Kenwood Ave			
8756 S Constance Ave	8823 S Ridgeland Ave		8858 S Euclid Ave			
8905 S Cornell Ave	8919 S Cregier Ave		8932 S Bell Ave			
8935 S Ada St	8949 S Hamilton Ave		8950 S Oakley Ave			
9034 S Euclid Ave	9049 S Hoyne Ave		9100 S Emerald Ave			
9124 S Bell Ave	9125 S Lowe Ave		9147 S Williams Ave			
9148 S Normal Ave	9203 S Throop St		9240 S Indiana Ave			
9240 S Jeffery Ave	9246 S Constance Ave		9251 S Oakley Ave			
930 W Fletcher St	9323 S Muskegon Ave		9336 S Bell Ave			
9338 S Oakley Ave	9341 S Vernon Ave		9342 S Prairie Ave			
9401 S Hamilton Ave	9409 S Eberhart Ave		9410 S Winchester Ave			
9425 S Pleasant Ave	9539 S Wentworth Ave		9601 S Bell Ave			
9606 S Damen Ave	9618 S Genoa Ave		9703 S Hamilton Ave			
9713 S Prospect Ave	9720 S Avenue H		9735 S Parnell Ave			
9740 S Walden Pkwy	9744 S Hamilton Ave		9750 S Longwood Dr			
9758 S Oakley Ave	9772 S Loomis St		9813 S University Ave			
9815 S Winchester Ave	9825 S Forest Ave		9855 S Avenue L			
9901 S Merrill Ave	9919 S Green St		9919 S Prospect Ave			
9922 S Claremont Ave	9941 S Hoyne Ave		9945 S Union Ave			
9953 S Green St	9956 S Bell Ave					

2024 - 2028 Capital Improvement Program

NEIGHBORHOOD INFRASTRUCTURE - SIDEWALK CONSTRUCTION PROGRAM

	Phase Start and End Dates			Fund	Total	Prior Years	2024	2024-2028
41512 Reconstruct and Repair Vaulted Sidewalks - 2022								
	Construct.	Jan-2022	Dec-2025	0C74 - Bond	2,000,000	320,583	679,417	1,679,417
					2,000,000	320,583	679,417	1,679,417

2024 - 2028 Capital Improvement Program

NEIGHBORHOOD INFRASTRUCTURE - SIDEWALK CONSTRUCTION PROGRAM

Phase Start and End Dates			Fund	Total	Prior Years	2024	2024-2028
41820 Shared Sidewalk - 2023							
Construct.	Jul-2023	Oct-2024	0C78 - Bond	4,000,000	918,885	3,081,115	3,081,115
			0PRV - Other	4,000,000	918,885	3,081,115	3,081,115
				8,000,000	1,837,770	6,162,230	6,162,230
10009 S Fairfield Ave	10051 S Campbell Ave	1009 N Rockwell St					
10108 S Morgan St	10135 S Avenue N	1018 W Diversey Pkwy					
10250 S Charles St	1026 W 108th Pl	10314 S Avers Ave					
10317 S Albany Ave	10331 S Trumbull Ave	10334 S Central Park Ave					
10348 S Bell Ave	10405 S Drake Ave	10406 S Sacramento Ave					
10412 S Bell Ave	10432 S Prospect Ave	10441 S Central Park Ave					
10446 S Sawyer Ave	10454 S Troy St	10500 S Artesian Ave					
10505 S Maplewood Ave	10517 S Avenue O	10518 S Hamlin Ave					
1053 N Hoyne Ave	10536 S Lawndale Ave	10541 S Drew St					
10546 S Drake Ave	10546 S Vernon Ave	10551 S Drake Ave					
10604 S Martin St	10605 S Glenroy Ave	10633 S Peoria St					
10640 S Church St	1070 N Hermitage Ave	10700 S Kedzie Ave					
10710 S St Louis Ave	10731 S Washtenaw Ave	10737 S Rhodes Ave					
10754 S Wallace St	10758 S State Line Rd	10805 S Albany Ave					
10811 S Trumbull Ave	10826 S Longwood Dr	10828 S Hoyne Ave					
10829 S Eberhart Ave	10836 S Ridgeway Ave	10854 S Drake Ave					
10855 S Trumbull Ave	10859 S Trumbull Ave	10901 S Kedzie Ave					
10932 S Drake Ave	10954 S Fairfield Ave	1100 N Jean Baptiste Pointe Dusable Lake Shore Dr Sb					
11008 S Sawyer Ave	11015 S Albany Ave	11017 S Lawndale Ave					
11025 S Emerald Ave	11027 S Green Bay Ave	11039 S Hoyne Ave					
1110 W 112th St	1112 N Hoyne Ave	1114 N Winchester Ave					
11151 S Drake Ave	11152 S Washtenaw Ave	11204 S Vernon Ave					
11216 S Bell Ave	11300 S Parnell Ave	11341 S Talman Ave					
11342 S St Louis Ave	11405 S Avenue J	11408 S Wallace St					

2024 - 2028 Capital Improvement Program

NEIGHBORHOOD INFRASTRUCTURE - SIDEWALK CONSTRUCTION PROGRAM

	Phase Start and End Dates	Fund	Total	Prior Years	2024	2024-2028
41820 Shared Sidewalk - 2023						
11411 S Emerald Ave	11456 S Bell Ave		1150 N Lake Shore Dr			
1155 W Armitage Ave	11628 S Campbell Ave		11644 S Oakley Ave			
11718 S Campbell Ave	11754 S Hale Ave		11820 S Princeton Ave			
11828 S Princeton Ave	11845 S Yale Ave		12050 S Lafayette Ave			
12103 S Stewart Ave	12108 S State St		12131 S Laflin St			
12230 S Aberdeen St	12309 S Princeton Ave		1235 N La Salle Dr			
1238 W Fletcher St	1248 W Altgeld St		1255 W Dickens Ave			
1259 W 112th St	13145 S Avenue N		1315 W Cornelia Ave			
13158 S Brandon Ave	1320 N State Pkwy		13209 S Carondelet Ave			
1321 W Wellington Ave	13319 S Carondelet Ave		1337 S Indiana Ave			
1341 S Indiana Ave	13418 S Avenue M		1347 W Hood Ave			
1414 W Catalpa Ave	1415 W Glenlake Ave		1424 W School St			
1428 N State Pkwy	1428 W School St		1429 W Warner Ave			
1444 W Wellington Ave	1451 E 55th St		1462 W 113th Pl			
1466 W Foster Ave	1514 W North Shore Ave		1517 W Hood Ave			
1520 W Fulton St	1522 W Elmdale Ave		1607 N Central Ave			
1618 N Rockwell St	1628 N Newland Ave		1628 W Summerdale Ave			
1629 W Superior St	1633 W Glenlake Ave		1634 N Wolcott Ave			
1635 W Highland Ave	1638 W Le Moyne St		1644 N Normandy Ave			
1655 W 17th St	1665 W Olive Ave		1676 W Hollywood Ave			
1702 N Maplewood Ave	1706 N Sayre Ave		1713 N Sheffield Ave			
1715 W Ohio St	1719 N Tripp Ave		1724 E 93rd St			
1725 W Rascher Ave	1732 N Rockwell St		1740 N Normandy Ave			
1747 N Mozart St	1755 W Crystal St		1759 W Barry Ave			
1809 W Race Ave	1815 E 93rd St		1820 N Lincoln Ave			
1822 W Warner Ave	1823 N Tripp Ave		1829 N Normandy Ave			
1840 N Rutherford Ave	1848 N Humboldt Blvd		1859 W Armitage Ave			

2024 - 2028 Capital Improvement Program

NEIGHBORHOOD INFRASTRUCTURE - SIDEWALK CONSTRUCTION PROGRAM

	Phase Start and End Dates	Fund	Total	Prior Years	2024	2024-2028
41820 Shared Sidewalk - 2023						
1901 N Newland Ave	1904 W Wolfram St		1905 W Leland Ave			
1916 W Wellington Ave	1918 N Oakley Ave		1927 W Melrose St			
1932 N Hermitage Ave	1933 W Cornelia Ave		1934 N Wolcott Ave			
1944 N Albany Ave	1958 N Normandy Ave		1961 N Maud Ave			
1967 W Granville Ave	2001 W Greenleaf Ave		2032 W Cortland St			
2033 W 53rd St	2035 N Larrabee St		2036 N Larrabee St			
2039 N Leclair Ave	2041 W Farragut Ave		2044 W 82nd Pl			
2053 E 80th St	2056 W Cermak Rd		2057 N Lawler Ave			
2058 N Bissell St	2058 N Larrabee St		2059 N La Crosse Ave			
2059 W 19th St	2066 N Stave St		2073 W 107th St			
2085 W Estes Ave	209 N Austin Blvd		2109 W 79th St			
2111 W Waveland Ave	2112 N Nordica Ave		2118 W Addison St			
2118 W Chase Ave	2119 W Warner Ave		2123 W Belle Plaine Ave			
2139 N Kedvale Ave	2143 W Cuyler Ave		2147 W Cuyler Ave			
2155 N Kilpatrick Ave	2155 W Grace St		2200 W Winona St			
2204 W Walton St	222 W Cermak Rd		2221 N Nordica Ave			
2225 W Lunt Ave	2226 W Carmen Ave		2231 W Carmen Ave			
2235 W Mclean Ave	2236 W 113th St		2246 W 19th St			
2249 N Sawyer Ave	2251 N Janssen Ave		2251 W Cornelia Ave			
2255 N Lawler Ave	228 W 112th St		2301 W Ohio St			
2302 W 35th Pl	2304 N Harding Ave		2305 N Commonwealth Ave			
2305 W Waveland Ave	2307 W 22nd Pl		2312 N Keeler Ave			
2319 N Drake Ave	2333 N Melvina Ave		2335 N Avers Ave			
2423 N Racine Ave	2423 W Pensacola Ave		2429 N California Ave			
2441 S Kedzie Ave	2448 N Western Ave		2452 N Rutherford Ave			
2504 N Linder Ave	2506 W Hollywood Ave		2507 E 93rd St			
2508 W Coyle Ave	2510 N Long Ave		2515 N Fairfield Ave			

2024 - 2028 Capital Improvement Program

NEIGHBORHOOD INFRASTRUCTURE - SIDEWALK CONSTRUCTION PROGRAM

	Phase Start and End Dates	Fund	Total	Prior Years	2024	2024-2028
41820 Shared Sidewalk - 2023						
2516 N Talman Ave	2516 W Berteau Ave		2520 N Ashland Ave			
2530 W Winona St	2535 W Morse Ave		2542 N Mozart St			
2548 W Pratt Blvd	2555 W Pope John Paul II Dr		2557 W Farwell Ave			
2557 W Pope John Paul II Dr	2558 N Marmora Ave		2610 N Mildred Ave			
2623 N Rutherford Ave	2637 N Mobile Ave		2637 W Summerdale Ave			
2638 S Avers Ave	2639 W 44th St		2640 S Avers Ave			
2654 S Kildare Ave	2656 S Springfield Ave		2709 N Menard Ave			
2712 W Francis Pl	2725 W Pope John Paul II Dr		2727 W Jarlath St			
2742 N Ashland Ave	2747 W Greenleaf Ave		2751 N Mont Clare Ave			
2756 W Coyle Ave	2756 W Morse Ave		2824 W North Shore Ave			
2827 S Grove St	2829 S Grove St		2833 W Jarvis Ave			
2835 N Kenneth Ave	2837 N Kildare Ave		2839 S Union Ave			
2840 N Kolmar Ave	2846 S Drake Ave		2856 S Kedvale Ave			
2857 W Diversey Ave	2900 N Rockwell St		2900 W Lexington St			
2905 W Jarvis Ave	2918 N Kolmar Ave		2918 W Palmer St			
2920 W Greenleaf Ave	2921 W Leland Ave		2924 N Luna Ave			
2926 N Normandy Ave	2928 N Normandy Ave		2928 W Fletcher St			
2929 W Berwyn Ave	2929 W Rascher Ave		2940 N Parkside Ave			
2941 N Hamlin Ave	2944 N Sheffield Ave		2950 N Laverne Ave			
2954 N Keating Ave	2958 N Kenneth Ave		3008 W Lyndale St			
3014 W Granville Ave	3017 W Belden Ave		3028 W Jerome St			
3030 N Osceola Ave	3039 N Honore St		3039 W Chase Ave			
3044 N Kenmore Ave	3046 W Chase Ave		3052 N Lowell Ave			
3052 N Newcastle Ave	3055 N Kenneth Ave		309 E 87th St			
309 N Justine St	3106 W Jarlath St		3121 W 77th St			
3125 S Wallace St	3129 N Richmond St		3140 N Natoma Ave			
3151 W Arthur Ave	3225 N Laramie Ave		3225 S May St			

2024 - 2028 Capital Improvement Program

NEIGHBORHOOD INFRASTRUCTURE - SIDEWALK CONSTRUCTION PROGRAM

	Phase Start and End Dates	Fund	Total	Prior Years	2024	2024-2028
41820 Shared Sidewalk - 2023						
3230 S Prairie Ave	3238 S May St		3250 N Southport Ave			
3255 W Leland Ave	3324 N Osceola Ave		3324 W 115th St			
333 W Hubbard St	3331 N Page Ave		3342 N Monticello Ave			
3345 N Monticello Ave	3347 N Neva Ave		3351 N Olcott Ave			
3356 N Melvina Ave	3356 W 65th Pl		3358 N Neenah Ave			
337 W 30th Pl	3400 N Natoma Ave		3400 W Carroll Ave			
3406 N Ottawa Ave	3420 N Overhill Ave		3422 W Carroll Ave			
3423 N Paulina St	3425 N Pacific Ave		3427 S Marshfield Ave			
3429 N Harlem Ave	3438 W 72nd Pl		3500 N Lowell Ave			
3501 N Opal Ave	3501 W 76th St		3507 N Ozark Ave			
3510 N Harlem Ave	3523 N Claremont Ave		3527 N Orange Ave			
3529 N Oriole Ave	3533 W 115th St		3540 N Pulaski Rd			
3548 W 76th Pl	3550 N Lake Shore Dr		3550 N Ozark Ave			
3623 W 80th St	3627 W 62nd St		3633 N Plainfield Ave			
3638 N Linder Ave	3651 N Cumberland Ave		368 W Huron St			
3701 N Pontiac Ave	3707 N Pine Grove Ave		3707 W Hayford St			
3710 N Ottawa Ave	3716 N Kenmore Ave		3737 N Pontiac Ave			
3739 W 79th Pl	3743 W 82nd St		3745 N Nordica Ave			
3770 W 75th Pl	3800 N Pulaski Rd		3804 N Newland Ave			
3804 W 60th St	3809 N Nora Ave		3819 N Oketo Ave			
3819 N Pittsburgh Ave	3823 N Oak Park Ave		3836 N Oriole Ave			
3839 W 79th Pl	3841 W 110th St		3841 W Wrightwood Ave			
3845 W Wrightwood Ave	3849 W 110th Pl		3856 N Nordica Ave			
3908 N Ridgeway Ave	3912 N Kildare Ave		3922 N Kilbourn Ave			
3923 N Ashland Ave	3927 W 85th Pl		3929 W 62nd St			
3934 N Paris Ave	3939 N New England Ave		3940 W 60th St			
3942 N Lowell Ave	3942 W 85th Pl		3944 W 60th St			

2024 - 2028 Capital Improvement Program

NEIGHBORHOOD INFRASTRUCTURE - SIDEWALK CONSTRUCTION PROGRAM

	Phase Start and End Dates	Fund	Total	Prior Years	2024	2024-2028
41820 Shared Sidewalk - 2023						
3945 N Nottingham Ave	3948 N Nottingham Ave		3949 N Nottingham Ave			
3951 W Belden Ave	4038 W Dickens Ave		4101 N Neenah Ave			
4102 N Wolcott Ave	411 S Sangamon St		4117 N Lawndale Ave			
4120 W Eddy St	4131 N Major Ave		4133 N Marmora Ave			
4156 W Cornelia Ave	419 W Roslyn Pl		4216 S Wentworth Ave			
4227 N Hermitage Ave	4251 N Kildare Ave		4301 N Kedzie Ave			
4308 N Francisco Ave	4312 W Schubert Ave		4313 N Ridgeway Ave			
4316 W Parker Ave	4321 N Hazel St		4326 S Rockwell St			
4329 N Kostner Ave	433 N Mcclurg Ct		4338 N Leavitt St			
4342 N Ridgeway Ave	435 W Erie St		439 W 38th Pl			
4401 W Wrightwood Ave	4415 N Springfield Ave		4416 N Greenview Ave			
4447 N Merrimac Ave	4449 W Walton St		4451 N Mango Ave			
4451 N Rockwell St	4458 N Meade Ave		4458 S Richmond St			
4458 S Troy St	450 N Leavitt St		4504 N Mcvicker Ave			
4504 W Altgeld St	451 W Aldine Ave		4515 N Forestview Ave			
4518 S Francisco Ave	4520 S Francisco Ave		4523 S Francisco Ave			
4524 S Francisco Ave	4527 N Delphia Ave		4528 S Francisco Ave			
4530 S Kilpatrick Ave	4531 S Francisco Ave		4532 N Merrimac Ave			
4535 N Rockwell St	4536 N Meade Ave		4537 S Leclair Ave			
4542 S Sacramento Ave	4557 N Kenton Ave		4557 N Merrimac Ave			
4561 N Merrimac Ave	4608 W Montana St		4617 N Kenton Ave			
4628 S Richmond St	4631 S Francisco Ave		4640 W Palmer St			
4641 S Albany Ave	4655 N Hermitage Ave		4660 N Reserve Ave			
4700 N Maria Ct	4700 W 83rd St		4704 W Altgeld St			
4718 W Altgeld St	4719 N Springfield Ave		4722 N Rockwell St			
4726 N Lamon Ave	4731 S Lawler Ave		4732 N Kelso Ave			
4741 S Kimbark Ave	4758 S Dr Martin Luther King Jr Dr		4812 S Lamon Ave			

2024 - 2028 Capital Improvement Program

NEIGHBORHOOD INFRASTRUCTURE - SIDEWALK CONSTRUCTION PROGRAM

	Phase Start and End Dates	Fund	Total	Prior Years	2024	2024-2028
41820 Shared Sidewalk - 2023						
4818 N Moody Ave	4836 W Belden Ave		4837 W Argyle St			
4840 N Nottingham Ave	4840 W Cortland St		4841 N Rutherford Ave			
4847 S Lawler Ave	4850 W Grace St		4854 W Melrose St			
4863 W Catalpa Ave	4864 W Eddy St		4869 N Ashland Ave			
4903 N Winchester Ave	4910 S Winchester Ave		4916 N Nottingham Ave			
4921 W Drummond Pl	4928 W Grace St		4929 N Sayre Ave			
4944 N Nagle Ave	4948 N Nagle Ave		4950 W Wrightwood Ave			
4951 N Nashville Ave	4952 N Keeler Ave		4954 N Ridgeway Ave			
4965 N Mason Ave	500 W Superior St		5000 N Marine Dr			
5000 W Catalpa Ave	5005 N Rockwell St		5010 N Melvina Ave			
5012 S Laporte Ave	5019 W Sunnyside Ave		5022 N Nashville Ave			
5022 N Sayre Ave	5028 W Grace St		5036 N Sayre Ave			
5036 W Pensacola Ave	5041 S Laporte Ave		5042 S Paulina St			
5049 S Laporte Ave	5056 N Natoma Ave		5057 N Tripp Ave			
5059 W Winnemac Ave	506 W 128th St		5100 N Natchez Ave			
5103 N Keating Ave	5116 W Carmen Ave		5120 N Melvina Ave			
5132 N Newcastle Ave	5137 S Ellis Ave		5139 W Winona St			
5143 N Chester Ave	5144 N Albany Ave		5146 N Lowell Ave			
5155 S Washtenaw Ave	5156 W Dakin St		517 W 40th Pl			
5201 N Washtenaw Ave	5201 W Agatite Ave		5212 N Leclair Ave			
5220 W Oakdale Ave	5221 W Cuyler Ave		5226 W Pensacola Ave			
5229 N Moody Ave	5232 N Ashland Ave		5235 N Lind Ave			
5239 N Rutherford Ave	5240 N Washtenaw Ave		5252 N Mobile Ave			
5258 W Eddy St	527 N Marshfield Ave		5310 N Mcvicker Ave			
5316 N Virginia Ave	5317 N Paulina St		5328 S Latrobe Ave			
533 W 95th St	5330 N Bernard St		5330 N Nashville Ave			
5331 N Luna Ave	5336 N Osceola Ave		5337 N Ravenswood Ave			

2024 - 2028 Capital Improvement Program

NEIGHBORHOOD INFRASTRUCTURE - SIDEWALK CONSTRUCTION PROGRAM

	Phase Start and End Dates	Fund	Total	Prior Years	2024	2024-2028
41820 Shared Sidewalk - 2023						
5339 S Sayre Ave	5340 N New England Ave		5344 N Spaulding Ave			
5344 W Winnemac Ave	5346 N Oconto Ave		5349 N Central Ave			
5352 S Narragansett Ave	5355 S Nottingham Ave		5385 N Lynch Ave			
5400 S Narragansett Ave	5404 N Lieb Ave		5409 W Gladys Ave			
5416 W Dakin St	542 N Drake Ave		5425 S Albany Ave			
5425 W Parker Ave	5435 N Oriole Ave		5439 W Schubert Ave			
5442 N Wayne Ave	5448 W Agatite Ave		5453 W Leland Ave			
5456 N Ashland Ave	5457 N Oriole Ave		5475 N New England Ave			
5500 W Cullom Ave	5501 N Long Ave		5509 N Nottingham Ave			
5509 W Hutchinson St	552 W Armitage Ave		5521 N Bernard St			
554 W 126th Pl	5540 N Parkside Ave		5542 W Byron St			
5545 W Giddings St	555 N Menard Ave		557 W Dickens Ave			
561 N Lockwood Ave	5614 N Menard Ave		5616 S Newcastle Ave			
5618 W Gunnison St	5627 S Nagle Ave		5633 N Milwaukee Ave			
5642 W School St	5655 N Moody Ave		5655 S Neva Ave			
5681 W Goodman St	57 W Erie St		5700 N St Louis Ave			
5701 W Waveland Ave	5701 W Wilson Ave		5707 N Ashland Ave			
5708 N Christiana Ave	5714 N Odell Ave		5721 S Archer Ave			
5728 W Giddings St	5746 N Milwaukee Ave		5746 W Patterson Ave			
5751 N Odell Ave	5755 N Fairfield Ave		5756 W Giddings St			
5759 W Pensacola Ave	5784 N Rogers Ave		5807 N Campbell Ave			
5815 N Mason Ave	5817 N Manton Ave		5818 W Giddings St			
5828 S Western Ave	5830 W Warwick Ave		5846 W Giddings St			
5856 N Medina Ave	5871 N Medina Ave		5898 N Caldwell Ave			
5900 N Mulligan Ave	5918 N Talman Ave		5924 W Race Ave			
5928 W Giddings St	5939 W Berenice Ave		5950 N Newburg Ave			
6000 W 55th St	6004 W Waveland Ave		6029 N Maplewood Ave			

2024 - 2028 Capital Improvement Program

NEIGHBORHOOD INFRASTRUCTURE - SIDEWALK CONSTRUCTION PROGRAM

	Phase Start and End Dates	Fund	Total	Prior Years	2024	2024-2028
41820 Shared Sidewalk - 2023						
6040 N Marmora Ave	6048 N Albany Ave		6059 W Byron St			
6060 N Menard Ave	6085 N Sauganash Ave		6088 N Navarre Ave			
6100 W Melrose St	6106 N Neva Ave		6110 W Patterson Ave			
6112 N Campbell Ave	6121 N Harding Ave		6121 N Kedvale Ave			
6124 N Central Park Ave	6137 N Clark St		6137 N Harding Ave			
6139 W Touhy Ave	6142 N Olcott Ave		6150 N Avers Ave			
617 N Waller Ave	6172 N Nassau Ave		6200 N Washtenaw Ave			
6204 N Ridgeway Ave	6206 W Melrose St		6210 N Bernard St			
6210 S Kolin Ave	6214 S Narragansett Ave		6216 N Oak Park Ave			
6217 N Campbell Ave	6219 N Kilpatrick Ave		6221 N Drake Ave			
6222 W Huntington St	6226 S Melvina Ave		6241 N Richmond St			
6242 S Keeler Ave	6244 N Kildare Ave		6246 N Lawndale Ave			
6247 N Nordica Ave	625 W 46th Pl		6251 N Oakley Ave			
6256 N Olcott Ave	6257 W Berenice Ave		6270 N Louise Ave			
6320 W Peterson Ave	6323 N Navajo Ave		6337 S Keating Ave			
6358 N Hiawatha Ave	6425 S Richmond St		6455 S Narragansett Ave			
6458 W Bloomingdale Ave	6517 N Albany Ave		6521 N Nordica Ave			
6530 S Sacramento Ave	6540 N Francisco Ave		6540 N Olympia Ave			
6547 N Richmond St	6550 S Francisco Ave		6600 N Sacramento Ave			
6603 W Higgins Ave	6617 W Schorsch St		6619 N Onarga Ave			
6623 W School St	6624 N Whipple St		6631 N Maplewood Ave			
6637 N Sioux Ave	6650 N Artesian Ave		6700 N Keota Ave			
6705 N Washtenaw Ave	6710 W Devon Ave		6711 S Bennett Ave			
6717 S Bennett Ave	6728 N Jean Ave		6728 N Mozart St			
6736 N Hermitage Ave	6736 S Cregier Ave		6753 N Oxford Ave			
6811 W Higgins Ave	6823 N Moselle Ave		6834 W Altgeld St			
6847 N Wildwood Ave	6853 N Jean Ave		6907 N Oakley Ave			

2024 - 2028 Capital Improvement Program

NEIGHBORHOOD INFRASTRUCTURE - SIDEWALK CONSTRUCTION PROGRAM

	Phase Start and End Dates	Fund	Total	Prior Years	2024	2024-2028
41820 Shared Sidewalk - 2023						
6921 N Ottawa Ave	6932 N Osceola Ave		6937 N Olcott Ave			
6943 W Fletcher St	6956 N Ozark Ave		6967 N Mcalpin Ave			
6973 N Monon Ave	70 W Burton Pl		7000 N Monon Ave			
7005 N Overhill Ave	7009 W Higgins Ave		7035 N Oleander Ave			
7041 N Monon Ave	7041 S St Lawrence Ave		7061 N Greenview Ave			
7064 N Greenview Ave	7100 N Sioux Ave		7115 N Oleander Ave			
712 E 87th Pl	7201 S Fairfield Ave		7224 N Olcott Ave			
7229 N Oketo Ave	7276 W Everell Ave		7300 N Oleander Ave			
7307 W Ibsen St	7319 W Coyle Ave		7323 N Oconto Ave			
733 W Briar Pl	7345 N Ottawa Ave		7354 S Francisco Ave			
7400 S Calumet Ave	7401 S Michigan Ave		7404 N Odell Ave			
7407 W Gregory St	7411 N Fairfield Ave		7411 W Myrtle Ave			
7444 S Euclid Ave	7455 N Rockwell St		7459 N Oriole Ave			
7520 N Odell Ave	7528 W Ardmore Ave		7535 W Howard St			
7539 W Devon Ave	7539 W Myrtle Ave		755 W North Ave			
7576 W Devon Ave	7620 W Catalpa Ave		7621 S Calumet Ave			
7640 W Catalpa Ave	7652 W Touhy Ave		7655 W Talcott Ave			
7721 W Myrtle Ave	7738 W Farragut Ave		7741 W Catalpa Ave			
7747 S Winchester Ave	7801 W Catalpa Ave		7806 W Cornelia Ave			
7837 W Farragut Ave	7929 S East End Ave		8000 S Throop St			
8026 S Indiana Ave	8111 S Prairie Ave		8125 S Artesian Ave			
8146 W Catherine Ave	8219 W Addison St		822 E 48th St			
822 S Loomis St	8220 S Langley Ave		8231 S Clyde Ave			
8238 S Paxton Ave	8252 S Clyde Ave		8334 S Indiana Ave			
8336 S Calumet Ave	8336 W Berwyn Ave		8401 S Michigan Ave			
8410 W Brodman Ave	8431 S Indiana Ave		8458 S Prairie Ave			
850 W Willow St	8500 S Calumet Ave		8501 W Foster Ave			

2024 - 2028 Capital Improvement Program

NEIGHBORHOOD INFRASTRUCTURE - SIDEWALK CONSTRUCTION PROGRAM

	Phase Start and End Dates			Fund	Total	Prior Years	2024	2024-2028
41820 Shared Sidewalk - 2023								
8504 S Calumet Ave	8508 W Agatite Ave				8527 S Paulina St			
857 N Dearborn St	8613 S Karlov Ave				8617 S Marshfield Ave			
8626 W Sunnyside Ave	8634 S Dorchester Ave				8723 S Luella Ave			
8726 S Paxton Ave	8746 S Dante Ave				876 N Marshfield Ave			
8811 S Michigan Ave	8826 S Racine Ave				8833 S Beverly Ave			
8836 S East End Ave	8938 S Cornell Ave				8939 S Bell Ave			
8960 S Ridgeland Ave	900 N Wolcott Ave				9040 S Claremont Ave			
9041 S Paulina St	908 N Wolcott Ave				908 W Argyle St			
9137 S Pleasant Ave	9139 S Euclid Ave				9140 S Damen Ave			
9151 S Hoyne Ave	9155 S Hoyne Ave				918 W Fletcher St			
9214 S Bennett Ave	9227 S Constance Ave				9237 S Longwood Dr			
9239 S Prairie Ave	9309 S Pleasant Ave				9318 S Green St			
9333 S Elizabeth St	9345 S Pleasant Ave				9349 S Ridgeland Ave			
9534 S Dobson Ave	9542 S Bell Ave				9558 S Princeton Ave			
9640 S Lowe Ave	9643 S Calumet Ave				9729 S Claremont Ave			
9734 S Dobson Ave	9737 S Princeton Ave				9740 S Avalon Ave			
9748 S Dobson Ave	9751 S Damen Ave				9813 S Sangamon St			
9830 S Avenue H	9935 S Hoyne Ave				9946 S Damen Ave			
41822 Reconstruct and Repair Vaulted Sidewalks - 2023								
	Construct.	Jun-2023	Dec-2024	0C78 - Bond	1,000,000	0	1,000,000	1,000,000
					1,000,000	0	1,000,000	1,000,000
42516 Hazardous Right of Way Repair - 2024								
	Construct.	Jan-2024	Dec-2025	0C80 - Bond	3,000,000	0	1,500,000	3,000,000
					3,000,000	0	1,500,000	3,000,000

2024 - 2028 Capital Improvement Program

NEIGHBORHOOD INFRASTRUCTURE - SIDEWALK CONSTRUCTION PROGRAM

	Phase Start and End Dates			Fund	Total	Prior Years	2024	2024-2028
42517 Shared Sidewalk - 2024								
	Design	Jan-2024	Jun-2024	0C80 - Bond	4,000,000	0	4,000,000	4,000,000
	Construct.	Jan-2024	Dec-2024	0PRV - Other	4,000,000	0	4,000,000	4,000,000
					8,000,000	0	8,000,000	8,000,000
42518 Reconstruct and Repair Vaulted Sidewalks - 2024								
	Construct.	Jan-2024	Dec-2026	0C80 - Bond	1,000,000	0	250,000	1,000,000
					1,000,000	0	250,000	1,000,000
43009 Shared Sidewalk - 2025								
	Construct.	Jan-2025	Dec-2025	0GOF - Bond	4,000,000	0	0	4,000,000
				0PRV - Other	4,000,000	0	0	4,000,000
					8,000,000	0	0	8,000,000
43067 Right-of-Way Concrete Construction - 2023								
	Construct.	Apr-2023	Dec-2025	0C78 - Bond	23,718,000	6,446,513	8,635,744	17,271,487
					23,718,000	6,446,513	8,635,744	17,271,487
43068 Right-of-Way Concrete Construction - 2024								
	Construct.	Apr-2024	Jul-2026	0C80 - Bond	24,354,540	0	8,118,180	24,354,540
					24,354,540	0	8,118,180	24,354,540
43070 Right-of-Way Concrete Construction - 2025								
	Construct.	Apr-2025	Dec-2026	0GOF - Bond	12,000,000	0	0	12,000,000
					12,000,000	0	0	12,000,000
43430 Wells Street (Lake to Court) Vaulted Sidewalk Repairs								
	Design	Nov-2022	Jan-2023	0A92 - TIF	2,950,000	0	2,950,000	2,950,000
	Construct.	Jul-2024	Dec-2024		2,950,000	0	2,950,000	2,950,000

On N Wells St From W Lake St To W Court Pl

2024 - 2028 Capital Improvement Program

NEIGHBORHOOD INFRASTRUCTURE - SIDEWALK CONSTRUCTION PROGRAM

	Phase Start and End Dates			Fund	Total	Prior Years	2024	2024-2028
43522 Hazardous Right of Way Repairs - 2023								
	Construct.	Jan-2023	Dec-2024	0C78 - Bond	3,000,000	2,666,196	333,804	333,804
					3,000,000	2,666,196	333,804	333,804
43950 Right-of-Way Concrete Construction - 2026								
	Construct.	Jan-2026	Dec-2027	0GOF - Bond	25,837,731	0	0	25,837,731
					25,837,731	0	0	25,837,731
43951 Shared Sidewalk - 2026								
	Construct.	Jan-2026	Dec-2026	0GOF - Bond	4,000,000	0	0	4,000,000
				0PRV - Other	4,000,000	0	0	4,000,000
					8,000,000	0	0	8,000,000
43952 Hazardous Right of Way Repair - 2026								
	Construct.	Jan-2026	Dec-2026	0GOF - Bond	3,000,000	0	0	3,000,000
					3,000,000	0	0	3,000,000
43953 Reconstruct and Repair Vaulted Sidewalks - 2026								
	Construct.	Jan-2026	Dec-2026	0GOF - Bond	1,000,000	0	0	1,000,000
					1,000,000	0	0	1,000,000
44118 Lake Calumet TIF Sidewalk Repairs								
	Design	Jan-2022	May-2023	0910 - TIF	1,360,000	1,057,278	302,722	302,722
	Construct.	Apr-2022	Dec-2024		1,360,000	1,057,278	302,722	302,722
On E 100th St From S Commercial Ave To S Avenue N								On E 104th St From S Torrence Ave To S Muskegon Ave
On E 107th St From S Burley Ave To S Buffalo Ave								On S Stony Island Ave From E 122nd St To E 126th St
On S Torrence Ave From E 107th St To E 109th St								
44124 Various State Funded Improvements in the 22nd District - Project #3								
	Construct.	Jan-2023	Aug-2029	SOCC - State	10,000,000	0	5,000,000	10,000,000
					10,000,000	0	5,000,000	10,000,000

2024 - 2028 Capital Improvement Program

NEIGHBORHOOD INFRASTRUCTURE - SIDEWALK CONSTRUCTION PROGRAM

	Phase	Start and End Dates	Fund	Total	Prior Years	2024	2024-2028
44248 Chicago/Central Park TIF Sidewalk Replacement							
	Design	Apr-2022	May-2022	0978 - TIF	150,000	23,293	126,707
	Construct.	Jun-2024	Dec-2024		150,000	23,293	126,707
On N St Louis Ave From W Fulton Blvd To W Carroll Ave							
44744 Right-of-Way Concrete Construction - 2027							
	Construct.	Jan-2027	Dec-2028	OGOF - Bond	23,881,046	0	0
					23,881,046	0	0
							15,881,046
44745 Hazardous Right of Way Repairs - 2027							
	Construct.	Jan-2027	Dec-2027	OGOF - Bond	4,000,000	0	0
					4,000,000	0	0
							4,000,000
44746 Shared Sidewalk - 2027							
	Construct.	Jan-2027	Dec-2027	OGOF - Bond	4,000,000	0	0
				OPRV - Other	4,000,000	0	0
					8,000,000	0	0
							8,000,000
44747 Reconstruct and Repair Vaulted Sidewalks - 2027							
	Construct.	Jan-2027	Dec-2027	OGOF - Bond	1,000,000	0	0
					1,000,000	0	0
							1,000,000
45612 Right-of-Way Concrete Construction - 2028							
	Construct.	Jan-2028	Dec-2029	OGOF - Bond	24,000,000	0	0
					24,000,000	0	0
							10,000,000
45613 Hazardous Right of Way Repairs - 2028							
	Construct.	Jan-2028	Dec-2028	OGOF - Bond	4,000,000	0	0
					4,000,000	0	0
							4,000,000

2024 - 2028 Capital Improvement Program

NEIGHBORHOOD INFRASTRUCTURE - SIDEWALK CONSTRUCTION PROGRAM

		Phase Start and End Dates		Fund	Total	Prior Years	2024	2024-2028
45614 Shared Sidewalk - 2028								
	Construct.	Jan-2028	Dec-2028	OGOF - Bond	4,000,000	0	0	4,000,000
				OPRV - Other	4,000,000	0	0	4,000,000
					8,000,000	0	0	8,000,000
45615 Reconstruct and Repair Vaulted Sidewalks - 2028								
	Construct.	Jan-2028	Dec-2028	OGOF - Bond	1,000,000	0	0	1,000,000
					1,000,000	0	0	1,000,000
SIDEWALK CONSTRUCTION PROGRAM					\$234,251,317	\$19,480,750	\$49,929,687	\$192,770,567
NEIGHBORHOOD INFRASTRUCTURE Total					\$2,395,098,510	\$124,947,612	\$407,987,736	\$1,979,699,318

2024 - 2028 Capital Improvement Program

SEWER SYSTEM - SEWER LINING

		Phase Start and End Dates		Fund	Total	Prior Years	2024	2024-2028
42008 2023 Sewer Main Lining								
	Construct.	Jan-2023	Jun-2024	0F72 - State-IEPA	22,588,082	22,575,939	12,143	12,143
				0F76 - State-IEPA	20,337,678	5,100,000	15,237,678	15,237,678
					42,925,760	27,675,939	15,249,821	15,249,821
42541 2024 Sewer Main Lining								
	Construct.	Jan-2024	Jun-2025	0F76 - State-IEPA	17,167,793	0	17,167,793	17,167,793
				SEPA - State-IEPA	34,029,688	0	0	34,029,688
					51,197,481	0	17,167,793	51,197,481
42832 Sewer Lining - Large Diameter PN7541A (IEPA)								
	Construct.	Jul-2022	Jun-2024	0F24 - Bond	1,614,502	0	1,614,502	1,614,502
				0F71 - State-IEPA	6,092,620	3,801,892	2,290,728	2,290,728
					7,707,122	3,801,892	3,905,230	3,905,230
42833 Sewer Lining - Large Diameter - PN7541B (IEPA)								
	Construct.	Jul-2022	Jun-2024	0F71 - State-IEPA	4,686,322	1,222,000	3,464,322	3,464,322
					4,686,322	1,222,000	3,464,322	3,464,322
43277 2025 Sewer Main Lining								
	Construct.	Jan-2025	Jun-2026	SEPA - State-IEPA	51,197,297	0	0	51,197,297
					51,197,297	0	0	51,197,297
44095 2026 Sewer Main Lining								
	Construct.	Jan-2026	Jun-2027	SEPA - State-IEPA	51,197,000	0	0	51,197,000
					51,197,000	0	0	51,197,000
44243 Sewer Lining - Large Diameter PN7541C (IEPA)								
	Construct.	Jul-2022	Jun-2024	0F71 - State-IEPA	7,255,218	2,282,000	4,973,218	4,973,218
					7,255,218	2,282,000	4,973,218	4,973,218
44693 Sewer Main Lining 2027								
	Construct.	Jan-2027	Jun-2028	SEPA - State-IEPA	51,197,000	0	0	51,197,000
					51,197,000	0	0	51,197,000

Fund Summary by Capital Program, Subprogram, Fund Type

Fund Source	2024	2025	2026	2027	2028	5 Year Total
Program	SEWER SYSTEM					
Subprogram	SEWER LINING					
Fund Type: Bond						
0F24 2014 Wastewater Bond	\$ 1,614,502	\$	\$	\$	\$	\$ 1,614,502
Fund Type: State-IEPA						
0F71 L175798 Large Diameter Sewer Main Lining	10,728,268					10,728,268
0F72 IEPA Loan L17-5799 Lining Rehabilitation Sewer Project	12,143					12,143
0F76 IEPA Loan L17-6046 Sewer Lining Rehabilitation	32,405,471					32,405,471
SEPA Sewer IEPA Loans		100,079,985	82,397,000	83,645,000	84,943,297	351,065,282
Total State-IEPA	\$ 43,145,882	\$ 100,079,985	\$ 82,397,000	\$ 83,645,000	\$ 84,943,297	\$ 394,211,164
Total SEWER LINING	\$ 44,760,384	\$ 100,079,985	\$ 82,397,000	\$ 83,645,000	\$ 84,943,297	\$ 395,825,666
Subprogram	SEWER REHAB					
Fund Type: Bond						
0F70 Series Second Lien Wastewater Revenue Bonds	68,083,000					68,083,000
SBOF Sewer Bonds & Other Sources - Future		57,436,000	65,137,000	73,920,000	70,806,000	267,299,000
Total Bond	\$ 68,083,000	\$ 57,436,000	\$ 65,137,000	\$ 73,920,000	\$ 70,806,000	\$ 335,382,000
Fund Type: City						
SPGO Paygo Capital Sewer - Future	2,000,000					2,000,000
Total SEWER REHAB	\$ 70,083,000	\$ 57,436,000	\$ 65,137,000	\$ 73,920,000	\$ 70,806,000	\$ 337,382,000

Fund Summary by Capital Program, Subprogram, Fund Type

Fund Source	2024	2025	2026	2027	2028	5 Year Total
Program	SEWER SYSTEM					
Subprogram	SEWER REPLACEMENT/CONSTRUCTION					
Fund Type: Bond						
0C76 2022 Chicago Recovery Plan GO Bond	470,501					470,501
0C80 2024 Capital Projects TE	1,933,800					1,933,800
0F24 2014 Wastewater Bond	6,800					6,800
0F70 Series Second Lien Wastewater Revenue Bonds	52,804,921	3,000,000				55,804,921
0GOF Future Bonds And Other Sources		8,117,000	16,600,000	16,098,000	17,610,000	58,425,000
SBOF Sewer Bonds & Other Sources - Future		56,306,016	119,732,656	176,190,000	185,080,000	537,308,672
Total Bond	\$ 55,216,022	\$ 67,423,016	\$ 136,332,656	\$ 192,288,000	\$ 202,690,000	\$ 653,949,694
Fund Type: City						
0F19 Paygo Capital - Sewer	3,401,350					3,401,350
SPGO Paygo Capital Sewer - Future	9,943,176	3,000,000				12,943,176
Total City	\$ 13,344,526	\$ 3,000,000	\$ 0	\$ 0	\$ 0	\$ 16,344,526
Fund Type: Federal-WIFIA						
0F69 Water Infrastructure Finance & Innovation Act (WIFIA)	3,480,840	24,296,000				27,776,840
WIFF Water Infrastructure Finance and Innovation Act (WIFIA) -	\$	\$	\$ 25,026,000	\$ 25,776,000	\$ 26,550,000	\$ 77,352,000
Total Federal-WIFIA	\$ 3,480,840	\$ 24,296,000	\$ 25,026,000	\$ 25,776,000	\$ 26,550,000	\$ 105,128,840
Fund Type: State-IEPA						
SEPA Sewer IEPA Loans		21,210,000	21,846,000	22,501,000	23,176,000	88,733,000
Total SEWER REPLACEMENT/CONSTRUCTION	\$ 72,041,388	\$ 115,929,016	\$ 183,204,656	\$ 240,565,000	\$ 252,416,000	\$ 864,156,060
Total SEWER SYSTEM	\$ 186,884,772	\$ 273,445,001	\$ 330,738,656	\$ 398,130,000	\$ 408,165,297	\$ 1,597,363,726

2024 - 2028 Capital Improvement Program

SEWER SYSTEM - SEWER LINING

		Phase Start and End Dates		Fund	Total	Prior Years	2024	2024-2028
42008 2023 Sewer Main Lining								
	Construct.	Jan-2023	Jun-2024	0F72 - State-IEPA	22,588,082	22,575,939	12,143	12,143
				0F76 - State-IEPA	20,337,678	5,100,000	15,237,678	15,237,678
					42,925,760	27,675,939	15,249,821	15,249,821
42541 2024 Sewer Main Lining								
	Construct.	Jan-2024	Jun-2025	0F76 - State-IEPA	17,167,793	0	17,167,793	17,167,793
				SEPA - State-IEPA	34,029,688	0	0	34,029,688
					51,197,481	0	17,167,793	51,197,481
42832 Sewer Lining - Large Diameter PN7541A (IEPA)								
	Construct.	Jul-2022	Jun-2024	0F24 - Bond	1,614,502	0	1,614,502	1,614,502
				0F71 - State-IEPA	6,092,620	3,801,892	2,290,728	2,290,728
					7,707,122	3,801,892	3,905,230	3,905,230
42833 Sewer Lining - Large Diameter - PN7541B (IEPA)								
	Construct.	Jul-2022	Jun-2024	0F71 - State-IEPA	4,686,322	1,222,000	3,464,322	3,464,322
					4,686,322	1,222,000	3,464,322	3,464,322
43277 2025 Sewer Main Lining								
	Construct.	Jan-2025	Jun-2026	SEPA - State-IEPA	51,197,297	0	0	51,197,297
					51,197,297	0	0	51,197,297
44095 2026 Sewer Main Lining								
	Construct.	Jan-2026	Jun-2027	SEPA - State-IEPA	51,197,000	0	0	51,197,000
					51,197,000	0	0	51,197,000
44243 Sewer Lining - Large Diameter PN7541C (IEPA)								
	Construct.	Jul-2022	Jun-2024	0F71 - State-IEPA	7,255,218	2,282,000	4,973,218	4,973,218
					7,255,218	2,282,000	4,973,218	4,973,218
44693 Sewer Main Lining 2027								
	Construct.	Jan-2027	Jun-2028	SEPA - State-IEPA	51,197,000	0	0	51,197,000
					51,197,000	0	0	51,197,000

2024 - 2028 Capital Improvement Program

SEWER SYSTEM - SEWER LINING

		Phase Start and End Dates		Fund	Total	Prior Years	2024	2024-2028
45377 2028 Sewer Main Lining								
	Construct.	Jan-2028	Jun-2029	SEPA - State-IEPA	51,197,297	0	0	36,050,297
					51,197,297	0	0	36,050,297
45378 2025 Large Main Sewer Lining								
	Construct.	Jan-2025	Jun-2026	SEPA - State-IEPA	30,000,000	0	0	30,000,000
					30,000,000	0	0	30,000,000
45379 2026 Large Main Sewer Lining								
	Construct.	Jan-2026	Jun-2027	SEPA - State-IEPA	31,200,000	0	0	31,200,000
					31,200,000	0	0	31,200,000
45380 2027 Large Main Sewer Lining								
	Construct.	Jan-2027	Jun-2028	SEPA - State-IEPA	32,448,000	0	0	32,448,000
					32,448,000	0	0	32,448,000
45381 2028 Large Main Sewer Lining								
	Construct.	Jan-2028	Jun-2028	SEPA - State-IEPA	33,746,000	0	0	33,746,000
					33,746,000	0	0	33,746,000
SEWER LINING Total					\$445,954,497	\$34,981,831	\$44,760,384	\$395,825,666

2024 - 2028 Capital Improvement Program

SEWER SYSTEM - SEWER REHAB

		Phase Start and End Dates		Fund	Total	Prior Years	2024	2024-2028
41999 2023 - Sewer Structure Rehabilitation								
	Construct.	Jan-2023	Jun-2024	0F70 - Bond	10,000,000	988,000	9,012,000	9,012,000
					10,000,000	988,000	9,012,000	9,012,000
42536 2024 - Sewer Structure Rehabilitation								
	Construct.	Jan-2024	Dec-2024	0F70 - Bond	10,006,000	0	10,006,000	10,006,000
					10,006,000	0	10,006,000	10,006,000
42542 2024 Sewer Main Cleaning & Televising								
	Construct.	Jan-2024	Dec-2024	0F70 - Bond	5,940,000	0	5,940,000	5,940,000
					5,940,000	0	5,940,000	5,940,000
43266 2025 - Sewer Structure Rehabilitation								
	Construct.	Jan-2025	Jun-2026	SBOF - Bond	10,816,000	0	0	10,816,000
					10,816,000	0	0	10,816,000
43276 2025 Sewer Main Cleaning & Televising								
	Construct.	Jan-2025	Dec-2025	SBOF - Bond	7,280,000	0	0	7,280,000
					7,280,000	0	0	7,280,000
44086 2026 - Sewer Structure Rehabilitation								
	Construct.	Jan-2026	Jun-2027	SBOF - Bond	11,249,000	0	0	11,249,000
					11,249,000	0	0	11,249,000
44094 2026 Sewer Main Cleaning & Televising								
	Construct.	Jan-2026	Dec-2026	SBOF - Bond	7,571,000	0	0	7,571,000
					7,571,000	0	0	7,571,000
44685 2027 - Sewer Structure Rehabilitation								
	Construct.	Jan-2027	Dec-2027	SBOF - Bond	11,699,000	0	0	11,699,000
					11,699,000	0	0	11,699,000

2024 - 2028 Capital Improvement Program

SEWER SYSTEM - SEWER REHAB

		Phase Start and End Dates		Fund	Total	Prior Years	2024	2024-2028
44692 Sewer Main Cleaning & Televising - 2027								
	Construct.	Jan-2027	Dec-2027	SBOF - Bond	7,874,000	0	0	7,874,000
					7,874,000	0	0	7,874,000
45414 2028 - Sewer Structure Rehabilitation								
	Construct.	Jan-2028	Dec-2028	SBOF - Bond	12,167,000	0	0	12,167,000
					12,167,000	0	0	12,167,000
45416 2028 Sewer Main Cleaning & Televising								
	Construct.	Jan-2028	Dec-2028	SBOF - Bond	8,189,000	0	0	8,189,000
					8,189,000	0	0	8,189,000
45417 2024 Private Drains in the Right of Way								
	Construct.	Jan-2024	Dec-2024	0F70 - Bond	43,125,000	0	43,125,000	43,125,000
					43,125,000	0	43,125,000	43,125,000
45418 2025 Private Drains in the Right of Way								
	Construct.	Jan-2025	Dec-2025	SBOF - Bond	44,850,000	0	0	44,850,000
					44,850,000	0	0	44,850,000
45419 2026 Private Drains in the Right of Way								
	Construct.	Jan-2026	Dec-2026	SBOF - Bond	46,644,000	0	0	46,644,000
					46,644,000	0	0	46,644,000
45421 2027 Private Drains in the Right of Way								
	Construct.	Jan-2027	Dec-2027	SBOF - Bond	48,510,000	0	0	48,510,000
					48,510,000	0	0	48,510,000
45422 2028 Private Drains in the Right of Way								
	Construct.	Jan-2028	Dec-2028	SBOF - Bond	50,450,000	0	0	50,450,000
					50,450,000	0	0	50,450,000

2024 - 2028 Capital Improvement Program

SEWER SYSTEM - SEWER REHAB

		Phase Start and End Dates		Fund	Total	Prior Years	2024	2024-2028
45685 Shoreline Headwall Removal and Revetment - Cicero/Bryn Mawr								
	Construct.	Sep-2024	Dec-2024	SPGO - City	2,000,000	0	2,000,000	2,000,000
					<u>2,000,000</u>	<u>0</u>	<u>2,000,000</u>	<u>2,000,000</u>
SEWER REHAB Total					\$338,370,000	\$988,000	\$70,083,000	\$337,382,000

2024 - 2028 Capital Improvement Program

SEWER SYSTEM - SEWER REPLACEMENT/CONSTRUCTION

		Phase Start and End Dates		Fund	Total	Prior Years	2024	2024-2028
40413 Regional Solution - Area 4								
	Design	Jul-2021	Dec-2025	0F19 - City	7,725,342	6,972,992	752,350	752,350
	Construct.	Jul-2026	Jun-2031	0F70 - Bond	10,000,000	0	7,000,000	10,000,000
				OGOF - Bond	15,394,000	0	0	0
				SBOF - Bond	638,500,000	0	0	308,500,000
				WBOF - Bond	20,406,000	0	0	0
					692,025,342	6,972,992	7,752,350	319,252,350
40912 2021 Ancillary Sewer Construction								
	Construct.	Jan-2021	Jul-2024	0F06 - Bond	603,687	603,687	0	0
				0F19 - City	15,000,000	12,483,000	2,517,000	2,517,000
				0F24 - Bond	1,033,030	1,026,230	6,800	6,800
					16,636,717	14,112,917	2,523,800	2,523,800
41308 2022 Ancillary Sewer Construction								
	Construct.	Jan-2022	Jul-2024	0F70 - Bond	4,000,000	3,953,000	47,000	47,000
					4,000,000	3,953,000	47,000	47,000
41317 2022 Sewer Design Services								
	Design	Jan-2022	Jun-2024	0F19 - City	2,274,822	2,142,822	132,000	132,000
				0F70 - Bond	2,045,000	912,000	1,133,000	1,133,000
					4,319,822	3,054,822	1,265,000	1,265,000
41994 2023 Ancillary Sewer Construction								
	Construct.	Jul-2023	Jul-2024	0F70 - Bond	5,000,000	1,870,000	3,130,000	3,130,000
					5,000,000	1,870,000	3,130,000	3,130,000
42000 2023 Sewer Design Services								
	Design	Jan-2023	Apr-2024	0F70 - Bond	1,057,355	1,057,355	0	0
	Construct.	Jan-2023	Jun-2024	SPGO - City	5,442,645	0	5,442,645	5,442,645
					6,500,000	1,057,355	5,442,645	5,442,645

2024 - 2028 Capital Improvement Program

SEWER SYSTEM - SEWER REPLACEMENT/CONSTRUCTION

		Phase Start and End Dates		Fund	Total	Prior Years	2024	2024-2028
42001 2023 - Sewer Modeling								
	Construct.	Jan-2023	Dec-2024	0F70 - Bond	1,989,000	440,000	1,549,000	1,549,000
					<u>1,989,000</u>	<u>440,000</u>	<u>1,549,000</u>	<u>1,549,000</u>
42537 2024 - Sewer Construction Management								
	Construct.	Jan-2024	Dec-2024	0F70 - Bond	14,429,925	1,233,658	13,196,267	13,196,267
					<u>14,429,925</u>	<u>1,233,658</u>	<u>13,196,267</u>	<u>13,196,267</u>
42538 2024 - Sewer Modeling								
	Construct.	Jan-2024	Dec-2024	SPGO - City	1,060,800	0	1,060,800	1,060,800
					<u>1,060,800</u>	<u>0</u>	<u>1,060,800</u>	<u>1,060,800</u>
42539 2024 DWM PMO Services								
	Construct.	Jan-2024	Dec-2024	0F70 - Bond	1,550,000	0	1,550,000	1,550,000
					<u>1,550,000</u>	<u>0</u>	<u>1,550,000</u>	<u>1,550,000</u>
42543 2024 CDOT - QA								
	Construct.	Jan-2024	Dec-2024	0F70 - Bond	600,000	0	600,000	600,000
					<u>600,000</u>	<u>0</u>	<u>600,000</u>	<u>600,000</u>
42544 2024 Sewer Design Services								
	Design	Jan-2024	Dec-2024	0F70 - Bond	1,773,097	0	1,773,097	1,773,097
				SPGO - City	6,439,731	0	3,439,731	6,439,731
					<u>8,212,828</u>	<u>0</u>	<u>5,212,828</u>	<u>8,212,828</u>
42545 2024 CDOT - DEO								
	Construct.	Jan-2024	Dec-2024	0F70 - Bond	500,000	0	500,000	500,000
					<u>500,000</u>	<u>0</u>	<u>500,000</u>	<u>500,000</u>
43268 2025 - Sewer Construction Management								
	Construct.	Jan-2025	Dec-2025	SBOF - Bond	15,600,000	0	0	15,600,000
					<u>15,600,000</u>	<u>0</u>	<u>0</u>	<u>15,600,000</u>

2024 - 2028 Capital Improvement Program

SEWER SYSTEM - SEWER REPLACEMENT/CONSTRUCTION

		Phase Start and End Dates		Fund	Total	Prior Years	2024	2024-2028
43270 2025 Sewer Design Services								
	Design	Jan-2025	Dec-2025	SBOF - Bond	6,763,000	0	0	6,763,000
					6,763,000	0	0	6,763,000
43271 2025 - Sewer Modeling								
	Design	Jan-2025	Dec-2025	SBOF - Bond	1,082,016	0	0	1,082,016
					1,082,016	0	0	1,082,016
43272 2025 DWM PMO Services								
	Design	Jan-2025	Dec-2025	SBOF - Bond	1,581,000	0	0	1,581,000
					1,581,000	0	0	1,581,000
43273 2025 CDOT - DEO								
	Construct.	Jan-2025	Dec-2025	SBOF - Bond	500,000	0	0	500,000
					500,000	0	0	500,000
43274 2025 CDOT - QA								
	Construct.	Jan-2025	Dec-2025	SBOF - Bond	300,000	0	0	300,000
					300,000	0	0	300,000
44087 2026 - Sewer Modeling								
	Construct.	Jan-2026	Dec-2026	SBOF - Bond	1,103,656	0	0	1,103,656
					1,103,656	0	0	1,103,656
44088 2026 - Sewer Construction Management								
	Construct.	Jan-2026	Dec-2026	SBOF - Bond	16,224,000	0	0	16,224,000
					16,224,000	0	0	16,224,000
44089 2026 Sewer Design Services								
	Construct.	Jan-2026	Dec-2026	SBOF - Bond	6,898,000	0	0	6,898,000
					6,898,000	0	0	6,898,000

2024 - 2028 Capital Improvement Program

SEWER SYSTEM - SEWER REPLACEMENT/CONSTRUCTION

		Phase Start and End Dates		Fund	Total	Prior Years	2024	2024-2028
44090 2026 CDOT - DEO								
	Construct.	Jan-2026	Dec-2026	SBOF - Bond	500,000	0	0	500,000
					500,000	0	0	500,000
44091 2026 DWM PMO Services								
	Design	Jan-2026	Dec-2026	SBOF - Bond	1,613,000	0	0	1,613,000
					1,613,000	0	0	1,613,000
44092 2026 CDOT - QA								
	Construct.	Jan-2026	Dec-2026	SBOF - Bond	300,000	0	0	300,000
					300,000	0	0	300,000
44686 2027 - Sewer Construction Management								
	Construct.	Jan-2027	Dec-2027	SBOF - Bond	16,873,000	0	0	16,873,000
					16,873,000	0	0	16,873,000
44688 Sewer Modeling - 2027								
	Construct.	Jan-2027	Dec-2027	SBOF - Bond	1,137,000	0	0	1,137,000
					1,137,000	0	0	1,137,000
44689 2027 DWM PMO Services								
	Construct.	Jan-2027	Dec-2027	SBOF - Bond	1,645,000	0	0	1,645,000
					1,645,000	0	0	1,645,000
44690 2027 CDOT - DEO								
	Construct.	Jan-2027	Dec-2027	SBOF - Bond	500,000	0	0	500,000
					500,000	0	0	500,000
44691 2027 CDOT - QA								
	Construct.	Jan-2027	Dec-2027	SBOF - Bond	300,000	0	0	300,000
					300,000	0	0	300,000

2024 - 2028 Capital Improvement Program

SEWER SYSTEM - SEWER REPLACEMENT/CONSTRUCTION

		Phase Start and End Dates		Fund	Total	Prior Years	2024	2024-2028
44821 Sewer Reconstruction - South Shore - 71st to 79th - II-7								
	Design	Jun-2023	Dec-2024	OC76 - Bond	500,000	29,499	470,501	470,501
					500,000	29,499	470,501	470,501
On S South Shore Dr From E 71st St To E 79th St								
45386 2028 Sewer Modeling								
	Design	Jan-2028	Dec-2028	SBOF - Bond	1,171,000	0	0	1,171,000
					1,171,000	0	0	1,171,000
45387 2028 DWM PMO Services								
	Design	Jan-2028	Dec-2028	SBOF - Bond	1,678,000	0	0	1,678,000
					1,678,000	0	0	1,678,000
45388 2028 CDOT - QA								
	Construct.	Jan-2028	Dec-2028	SBOF - Bond	300,000	0	0	300,000
					300,000	0	0	300,000
45389 2028 CDOT - DEO								
	Construct.	Jan-2028	Dec-2028	SBOF - Bond	500,000	0	0	500,000
					500,000	0	0	500,000
45423 2028 - Sewer Construction Management								
	Design	Jan-2028	Dec-2028	SBOF - Bond	17,548,000	0	0	17,548,000
	Construct.	Jan-2028	Dec-2028		17,548,000	0	0	17,548,000
45426 2028 Sewer Design Services								
	Design	Jan-2028	Dec-2028	SBOF - Bond	7,177,000	0	0	7,177,000
					7,177,000	0	0	7,177,000

2024 - 2028 Capital Improvement Program

SEWER SYSTEM - SEWER REPLACEMENT/CONSTRUCTION

	Phase Start and End Dates			Fund	Total	Prior Years	2024	2024-2028
45432 2024 Sewer Construction w/ LSLR								
	Construct.	Jun-2024	Dec-2025	0C80 - Bond	1,933,800	0	1,933,800	1,933,800
				0F69 - Federal-WIFIA	3,480,840	0	3,480,840	3,480,840
				0F70 - Bond	22,326,557	0	22,326,557	22,326,557
					27,741,197	0	27,741,197	27,741,197
45433 2025 Sewer Construction w/ LSLR								
	Construct.	Apr-2025	Dec-2026	0F69 - Federal-WIFIA	24,296,000	0	0	24,296,000
				OGOF - Bond	16,117,000	0	0	16,117,000
				SBOF - Bond	30,480,000	0	0	30,480,000
				SEPA - State-IEPA	21,210,000	0	0	21,210,000
					92,103,000	0	0	92,103,000
45434 2026 Sewer Construction w/ LSLR								
	Construct.	Apr-2026	Dec-2027	OGOF - Bond	16,600,000	0	0	16,600,000
				SBOF - Bond	31,394,000	0	0	31,394,000
				SEPA - State-IEPA	21,846,000	0	0	21,846,000
				WIFF - Federal-WIFIA	25,026,000	0	0	25,026,000
					94,866,000	0	0	94,866,000
45435 2027 Sewer Construction w/ LSLR								
	Construct.	Apr-2027	Dec-2028	OGOF - Bond	17,098,000	0	0	17,098,000
				SBOF - Bond	32,335,000	0	0	32,335,000
				SEPA - State-IEPA	22,501,000	0	0	22,501,000
				WIFF - Federal-WIFIA	25,776,000	0	0	25,776,000
					97,710,000	0	0	97,710,000

2024 - 2028 Capital Improvement Program

SEWER SYSTEM - SEWER REPLACEMENT/CONSTRUCTION

		Phase Start and End Dates		Fund	Total	Prior Years	2024	2024-2028
45436 2028 Sewer Construction w/ LSLR								
	Construct.	Apr-2028	Dec-2029	OGOF - Bond	17,610,000	0	0	8,610,000
				SBOF - Bond	33,306,000	0	0	33,306,000
				SEPA - State-IEPA	23,176,000	0	0	23,176,000
				WIFF - Federal-WIFIA	26,550,000	0	0	26,550,000
					100,642,000	0	0	91,642,000
SEWER REPLACEMENT/CONSTRUCTION					\$1,271,680,303	\$32,724,243	\$72,041,388	\$864,156,060
SEWER SYSTEM Total					\$2,056,004,800	\$68,694,074	\$186,884,772	\$1,597,363,726

Fund Summary by Capital Program, Subprogram, Fund Type

Fund Source	2024	2025	2026	2027	2028	5 Year Total
Program	TRANSPORTATION					
Subprogram	BRIDGE IMPROVEMENTS					
Fund Type: Bond						
0C69 2019 Capital Projects Tax- Exempt	\$ 452,728	\$	\$	\$	\$	\$ 452,728
0C72 2021 Capital Projects	9,878,718	1,576,643				11,455,361
0C74 2022 Capital Projects	7,065,705	17,925,000	12,500,000	6,500,000	8,000,000	51,990,705
0C78 2023 Capital Projects TE	7,076,513	14,700,000	3,000,000			24,776,513
0C80 2024 Capital Projects TE	3,662,053	10,000,000	27,000,000	26,000,000	28,000,000	94,662,053
0GOF Future Bonds And Other Sources		5,000,000	14,000,000	35,967,438	39,000,000	93,967,438
Total Bond	\$ 28,135,717	\$ 49,201,643	\$ 56,500,000	\$ 68,467,438	\$ 75,000,000	\$ 277,304,798
Fund Type: Federal						
0997 Other Federal Funds	2,000,000	179,000,000				181,000,000
0CMQ Congestion Mitigation Air Quality	578,000					578,000
0ENH Enhancement-Surface Trans. Program			2,304,000			2,304,000
0STP Surface Transportation Program	29,360,000	35,460,440	40,762,000	39,076,232	15,800,000	160,458,672
FTAP Transportation Alternative Program	5,098,000					5,098,000
NHFP National Highway Freight Program		18,800,000				18,800,000
STPS STP - Shared			56,800,000			56,800,000
Total Federal	\$ 37,036,000	\$ 233,260,440	\$ 99,866,000	\$ 39,076,232	\$ 15,800,000	\$ 425,038,672
Fund Type: Other						
0CCH Cook County Highways	5,996,207					5,996,207
0TBD Funding To Be Determined				26,000,000	57,000,000	83,000,000
Total Other	\$ 5,996,207	\$ 0	\$ 0	\$ 26,000,000	\$ 57,000,000	\$ 88,996,207
Fund Type: State						
0995 Other State Funds				1,500,000		1,500,000
0M07 State Funds	1,000,000	1,000,000	1,000,000	1,000,000		4,000,000
RBLD Rebuild Illinois - 2019	25,975,000	3,500,000				29,475,000
SOCC State Only Chicago Commitment	25,790,000	28,179,560	37,724,830	30,657,488	3,950,000	126,301,878
Total State	\$ 52,765,000	\$ 32,679,560	\$ 38,724,830	\$ 33,157,488	\$ 3,950,000	\$ 161,276,878
Fund Type: TIF						
0102 Near North	33,412,636					33,412,636
0126 Chicago/Kingsbury	8,421,943					8,421,943
0136 Pilsen Industrial Corridor	34,670,730	16,000,000				50,670,730
0148 Goose Island Increment Tax	41,707,824					41,707,824

Fund Summary by Capital Program, Subprogram, Fund Type

Fund Source	2024	2025	2026	2027	2028	5 Year Total
Program	TRANSPORTATION					
Subprogram	BRIDGE IMPROVEMENTS					
Fund Type: TIF						
0180 Kinzie Industrial Corridor	\$ 3,159,755	\$	\$	\$	\$	3,159,755
0186 35th And Halsted	262,933					262,933
0418 Goose Island	1,569,659					1,569,659
0500 Jefferson/Roosevelt	764,101					764,101
0912 River West	39,563,203					39,563,203
0913 Western Avenue South	10,800,000					10,800,000
0A50 Lasalle/Central	38,924,016	20,000,000	50,625,000	37,875,000	25,000,000	172,424,016
0D37 Roosevelt/Clark	4,818,047	2,500,000				7,318,047
0TIF Tax Increment Financing		49,333,333	59,333,333	29,333,334		138,000,000
Total TIF	\$ 218,074,847	\$ 87,833,333	\$ 109,958,333	\$ 67,208,334	\$ 25,000,000	\$ 508,074,847
Total BRIDGE IMPROVEMENTS	\$ 342,007,771	\$ 402,974,976	\$ 305,049,163	\$ 233,909,492	\$ 176,750,000	\$ 1,460,691,402
Subprogram	INTERSECTION/OTHER SAFETY					
Fund Type: Bond						
0C72 2021 Capital Projects	265,818					265,818
0C78 2023 Capital Projects TE	941,167					941,167
0C80 2024 Capital Projects TE	6,950,000					6,950,000
0GOF Future Bonds And Other Sources		6,950,000	6,950,000			13,900,000
Total Bond	\$ 8,156,985	\$ 6,950,000	\$ 6,950,000	\$ 0	\$ 0	\$ 22,056,985
Fund Type: Other						
0TBD Funding To Be Determined				6,950,000	6,950,000	13,900,000
Fund Type: TIF						
0143 Bryn Mawr/Broadway	230,000					230,000
0180 Kinzie Industrial Corridor	92,925					92,925
Total TIF	\$ 322,925	\$ 0	\$ 0	\$ 0	\$ 0	\$ 322,925
Total INTERSECTION/OTHER SAFETY	\$ 8,479,910	\$ 6,950,000	\$ 6,950,000	\$ 6,950,000	\$ 6,950,000	\$ 36,279,910

Fund Summary by Capital Program, Subprogram, Fund Type

Fund Source	2024	2025	2026	2027	2028	5 Year Total
Program	TRANSPORTATION					
Subprogram	MAJOR STREET IMPROVEMENTS					
Fund Type: Bond						
0C72 2021 Capital Projects	1,115,245					1,115,245
0C78 2023 Capital Projects TE	29,817,001	5,000,000				34,817,001
0C80 2024 Capital Projects TE	11,374,933	19,874,418	20,125,582	14,000,000	10,000,000	75,374,933
0GOF Future Bonds And Other Sources		25,000,000	35,000,000	25,000,000	5,000,000	90,000,000
Total Bond	\$ 42,307,179	\$ 49,874,418	\$ 55,125,582	\$ 39,000,000	\$ 15,000,000	\$ 201,307,179
Fund Type: Federal						
0STP Surface Transportation Program	\$ 46,000,000	\$ 42,103,109	\$ 32,000,000			\$ 120,103,109
STPS STP - Shared		9,896,891				9,896,891
Total Federal	\$ 46,000,000	\$ 52,000,000	\$ 32,000,000	\$ 0	\$ 0	\$ 130,000,000
Fund Type: Other						
0CCH Cook County Highways	812,500					812,500
0TBD Funding To Be Determined		18,360,000		30,000,000	50,000,000	98,360,000
Total Other	\$ 812,500	\$ 18,360,000	\$ 0	\$ 30,000,000	\$ 50,000,000	\$ 99,172,500
Fund Type: State						
RBLD Rebuild Illinois - 2019	15,510,000	4,344,747				19,854,747
SOCC State Only Chicago Commitment			12,000,000			12,000,000
Total State	\$ 15,510,000	\$ 4,344,747	\$ 12,000,000	\$ 0	\$ 0	\$ 31,854,747
Fund Type: TIF						
0180 Kinzie Industrial Corridor	4,000,000	5,187,163				9,187,163
0621 Midwest	5,000,000					5,000,000
0912 River West	200,000					200,000
0A23 Touhy/Western TIF	400,000					400,000
Total TIF	\$ 9,600,000	\$ 5,187,163	\$ 0	\$ 0	\$ 0	\$ 14,787,163
Total MAJOR STREET IMPROVEMENTS	\$ 114,229,679	\$ 129,766,328	\$ 99,125,582	\$ 69,000,000	\$ 65,000,000	\$ 477,121,589

Fund Summary by Capital Program, Subprogram, Fund Type

Fund Source	2024	2025	2026	2027	2028	5 Year Total
Program	TRANSPORTATION					
Subprogram	RAILROAD IMPROVEMENTS					
Fund Type: Bond						
0C65 2018 Capital Projects - Tax Exempt		75,618				75,618
Fund Type: Federal						
0997 Other Federal Funds	19,137,780					19,137,780
NHFP National Highway Freight Program		24,968,000				24,968,000
Total Federal	\$ 19,137,780	\$ 24,968,000	\$ 0	\$ 0	\$ 0	\$ 44,105,780
Fund Type: Other						
0CCH Cook County Highways	\$ 250,000	\$	\$	\$	\$	250,000
OPRV Private Funds	3,000,000					3,000,000
0TBD Funding To Be Determined			43,000,000	43,000,000		86,000,000
Total Other	\$ 3,250,000	\$ 0	\$ 43,000,000	\$ 43,000,000	\$ 0	\$ 89,250,000
Fund Type: State						
0995 Other State Funds	27,862,220					27,862,220
0ICC Illinois Commerce Commission	235,234					235,234
RBLD Rebuild Illinois - 2019			10,500,000			10,500,000
SOCC State Only Chicago Commitment	6,000,000					6,000,000
Total State	\$ 34,097,454	\$ 0	\$ 10,500,000	\$ 0	\$ 0	\$ 44,597,454
Total RAILROAD IMPROVEMENTS	\$ 56,485,234	\$ 25,043,618	\$ 53,500,000	\$ 43,000,000	\$ 0	\$ 178,028,852

Fund Summary by Capital Program, Subprogram, Fund Type

Fund Source	2024	2025	2026	2027	2028	5 Year Total
Program	TRANSPORTATION					
Subprogram	TRAFFIC SIGNALS					
Fund Type: Bond						
0C51 General Obligation Bonds - Tax Exempt Series 2013	42,475					42,475
0C65 2018 Capital Projects - Tax Exempt	389,000					389,000
0C72 2021 Capital Projects	2,596,776	125,000				2,721,776
0C74 2022 Capital Projects	1,063,738	6,172,591				7,236,329
0C78 2023 Capital Projects TE	12,152,160	13,000,000	14,000,000			39,152,160
0C80 2024 Capital Projects TE	12,858,315	17,115,000	6,000,000	2,000,000		37,973,315
0GOF Future Bonds And Other Sources		13,888,764	25,652,227	33,658,794	32,768,558	105,968,343
Total Bond	\$ 29,102,464	\$ 50,301,355	\$ 45,652,227	\$ 35,658,794	\$ 32,768,558	\$ 193,483,398
Fund Type: Federal						
0CMQ Congestion Mitigation Air Quality	400,000	3,120,000			916,000	4,436,000
0FTA Federal Transit Administration	2,705,588					2,705,588
0STP Surface Transportation Program	6,769,000	750,000	6,400,000	6,400,000		20,319,000
HSIP Highway Safety Improvement Program	\$ 984,000					\$ 984,000
Total Federal	\$ 10,858,588	\$ 3,870,000	\$ 6,400,000	\$ 6,400,000	\$ 916,000	\$ 28,444,588
Fund Type: Other						
0G01 Capital Project Funding	175,000					175,000
0TBD Funding To Be Determined				12,000,000	8,000,000	20,000,000
Total Other	\$ 175,000	\$ 0	\$ 0	\$ 12,000,000	\$ 8,000,000	\$ 20,175,000
Fund Type: State						
0995 Other State Funds	1,350,000					1,350,000
0ILF Illinois First					229,000	229,000
0M09 Sfy09 Illinois Mini Capital Fund	14,000					14,000
ID16 2016 Il Dept Of Transportation	280,000	7,000				287,000
RBLD Rebuild Illinois - 2019	458,000	3,132,000	8,000,000			11,590,000
SOCC State Only Chicago Commitment	1,979,000	1,051,000	2,000,000	1,600,000		6,630,000
Total State	\$ 4,081,000	\$ 4,190,000	\$ 10,000,000	\$ 1,600,000	\$ 229,000	\$ 20,100,000
Fund Type: TIF						
0157 Bronzeville		715,000				715,000
0180 Kinzie Industrial Corridor	600,000					600,000
0215 Central West	4,327,079					4,327,079
0421 Pulaski Corridor	450,000					450,000

Fund Summary by Capital Program, Subprogram, Fund Type

Fund Source	2024	2025	2026	2027	2028	5 Year Total
Program	TRANSPORTATION					
Subprogram	TRAFFIC SIGNALS					
Fund Type: TIF						
0531 Northwest Industrial Corridor	\$ 187,500	\$	\$	\$	\$	187,500
0548 Madison/Austin Corridor	300,000					300,000
0621 Midwest	150,000					150,000
0771 Canal/Congress	136,750					136,750
0798 Western/Ogden		600,000				600,000
0912 River West	102,563					102,563
0973 Lawrence/Pulaski	618,952					618,952
0978 Chicago/Central Park	62,500					62,500
0A50 Lasalle/Central	334,187					334,187
Total TIF	\$ 7,269,531	\$ 1,315,000	\$ 0	\$ 0	\$ 0	\$ 8,584,531
Total TRAFFIC SIGNALS	\$ 51,486,583	\$ 59,676,355	\$ 62,052,227	\$ 55,658,794	\$ 41,913,558	\$ 270,787,517

Fund Summary by Capital Program, Subprogram, Fund Type

Fund Source	2024	2025	2026	2027	2028	5 Year Total
Program	TRANSPORTATION					
Subprogram	TRANSIT/BICYCLE/PEDESTRIAN					
Fund Type: Bond						
0C72 2021 Capital Projects	3,027,880					3,027,880
0C74 2022 Capital Projects	6,820,039	2,436,914				9,256,953
0C78 2023 Capital Projects TE	18,738,055	2,000,000				20,738,055
0C80 2024 Capital Projects TE	30,470,000	9,000,000	2,000,000			41,470,000
0GOF Future Bonds And Other Sources		12,000,000	31,000,000	45,000,000	42,510,000	130,510,000
Total Bond	\$ 59,055,974	\$ 25,436,914	\$ 33,000,000	\$ 45,000,000	\$ 42,510,000	\$ 205,002,888
Fund Type: Federal						
0CMQ Congestion Mitigation Air Quality	4,303,000	4,000				4,307,000
0ENH Enhancement-Surface Trans. Program		2,772,000				2,772,000
0W02 Congestion Mitigation Air Quality (CMAQ)	1,626,000			167,400,000		169,026,000
0W16 Surface Transportation Program (STP)	34,080,000					34,080,000
HSIP Highway Safety Improvement Program	632,500	2,000,000				2,632,500
Total Federal	\$ 40,641,500	\$ 4,776,000	\$ 0	\$ 167,400,000	\$ 0	\$ 212,817,500
Fund Type: Other						
0G04 Bike Share	2,287,170	1,970,083				4,257,253
Fund Type: TIF						
0170 Western Avenue North	9,000,000					9,000,000
0180 Kinzie Industrial Corridor	26,612,799					26,612,799
0215 Central West	\$ 94,904		\$	\$	\$	\$ 94,904
0307 Homan-Arthington	46,000					46,000
0357 West Irving Park	450,000					450,000
0390 71st And Stony Island	75,000					75,000
0531 Northwest Industrial Corridor	542,648					542,648
0621 Midwest	516,451					516,451
0637 Fullerton/Milwaukee	4,000,000	14,746,634				18,746,634
0906 Belmont/Central	780,000					780,000
0907 Division/Homan	21,000					21,000
0909 Humboldt Park Commercial	150,000					150,000
0910 Lake Calumet Area Industrial	91,055					91,055
0968 119th/I-57	15,560					15,560
0978 Chicago/Central Park	150,899					150,899

Fund Summary by Capital Program, Subprogram, Fund Type

Fund Source	2024	2025	2026	2027	2028	5 Year Total
Program	TRANSPORTATION					
Subprogram	TRANSIT/BICYCLE/PEDESTRIAN					
Fund Type: TIF						
0A47 Harrison/Central	\$ 197,372	\$	\$	\$	\$	197,372
0A50 Lasalle/Central	1,440,000					1,440,000
0A73 Ogden-Pulaski Redevelopment	266,000					266,000
0A92 Randolph/Wells	330,000					330,000
0A93 Archer/Western	100,000					100,000
0A95 North Pullman TIF	448,943					448,943
Total TIF	\$ 45,328,631	\$ 14,746,634	\$ 0	\$ 0	\$ 0	\$ 60,075,265
Total TRANSIT/BICYCLE/PEDESTRIAN	\$ 147,313,275	\$ 46,929,631	\$ 33,000,000	\$ 212,400,000	\$ 42,510,000	\$ 482,152,906
Total TRANSPORTATION	\$ 720,002,452	\$ 671,340,908	\$ 559,676,972	\$ 620,918,286	\$ 333,123,558	\$ 2,905,062,176

2024 - 2028 Capital Improvement Program

TRANSPORTATION - BRIDGE IMPROVEMENTS

Phase Start and End Dates				Fund	Total	Prior Years	2024	2024-2028
4166 DIVISION ST BRIDGE AT THE NORTH BRANCH CANAL (Design Only)								
Design	Oct-2003	Jun-2024		0102 - TIF	100,920	94,349	6,571	6,571
				0121 - TIF	41,571	41,571	0	0
				0148 - TIF	2,933,795	2,933,795	0	0
				0418 - TIF	4,175,042	2,605,383	1,569,659	1,569,659
				0ILF - State	80,000	80,000	0	0
				0STF - Federal	320,000	320,000	0	0
					<u>7,651,328</u>	<u>6,075,098</u>	<u>1,576,230</u>	<u>1,576,230</u>
832 W Division St								
4227 TAYLOR ST OVER THE SOUTH BRANCH CHICAGO RIVER, NEW BRIDGE								
Design	Feb-2004	Dec-2024		0TIF - TIF	88,000,000	0	0	88,000,000
Construct.	Jan-2024	Jan-2026			<u>88,000,000</u>	<u>0</u>	<u>0</u>	<u>88,000,000</u>
300 W Taylor St								
4271 CHICAGO AVE (650 W TO 850 W) & HALSTED ST (725 N TO 850 N) - PHASE I DESIGN ONLY								
Design	May-2007	Jul-2024		0126 - TIF	2,210,447	1,288,504	921,943	921,943
				0912 - TIF	2,089,553	1,983,797	105,756	105,756
				0ID7 - State	175,200	175,200	0	0
				0STF - Federal	2,444,800	2,444,800	0	0
				IL12 - State	436,000	436,000	0	0
					<u>7,356,000</u>	<u>6,328,301</u>	<u>1,027,699</u>	<u>1,027,699</u>
W Chicago Ave And N Halsted St								
4272 CHICAGO AVE BRIDGE OVER RIVER/VIADUCT W. OF RIVER & HALSTED VIADUCT N/S OF								
Design	Jan-2016	Jul-2024		0126 - TIF	8,136,000	636,000	7,500,000	7,500,000
Construct.	Sep-2024	Nov-2027		0912 - TIF	39,457,447	0	39,457,447	39,457,447
				0C80 - Bond	60,239,678	0	239,678	60,239,678
				RBLD - State	6,500,000	0	6,500,000	6,500,000
					<u>114,333,125</u>	<u>636,000</u>	<u>53,697,125</u>	<u>113,697,125</u>
622 W Chicago Ave								

2024 - 2028 Capital Improvement Program

TRANSPORTATION - BRIDGE IMPROVEMENTS

		Phase Start and End Dates		Fund	Total	Prior Years	2024	2024-2028
36587 VAN BUREN ST BRIDGE OVER THE SOUTH BRANCH OF THE CHICAGO RIVER								
	Design	Aug-2013	Apr-2026	0C74 - Bond	17,925,000	0	0	17,925,000
	Construct.	Jun-2027	Dec-2028		<u>17,925,000</u>	<u>0</u>	<u>0</u>	<u>17,925,000</u>
361 W Van Buren St								
39746 Bridge & Viaduct Painting #11								
	Construct.	Apr-2024	Apr-2025	OSTP - Federal	1,200,000	0	0	1,200,000
				SOCC - State	300,000	0	300,000	300,000
					<u>1,500,000</u>	<u>0</u>	<u>300,000</u>	<u>1,500,000</u>
501 W Cermak Rd								
39747 Bridge & Viaduct Painting #12								
	Construct.	Apr-2024	Apr-2025	OSTP - Federal	1,200,000	0	1,200,000	1,200,000
				SOCC - State	300,000	300,000	0	0
					<u>1,500,000</u>	<u>300,000</u>	<u>1,200,000</u>	<u>1,200,000</u>
309 N State St								
39748 Cicero Ave. Bridge over Sanitary and Ship Canal - Bridge Rehab								
	Design	Sep-2019	Jun-2025	0997 - Federal	2,000,000	0	2,000,000	2,000,000
	Construct.	Jun-2024	May-2025	0L98 - State	200,000	200,000	0	0
				0W23 - Federal	674,669	674,669	0	0
				NHFP - Federal	18,800,000	0	0	18,800,000
				RBLD - State	3,400,000	2,000,000	1,400,000	1,400,000
				SOCC - State	5,950,000	0	5,950,000	5,950,000
					<u>31,024,669</u>	<u>2,874,669</u>	<u>9,350,000</u>	<u>28,150,000</u>
3900-4300 S Cicero Ave								

2024 - 2028 Capital Improvement Program

TRANSPORTATION - BRIDGE IMPROVEMENTS

		Phase Start and End Dates		Fund	Total	Prior Years	2024	2024-2028
39749 Columbia Bridge in Jackson Park - Bridge Rehab								
	Design	Oct-2016	Dec-2024	0C72 - Bond	1,580,123	3,480	0	1,576,643
	Construct.	Oct-2025	Oct-2026	0C78 - Bond	11,100,000	0	0	11,100,000
				OCMQ - Federal	578,000	0	578,000	578,000
				0ENH - Federal	2,304,000	0	0	2,304,000
				0STP - Federal	362,000	0	0	362,000
				FTAP - Federal	5,098,000	0	5,098,000	5,098,000
				SOCC - State	2,300,000	200,000	2,100,000	2,100,000
							23,322,123	203,480
S Columbia Dr And E Science Dr								
40900 Bridge & Viaduct Painting #15								
	Construct.	Jan-2027	Dec-2027	0STP - Federal	1,500,000	0	0	1,500,000
				SOCC - State	375,000	0	0	375,000
					1,875,000	0	0	1,875,000
40901 Bridge & Viaduct Painting #16								
	Construct.	Jan-2027	Dec-2027	0STP - Federal	1,500,000	0	0	1,500,000
				SOCC - State	375,000	0	0	375,000
					1,875,000	0	0	1,875,000
40904 Division Street Corridor: Cleveland Ave. to Kennedy Expy								
	Construct.	Sep-2024	Dec-2026	0102 - TIF	34,699,079	1,293,014	33,406,065	33,406,065
				0121 - TIF	2,650,000	2,650,000	0	0
				0148 - TIF	46,196,516	4,488,692	41,707,824	41,707,824
					83,545,595	8,431,706	75,113,889	75,113,889

W Division St And N Cleveland Ave

2024 - 2028 Capital Improvement Program

TRANSPORTATION - BRIDGE IMPROVEMENTS

Phase Start and End Dates				Fund	Total	Prior Years	2024	2024-2028
41171 Taylor Street Bridge & Viaduct - Phase I / Design Study - TIF Funded								
	Design	Jan-2021	Dec-2024	0176 - TIF	56,017	56,017	0	0
				0500 - TIF	900,000	135,899	764,101	764,101
				OD37 - TIF	565,619	0	565,619	565,619
					1,521,636	191,916	1,329,720	1,329,720
198-500 W Taylor St								
41329 Bridge & Viaduct Painting #17								
	Construct.	Jan-2028	Dec-2028	OSTP - Federal	1,500,000	0	0	1,500,000
				SOCC - State	375,000	0	0	375,000
					1,875,000	0	0	1,875,000
41330 Bridge & Viaduct Painting #18								
	Construct.	Jan-2028	Dec-2028	OSTP - Federal	1,500,000	0	0	1,500,000
				SOCC - State	375,000	0	0	375,000
					1,875,000	0	0	1,875,000
41466 100th St Bridge over the Calumet River								
	Design	Aug-2023	Oct-2025	0997 - Federal	36,000,000	0	0	36,000,000
	Construct.	Jul-2025	Jun-2026	OSTP - Federal	9,120,440	0	0	9,120,440
				RBLD - State	3,500,000	3,500,000	0	0
				SOCC - State	26,879,560	0	0	26,879,560
					75,500,000	3,500,000	0	72,000,000
3300 E 100th St								
41467 106th St Bridge over the Calumet River								
	Design	May-2024	Jan-2026	OC80 - Bond	1,322,375	0	1,322,375	1,322,375
	Construct.	Jul-2026	Jun-2027	OGOF - Bond	10,767,438	0	0	7,767,438
				OSTP - Federal	18,575,306	0	0	18,575,306
				SOCC - State	42,657,256	0	0	42,657,256
					73,322,375	0	1,322,375	70,322,375
2050 E 130th St								

2024 - 2028 Capital Improvement Program

TRANSPORTATION - BRIDGE IMPROVEMENTS

	Phase Start and End Dates			Fund	Total	Prior Years	2024	2024-2028
41468 130th St Bridge over the Calumet River								
	Design	Jan-2023	Sep-2024	0C72 - Bond	1,749,984	117,792	1,632,192	1,632,192
	Construct.	Jan-2025	Dec-2026	0C74 - Bond	19,000,000	0	0	19,000,000
					20,749,984	117,792	1,632,192	20,632,192
On E 130th St From S Torrence Ave To S Stony Island Ave								
41470 Ewing Ave Bridge (92nd St) over the Calumet River (Design Only)								
	Design	Mar-2023	Mar-2025	SOCC - State	1,500,000	600,000	600,000	900,000
					1,500,000	600,000	600,000	900,000
3317 E 92nd St								
41471 95th St Bridge over the Calumet River								
	Design	Aug-2023	Dec-2024	0997 - Federal	72,000,000	0	0	72,000,000
	Construct.	Jan-2025	Dec-2025	0C78 - Bond	500,000	0	500,000	500,000
				RBLD - State	450,000	0	450,000	450,000
					72,950,000	0	950,000	72,950,000
3256 E 95th St								
41473 Bridge Inspection Services #1								
	Design	Feb-2021	Dec-2024	OSTP - Federal	12,800,000	0	12,800,000	12,800,000
				SOCC - State	3,200,000	0	3,200,000	3,200,000
					16,000,000	0	16,000,000	16,000,000
41474 California Ave Bridge over the South Branch of the Chicago River								
	Design	May-2024	Jun-2027	0995 - State	1,500,000	0	0	1,500,000
	Construct.	Jun-2027	Jun-2028	OGOF - Bond	35,000,000	0	0	10,000,000
				OSTP - Federal	25,100,926	0	0	25,100,926
				SOCC - State	6,650,232	0	0	6,650,232
					68,251,158	0	0	43,251,158
3300 S California Ave								

2024 - 2028 Capital Improvement Program

TRANSPORTATION - BRIDGE IMPROVEMENTS

	Phase Start and End Dates			Fund	Total	Prior Years	2024	2024-2028
41480 Lake Street Bascule Bridge - Construction								
	Design	Jan-2021	Jan-2026	0A50 - TIF	102,375,000	0	34,125,000	102,375,000
	Construct.	Jun-2024	Mar-2026		<u>102,375,000</u>	<u>0</u>	<u>34,125,000</u>	<u>102,375,000</u>
On W Lake St From N Canal St To N Wacker Dr								
41483 Pin and Link #2								
	Construct.	Aug-2022	Dec-2024	0C72 - Bond	561,062	0	561,062	561,062
				0C74 - Bond	4,159,000	1,883,702	2,275,298	2,275,298
				0STP - Federal	234,520	234,520	0	0
				SOCC - State	2,924,480	2,924,480	0	0
					<u>7,879,062</u>	<u>5,042,702</u>	<u>2,836,360</u>	<u>2,836,360</u>
200-500 N Lake Shore Dr Sb								
41500 Congress Parkway Bridge Routine Operation, Maintenance, and Repair								
	Construct.	Jul-2024	Dec-2027	0M07 - State	4,000,000	0	1,000,000	4,000,000
					<u>4,000,000</u>	<u>0</u>	<u>1,000,000</u>	<u>4,000,000</u>
408 S Aberdeen St								
41781 Lake Street Bascule Bridge - Phase I & II Engineering								
	Design	Jan-2021	Dec-2024	0A50 - TIF	4,750,000	3,232,503	1,517,497	1,517,497
					<u>4,750,000</u>	<u>3,232,503</u>	<u>1,517,497</u>	<u>1,517,497</u>
356 W Lake St								
41827 South Western Avenue Bridge Repairs								
	Design	Nov-2021	Dec-2024	0136 - TIF	4,000,000	1,954,920	2,045,080	2,045,080
	Construct.	Jul-2023	Dec-2024		<u>4,000,000</u>	<u>1,954,920</u>	<u>2,045,080</u>	<u>2,045,080</u>
3100 S Western Ave								

2024 - 2028 Capital Improvement Program

TRANSPORTATION - BRIDGE IMPROVEMENTS

	Phase Start and End Dates			Fund	Total	Prior Years	2024	2024-2028
41953 Torrence Ave Lift Bridge								
	Construct.	Jun-2019	Jul-2024	0C69 - Bond	1,875,064	1,875,064	0	0
				0C78 - Bond	500,000	74,890	425,110	425,110
					2,375,064	1,949,954	425,110	425,110
12440 S Torrence Ave								
42059 Bridge Inspection Services #2								
	Design	Jan-2023	Jan-2026	OSTP - Federal	12,800,000	0	0	12,800,000
				SOCC - State	3,200,000	0	0	3,200,000
					16,000,000	0	0	16,000,000
42275 Washington St. Bridge Replacement - Design Environmental / TIF Funded								
	Design	Mar-2025	Jun-2028	0A50 - TIF	4,750,000	0	0	4,750,000
					4,750,000	0	0	4,750,000
348-400 W Washington St								
42276 Washington St. Bridge Replacement / Construction / TIF Funded								
	Construct.	Jun-2028	Dec-2029	0A50 - TIF	77,000,000	0	0	25,000,000
					77,000,000	0	0	25,000,000
348-400 W Washington St								
42278 Jackson Street Bridge Rehabilitation - Design/Environmental - TIF Funded								
	Design	Mar-2024	Nov-2025	0A50 - TIF	3,500,000	0	1,000,000	3,500,000
					3,500,000	0	1,000,000	3,500,000
348-400 W Jackson Blvd								
42279 Jackson Street Bridge Rehabilitation - Construction - TIF Funded								
	Construct.	Jan-2025	Jun-2026	0A50 - TIF	33,000,000	0	0	33,000,000
					33,000,000	0	0	33,000,000
348-400 W Jackson Blvd								

2024 - 2028 Capital Improvement Program

TRANSPORTATION - BRIDGE IMPROVEMENTS

	Phase Start and End Dates			Fund	Total	Prior Years	2024	2024-2028
42285 Bridge Repairs - Indiana Bridge over the Little Calumet River								
	Construct.	Jul-2022	Dec-2024	OC69 - Bond	618,620	315,892	302,728	302,728
				OC78 - Bond	12,280,000	2,417,181	3,862,819	9,862,819
				OCCH - Other	6,050,000	53,793	5,996,207	5,996,207
					18,948,620	2,786,866	10,161,754	16,161,754
13450 S Indiana Ave								
42425 Belmont Avenue Bridge Repairs / Design and Construction / TIF Funded								
	Design	Feb-2023	Jun-2024	0913 - TIF	18,300,000	7,500,000	10,800,000	10,800,000
	Construct.	Mar-2024	Jun-2024		18,300,000	7,500,000	10,800,000	10,800,000
2558 W Belmont Ave								
42426 Washington St. Bascule Bridge Structural and Mechanical Repairs / TIF Funded								
	Design	Dec-2019	Mar-2020	0A50 - TIF	1,200,000	693,196	506,804	506,804
	Construct.	Jul-2020	Dec-2024		1,200,000	693,196	506,804	506,804
364 W Washington St								
42528 S Halsted St. Bascule Bridge								
	Design	Sep-2022	Jun-2024	0136 - TIF	47,000,000	774,350	30,225,650	46,225,650
	Construct.	Oct-2024	Oct-2025		47,000,000	774,350	30,225,650	46,225,650
2344-2500 S Halsted St								
42576 Bridge & Viaduct Painting #19								
	Construct.	Jan-2025	Jan-2026	OSTP - Federal	1,200,000	0	0	1,200,000
				SOCC - State	300,000	0	0	300,000
					1,500,000	0	0	1,500,000

2024 - 2028 Capital Improvement Program

TRANSPORTATION - BRIDGE IMPROVEMENTS

	Phase Start and End Dates			Fund	Total	Prior Years	2024	2024-2028
42577 Bridge & Viaduct Painting #20								
	Construct.	Jan-2025	Jan-2026	OSTP - Federal	1,200,000	0	0	1,200,000
				SOCC - State	300,000	0	0	300,000
					1,500,000	0	0	1,500,000
42578 Bridge Inspection Services #3								
	Design	Jan-2025	Jun-2027	OSTP - Federal	12,800,000	0	0	12,800,000
				SOCC - State	3,200,000	0	0	3,200,000
					16,000,000	0	0	16,000,000
42584 Ewing Ave Bridge (92nd St) over Calumet River (Construction)								
	Design	Mar-2023	Dec-2024	0997 - Federal	71,000,000	0	0	71,000,000
	Construct.	Jan-2026	Jun-2027	RBLD - State	3,495,156	495,156	3,000,000	3,000,000
				SOCC - State	1,000,000	0	0	1,000,000
					75,495,156	495,156	3,000,000	75,000,000
9300 S Ewing Ave								
42590 State Street Bridge over Chicago River								
	Design	Jun-2024	Mar-2026	0C74 - Bond	1,500,000	0	0	1,500,000
	Construct.	Jul-2026	Dec-2029	0C80 - Bond	33,000,000	0	0	18,000,000
					34,500,000	0	0	19,500,000
309 S State St								
42787 Pin & Link 4								
	Construct.	Aug-2022	Dec-2024	0C72 - Bond	3,900,000	259,642	3,640,358	3,640,358
				OSTP - Federal	10,560,000	0	10,560,000	10,560,000
				SOCC - State	2,640,000	0	2,640,000	2,640,000
					17,100,000	259,642	16,840,358	16,840,358
On E Randolph St From N Michigan Ave To N Field Blvd								

2024 - 2028 Capital Improvement Program

TRANSPORTATION - BRIDGE IMPROVEMENTS

	Phase Start and End Dates			Fund	Total	Prior Years	2024	2024-2028
42821 Michigan Ave. Bascule Bridge Electrical Repairs								
	Construct.	Jan-2022	Dec-2024	0C69 - Bond	150,000	0	150,000	150,000
				0C72 - Bond	500,000	0	500,000	500,000
				0C74 - Bond	1,364,056	1,364,056	0	0
				0C80 - Bond	2,000,000	0	2,000,000	2,000,000
					4,014,056	1,364,056	2,650,000	2,650,000
365 N Michigan Ave								
42864 Roosevelt Rd. Bascule Bridge Structural and Electrical Repairs / TIF Funded / Ward 25								
	Construct.	Sep-2020	Dec-2024	0D37 - TIF	2,450,000	697,572	1,752,428	1,752,428
					2,450,000	697,572	1,752,428	1,752,428
230 W Roosevelt Rd								
43073 Emergency Repairs to City Bridges - 2025								
	Construct.	Jan-2025	Dec-2025	0GOF - Bond	5,000,000	0	0	5,000,000
					5,000,000	0	0	5,000,000
2 N La Salle St								
43279 Wacker Drive at Columbus Ave. ADA Improvements								
	Construct.	Oct-2023	Jan-2024	0C72 - Bond	981,102	117,295	863,807	863,807
					981,102	117,295	863,807	863,807
E Wacker Dr And N Columbus Dr								
43329 Dearborn St Bridge over Chicago River								
	Design	Sep-2024	May-2026	0C74 - Bond	1,500,000	0	1,500,000	1,500,000
	Construct.	Jun-2026	Jun-2029	0C80 - Bond	13,000,000	0	0	13,000,000
				0TBD - Other	20,000,000	0	0	10,000,000
					34,500,000	0	1,500,000	24,500,000
N Dearborn St And W Chicago River								

2024 - 2028 Capital Improvement Program

TRANSPORTATION - BRIDGE IMPROVEMENTS

		Phase Start and End Dates		Fund	Total	Prior Years	2024	2024-2028
43331 Franklin/Orleans St Bridge								
	Design	Jul-2024	Dec-2026	0C74 - Bond	3,500,000	0	0	3,500,000
	Construct.	Jan-2027	Dec-2029	0GOF - Bond	33,000,000	0	0	5,000,000
					36,500,000	0	0	8,500,000
N Franklin St And N Orleans St								
43337 Kinzie St. Bridge								
	Design	Jul-2024	Dec-2026	0C74 - Bond	1,500,000	0	0	1,500,000
	Construct.	Jan-2027	Jul-2029	0GOF - Bond	13,200,000	0	0	8,200,000
					14,700,000	0	0	9,700,000
On W Kinzie St From N Canal St To N Kingsbury St								
43358 Wabash Ave Bridge over Chicago River								
	Design	Jul-2024	Dec-2025	0C74 - Bond	1,500,000	0	0	1,500,000
	Construct.	Jan-2026	Jul-2027	0GOF - Bond	22,000,000	0	0	5,000,000
					23,500,000	0	0	6,500,000
N Wabash Ave And E Chicago River								
43359 Western Ave Bridge over Sanitary Ship Canal								
	Design	Nov-2021	Dec-2023	0TIF - TIF	50,000,000	0	0	50,000,000
	Construct.	Oct-2024	Dec-2026		50,000,000	0	0	50,000,000
3100-3125 S Western Ave								
43363 Franklin-Orleans Bascule Bridge over the Main Branch Chicago River / Repairs								
	Construct.	Mar-2022	Jun-2024	0C74 - Bond	500,000	306,298	193,702	193,702
					1,300,000	0	700,000	1,300,000
					1,800,000	306,298	893,702	1,493,702
W Wacker Dr And N Franklin St								

2024 - 2028 Capital Improvement Program

TRANSPORTATION - BRIDGE IMPROVEMENTS

		Phase Start and End Dates		Fund	Total	Prior Years	2024	2024-2028
43400 130th St. Bridge Substructure Rehabilitation								
	Design	Apr-2022	Dec-2022	RBLD - State	13,500,000	0	10,000,000	13,500,000
	Construct.	Jan-2025	Dec-2025		<u>13,500,000</u>	<u>0</u>	<u>10,000,000</u>	<u>13,500,000</u>
2050 E 130th St								
43892 Lake Shore Drive North of River (Ogden) & South Structural Repairs								
	Construct.	Sep-2022	Dec-2024	0C74 - Bond	1,750,000	1,716,762	33,238	33,238
					<u>1,750,000</u>	<u>1,716,762</u>	<u>33,238</u>	<u>33,238</u>
200 N Jean Baptiste Pointe Dusable Lake Shore Dr Sb		450 N Lake Shore Dr						
43893 Citywide Bascule Bridges Mechanical & Electrical Repairs								
	Construct.	Mar-2022	Dec-2024	0C74 - Bond	450,000	194,191	255,809	255,809
					<u>450,000</u>	<u>194,191</u>	<u>255,809</u>	<u>255,809</u>
3300 E 100th St								
43895 Citywide Bridge Repairs Design - 2022								
	Design	Apr-2021	Dec-2024	0C74 - Bond	50,000	16,874	33,126	33,126
					<u>50,000</u>	<u>16,874</u>	<u>33,126</u>	<u>33,126</u>
2 N La Salle St								
43959 Emergency Repairs to City Bridges - 2026								
	Construct.	Jan-2026	Dec-2026	0GOF - Bond	5,000,000	0	0	5,000,000
					<u>5,000,000</u>	<u>0</u>	<u>0</u>	<u>5,000,000</u>
44287 Wacker & Stetson Expansion Joint Replacement								
	Construct.	Jul-2022	Dec-2024	0C74 - Bond	300,000	0	300,000	300,000
					<u>300,000</u>	<u>0</u>	<u>300,000</u>	<u>300,000</u>
151 E Wacker Dr								

2024 - 2028 Capital Improvement Program

TRANSPORTATION - BRIDGE IMPROVEMENTS

	Phase Start and End Dates			Fund	Total	Prior Years	2024	2024-2028
44329 Kinzie Industrial TIF Viaduct Improvements Morgan-Hubbard to Kinzie								
	Design	Apr-2022	May-2024	0180 - TIF	600,000	63,832	536,168	536,168
	Construct.	Jun-2024	Dec-2024		<u>600,000</u>	<u>63,832</u>	<u>536,168</u>	<u>536,168</u>
On N Morgan St From W Hubbard St To W Kinzie St								
44330 Kinzie Industrial TIF Viaduct Improvements Western-Hubbard to Fulton								
	Design	Apr-2022	May-2024	0180 - TIF	803,985	0	803,985	803,985
	Construct.	Jun-2024	Dec-2024		<u>803,985</u>	<u>0</u>	<u>803,985</u>	<u>803,985</u>
On N Western Ave From W Hubbard St To W Fulton St								
44331 Kinzie Industrial TIF Viaduct Improvements Damen-Kinzie to Carroll								
	Design	Apr-2022	May-2024	0180 - TIF	296,015	126,413	169,602	169,602
	Construct.	Jun-2024	Dec-2024		<u>296,015</u>	<u>126,413</u>	<u>169,602</u>	<u>169,602</u>
On N Damen Ave From W Kinzie St To W Carroll Ave								
44332 Kinzie Industrial TIF Viaduct Improvements Paulina-Kinzie to Carroll								
	Design	Apr-2022	May-2024	0180 - TIF	150,000	0	150,000	150,000
	Construct.	Jun-2024	Dec-2024		<u>150,000</u>	<u>0</u>	<u>150,000</u>	<u>150,000</u>
On N Paulina St From W Kinzie St To W Carroll Ave								
44341 Randolph Bascule Bridge Upgrades								
	Design	Jul-2022	Dec-2022	0A50 - TIF	1,900,000	125,285	1,774,715	1,774,715
	Construct.	Jan-2023	Dec-2024		<u>1,900,000</u>	<u>125,285</u>	<u>1,774,715</u>	<u>1,774,715</u>
356 W Randolph St								
44344 Taylor Street Bridge & Viaduct Over the South Branch of the Chicago River								
	Design	Jan-2021	Dec-2024	0D37 - TIF	5,000,000	0	2,500,000	5,000,000
	Construct.	Jan-2025	Jun-2026		<u>5,000,000</u>	<u>0</u>	<u>2,500,000</u>	<u>5,000,000</u>
520 W Taylor St								

2024 - 2028 Capital Improvement Program

TRANSPORTATION - BRIDGE IMPROVEMENTS

		Phase Start and End Dates		Fund	Total	Prior Years	2024	2024-2028
44483 Jackson Dr. & Balbo Dr. Expansion Joint Repairs								
	Construct.	Apr-2023	May-2024	0C74 - Bond	400,000	261,374	138,626	138,626
					<u>400,000</u>	<u>261,374</u>	<u>138,626</u>	<u>138,626</u>
On S Michigan Ave From E Jackson Blvd To E Balbo Dr								
44603 Riprap Installation at Halsted Street Bridge over the North Branch Canal								
	Construct.	Jul-2024	Dec-2024	0C74 - Bond	1,000,000	0	1,000,000	1,000,000
					<u>1,000,000</u>	<u>0</u>	<u>1,000,000</u>	<u>1,000,000</u>
1045 N Halsted St								
44622 Underpass Rehabilitation Program - 100 W. 47th Street								
	Design	Mar-2023	Oct-2023	0C78 - Bond	100,000	0	100,000	100,000
	Construct.	Oct-2023	Dec-2024		<u>100,000</u>	<u>0</u>	<u>100,000</u>	<u>100,000</u>
100 W 47th St								
44623 Underpass Rehabilitation Program - 5830 S. Throop Street								
	Design	Mar-2023	May-2024	0C78 - Bond	552,000	0	552,000	552,000
	Construct.	Jun-2024	Dec-2024		<u>552,000</u>	<u>0</u>	<u>552,000</u>	<u>552,000</u>
5830 S Throop St								
44624 Underpass Rehabilitation Program - 400 W. 31st Street								
	Design	Mar-2023	Oct-2023	0C78 - Bond	157,500	20,916	136,584	136,584
	Construct.	Oct-2023	Dec-2024		<u>157,500</u>	<u>20,916</u>	<u>136,584</u>	<u>136,584</u>
400 W 31st St								
44838 Citywide QA Services - GOB 2023								
	Construct.	Jun-2023	Dec-2024	0C78 - Bond	800,000	0	800,000	800,000
					<u>800,000</u>	<u>0</u>	<u>800,000</u>	<u>800,000</u>
2 N La Salle St								

2024 - 2028 Capital Improvement Program

TRANSPORTATION - BRIDGE IMPROVEMENTS

	Phase Start and End Dates			Fund	Total	Prior Years	2024	2024-2028
45036 Wabash Viaduct North of the River Repairs								
	Construct.	Sep-2023	Dec-2024	0C74 - Bond	500,000	0	500,000	500,000
					500,000	0	500,000	500,000
400 N Wabash Ave								
45616 Emergency Repairs to City Bridges - 2027								
	Construct.	Jan-2027	Dec-2027	0GOF - Bond	5,000,000	0	0	5,000,000
					5,000,000	0	0	5,000,000
45617 Emergency Repairs to City Bridges - 2028								
	Construct.	Jan-2028	Dec-2028	0GOF - Bond	5,000,000	0	0	5,000,000
					5,000,000	0	0	5,000,000
45756 Citywide Bridge Repair Program - 2026								
	Design	Jan-2026	Dec-2026	0GOF - Bond	30,000,000	0	0	30,000,000
	Construct.	Jan-2026	Dec-2026		30,000,000	0	0	30,000,000
45757 Citywide Bridge Repair Program - 2027								
	Design	Jan-2027	Dec-2027	0TBD - Other	30,000,000	0	0	30,000,000
	Construct.	Jan-2027	Dec-2027		30,000,000	0	0	30,000,000
45758 Citywide Bridge Repair Program - 2028								
	Design	Jan-2028	Dec-2028	0TBD - Other	30,000,000	0	0	20,000,000
	Construct.	Jan-2028	Dec-2028		30,000,000	0	0	20,000,000
45794 Michigan Ave Bridge - Chicago River								
	Design	Jan-2027	Dec-2028	0TBD - Other	75,000,000	0	0	5,000,000
	Construct.	Jan-2028	Dec-2030		75,000,000	0	0	5,000,000
N Michigan Ave And E Chicago River								

2024 - 2028 Capital Improvement Program

TRANSPORTATION - BRIDGE IMPROVEMENTS

		Phase Start and End Dates		Fund	Total	Prior Years	2024	2024-2028
45795 Roosevelt Bridge - Chicago South Branch River								
	Design	Jan-2028	Dec-2029	OGOF - Bond	75,000,000	0	0	5,000,000
	Construct.	Jan-2029	Dec-2031		<u>75,000,000</u>	<u>0</u>	<u>0</u>	<u>5,000,000</u>
W Roosevelt Rd And S Chicago River								
BRIDGE IMPROVEMENTS Total					\$1,833,832,505	\$68,141,103	\$342,007,771	\$1,460,691,402

2024 - 2028 Capital Improvement Program

TRANSPORTATION - INTERSECTION/OTHER SAFETY IMPROVEMENTS

Phase Start and End Dates		Fund	Total	Prior Years	2024	2024-2028
41568 Ward 48 / Sheridan & Bryn Mawr Intersection Improvements / TIF Funded /940-1010 W. Bryn Mawr						
Design	May-2018	Dec-2024	0143 - TIF	250,000	20,000	230,000
Construct.	Jul-2024	Dec-2024		250,000	20,000	230,000
940-1010 W Bryn Mawr Ave						
42892 Metra Milwaukee District - Fulton Market Crossings / TIF Funded - Ward 27						
Design	Mar-2021	Dec-2024	0180 - TIF	850,000	757,075	92,925
				850,000	757,075	92,925
360 N Aberdeen St	360 N Carpenter St			360 N Green St		
360 N May St	360 N Morgan St			360 N Racine Ave		
43149 Pavement Markings - 2024						
Construct.	Jan-2024	Dec-2024	0C80 - Bond	6,950,000	0	6,950,000
				6,950,000	0	6,950,000
10000-10300 S Woodlawn Ave	1926-4756 W 87th St			2600-2900 E 104th St		
4000-4760 W 83rd St	8600-11888 S Vincennes Ave			N Oak Park Ave And W Roscoe St		
On E 100th St From S Crilly Dr To S Van Vlissingen Rd	On E 100th St From S State St To S Michigan Ave			On E 106th St From S Muskegon Ave To S State Line Rd		
On E 73rd St From S Euclid Ave To S Clyde Ave	On E 76th St From S South Shore Dr To S Hamilton Ave			On E 79th St From S Greenwood Ave To S Saginaw Ave		
On N Ashland Ave From W Diversey Pkwy To W Altgeld St	On N Ashland Ave From W Webster Ave To N Clybourn Ave			On N Nagle Ave From W Bryn Mawr Ave To W Gregory St		
On N Oak Park Ave From W Dickens Ave To W Shakespeare	On N Oak Park Ave From W Wrightwood Ave To W Schubert			On S Pulaski Rd From W 51st St To W 71st St		
On W 103rd St From S Harding Ave To S Pulaski Rd	On W 103rd St From S Kedzie Ave To S Torrence Ave			On W 107th St From S Troy St To S Kedzie Ave		
On W 71st St From S Pulaski Rd To S Justine St	On W 72nd St From S Yale Ave To S Perry Ave			On W 79th St From S Whipple St To S Maplewood Ave		
On W 87th St From S Cicero Ave To S Winchester Ave	On W 87th St From S Wallace St To S State St			On W Addison St From N Panama Ave To N Orange Ave		
On W Belmont Ave From N Panama Ave To N Orange Ave	On W Carmen Ave From N Francisco Ave To N California Ave			On W Grand Ave From N Ada St To N Green St		
On W Grand Ave From N Oak Park Ave To N Normandy Ave	On W Higgins Ave From N Long Ave To N Central Ave			W 107th St And S Hamlin Ave		
W 107th St And S Homan Ave	W 107th St And S Millard Ave			W Addison St And N Kilbourn Ave		
W Higgins Ave And N Newcastle Ave	W Hirsch St And N Parkside Ave					

2024 - 2028 Capital Improvement Program

TRANSPORTATION - INTERSECTION/OTHER SAFETY IMPROVEMENTS

		Phase Start and End Dates		Fund	Total	Prior Years	2024	2024-2028
43150 Pavement Markings - 2025								
	Construct.	Jan-2025	Dec-2025	OGOF - Bond	6,950,000	0	0	6,950,000
					6,950,000	0	0	6,950,000
43507 Construction Management Services for Capital Bond Projects								
	Construct.	Apr-2021	Apr-2024	0C72 - Bond	2,499,999	2,234,181	265,818	265,818
				0C78 - Bond	1,500,001	558,834	941,167	941,167
					4,000,000	2,793,015	1,206,985	1,206,985
43981 Pavement Markings - 2026								
	Construct.	Jan-2026	Dec-2026	OGOF - Bond	6,950,000	0	0	6,950,000
					6,950,000	0	0	6,950,000
45727 Pavement Markings - 2027								
	Construct.	Jan-2027	Dec-2027	0TBD - Other	6,950,000	0	0	6,950,000
					6,950,000	0	0	6,950,000
45728 Pavement Markings - 2028								
	Construct.	Jan-2028	Dec-2028	0TBD - Other	6,950,000	0	0	6,950,000
					6,950,000	0	0	6,950,000
INTERSECTION/OTHER SAFETY					\$39,850,000	\$3,570,090	\$8,479,910	\$36,279,910

2024 - 2028 Capital Improvement Program

TRANSPORTATION - MAJOR STREET IMPROVEMENTS

	Phase Start and End Dates			Fund	Total	Prior Years	2024	2024-2028
1875 BURLEY AVE. - 106TH ST. TO 126TH PL.								
	Design	Feb-2004	Jun-2024	0381 - Bond	250,000	250,000	0	0
	Construct.	Dec-2024	Dec-2025	0C80 - Bond	30,000,000	0	0	30,000,000
				OID5 - State	60,000	60,000	0	0
				OILF - State	120,000	120,000	0	0
				OSTF - Federal	1,200,000	1,200,000	0	0
				IL11 - State	120,000	120,000	0	0
				RBLD - State	6,709,928	2,365,181	0	4,344,747
					38,459,928	4,115,181	0	34,344,747
10700-12200 S Burley Ave								
33872 GRAND AVE., DAMEN AVE. TO OGDEN AVE.								
	Design	Jun-2020	Dec-2022	0180 - TIF	10,084,597	897,434	4,000,000	9,187,163
	Construct.	Mar-2022	Dec-2025		10,084,597	897,434	4,000,000	9,187,163
On W Grand Ave From N Damen Ave To N Ogden Ave								
38475 Milwaukee Ave., Logan to Armitage								
	Design	Sep-2023	Dec-2025	OSTP - Federal	9,440,000	0	0	9,440,000
	Construct.	Jan-2025	Dec-2026	OTBD - Other	2,360,000	0	0	2,360,000
				RBLD - State	1,600,000	800,000	800,000	800,000
					13,400,000	800,000	800,000	12,600,000
On N Milwaukee Ave From W Logan Blvd To W Armitage Ave								
41328 Arterial Resurfacing #98 (Far South) - 2022								
	Construct.	May-2022	Oct-2022	OSTP - Federal	8,907,200	8,907,200	0	0
				RBLD - State	1,160,000	0	1,160,000	1,160,000
				SOCC - State	2,226,800	2,226,800	0	0
					12,294,000	11,134,000	1,160,000	1,160,000

2024 - 2028 Capital Improvement Program

TRANSPORTATION - MAJOR STREET IMPROVEMENTS

		Phase Start and End Dates		Fund	Total	Prior Years	2024	2024-2028
41361 Grand Avenue: Ogden to Jefferson								
	Design	Oct-2021	Dec-2024	0912 - TIF	600,000	400,000	200,000	200,000
	Construct.	Oct-2024	Dec-2025	OSTP - Federal	663,109	0	0	663,109
				RBLD - State	1,750,000	1,000,000	750,000	750,000
				STPS - Federal	9,896,891	0	0	9,896,891
					12,910,000	1,400,000	950,000	11,510,000
On W Grand Ave From N Ogden Ave To N Jefferson St								
41993 Arterial St Resurfacing #99 (North) - 2023								
	Construct.	May-2023	Dec-2024	OSTP - Federal	14,000,000	0	14,000,000	14,000,000
				RBLD - State	6,380,634	6,380,634	0	0
					20,380,634	6,380,634	14,000,000	14,000,000
On N Austin Ave From N Elston Ave To N Northwest Hwy	On N California Ave From W Montrose Ave To W Addison St			On N Cannon Dr From N Sheridan Rd To W Fullerton Pkwy				
On N Damen Ave From W Diversey Pkwy To N Elston Ave	On N Kedzie Blvd From N Linden Pl To W Palmer Blvd			On N Laramie Ave From W Melrose St To W Nelson St				
On N Lincoln Ave From W Montrose Ave To W Irving Park Rd	On W Diversey Pkwy From N Sheffield Ave To N Sheridan Rd			On W Grand Ave From W Fullerton Ave To N Cicero Ave				
On W Montrose Ave From N Pulaski Rd To N California Ave	On W Montrose Ave From N Western Ave To N Damen Ave			On W Sheridan Rd From N Sheffield Ave To N Lake Shore Dr				
42568 Arterial Street Resurfacing #103 (North) - 2024								
	Construct.	Jan-2024	Jan-2025	OSTP - Federal	8,000,000	0	8,000,000	8,000,000
				OTBD - Other	2,000,000	0	0	2,000,000
					10,000,000	0	8,000,000	10,000,000
42569 Arterial Street Resurfacing #104 (Central) - 2024								
	Construct.	Jan-2024	Jan-2025	OSTP - Federal	8,000,000	0	8,000,000	8,000,000
				OTBD - Other	2,000,000	0	0	2,000,000
					10,000,000	0	8,000,000	10,000,000
42570 Arterial Street Resurfacing #105 (South) - 2024								
	Construct.	Jan-2024	Jan-2025	OSTP - Federal	8,000,000	0	8,000,000	8,000,000
				OTBD - Other	2,000,000	0	0	2,000,000
					10,000,000	0	8,000,000	10,000,000

2024 - 2028 Capital Improvement Program

TRANSPORTATION - MAJOR STREET IMPROVEMENTS

	Phase Start and End Dates			Fund	Total	Prior Years	2024	2024-2028
42571 Arterial Street Resurfacing #106 (Far South) - 2024								
Construct.	Jan-2024	Jan-2025		OSTP - Federal	8,000,000	0	8,000,000	8,000,000
				OTBD - Other	2,000,000	0	0	2,000,000
					10,000,000	0	8,000,000	10,000,000
42572 Arterial Street Resurfacing #107 (North) - 2025								
Construct.	Jan-2025	Jan-2026		OSTP - Federal	8,000,000	0	0	8,000,000
				OTBD - Other	2,000,000	0	0	2,000,000
					10,000,000	0	0	10,000,000
42573 Arterial Street Resurfacing #108 (Central) - 2025								
Construct.	Jan-2025	Jan-2026		OSTP - Federal	8,000,000	0	0	8,000,000
				OTBD - Other	2,000,000	0	0	2,000,000
					10,000,000	0	0	10,000,000
42574 Arterial Street Resurfacing #109 (South) - 2025								
Construct.	Jan-2025	Jan-2026		OSTP - Federal	8,000,000	0	0	8,000,000
				OTBD - Other	2,000,000	0	0	2,000,000
					10,000,000	0	0	10,000,000
42575 Arterial Street Resurfacing #110 (Far South) - 2025								
Construct.	Jan-2025	Jan-2026		OSTP - Federal	8,000,000	0	0	8,000,000
				OTBD - Other	2,000,000	0	0	2,000,000
					10,000,000	0	0	10,000,000
42585 Michigan Avenue: Chicago River to Oak Street								
Design	Jan-2024	Dec-2026		SOCC - State	4,000,000	0	0	4,000,000
Construct.	Jan-2026	Dec-2027			4,000,000	0	0	4,000,000
On N Michigan Ave From E Wacker Dr To E Oak St								
43096 Supplemental Arterial Resurfacing - 2023								
Construct.	Apr-2023	Dec-2024		OC78 - Bond	50,000,000	27,153,310	22,846,690	22,846,690
					50,000,000	27,153,310	22,846,690	22,846,690

2024 - 2028 Capital Improvement Program

TRANSPORTATION - MAJOR STREET IMPROVEMENTS

		Phase Start and End Dates		Fund	Total	Prior Years	2024	2024-2028
43099 Supplemental Arterial Resurfacing - 2025								
	Construct.	Apr-2025	Dec-2025	OGOF - Bond	45,000,000	0	0	45,000,000
					45,000,000	0	0	45,000,000
43301 41st Ward Roadways in the Big Oaks Neighborhood								
	Construct.	Oct-2021	Dec-2024	OCCH - Other	812,500	0	812,500	812,500
					812,500	0	812,500	812,500
On W Carmen Ave From N Delphia Ave To N Chester Ave	On W St Joseph Ave From N Delphia Ave To N Chester Ave			On W Winnemac Ave From N Delphia Ave To N Chester Ave				
On W Winona St From N Delphia Ave To N Chester Ave								
43464 Boulevard Improvement Program								
	Design	Oct-2021	Dec-2025	0621 - TIF	5,000,000	0	5,000,000	5,000,000
	Construct.	Aug-2022	Dec-2027	OC72 - Bond	2,199,999	1,084,754	1,115,245	1,115,245
					1,000,000	1,000,000	0	0
					16,711,310	0	711,310	16,711,310
					24,911,309	2,084,754	6,826,555	22,826,555
On S Hamlin Blvd From W Congress Pkwy To W Jackson Blvd	On S Independence Blvd From W Douglas Blvd To W Congress							
43967 Supplemental Arterial Resurfacing - 2026								
	Construct.	Jan-2026	Dec-2026	OGOF - Bond	45,000,000	0	0	45,000,000
					45,000,000	0	0	45,000,000
44107 Arterial St Resurfacing #111 (North)								
	Construct.	Jan-2026	Jan-2027	OSTP - Federal	8,000,000	0	0	8,000,000
					2,000,000	0	0	2,000,000
					10,000,000	0	0	10,000,000
44108 Arterial St Resurfacing #112 (Central)								
	Construct.	Jan-2026	Jan-2027	OSTP - Federal	8,000,000	0	0	8,000,000
					2,000,000	0	0	2,000,000
					10,000,000	0	0	10,000,000

2024 - 2028 Capital Improvement Program

TRANSPORTATION - MAJOR STREET IMPROVEMENTS

	Phase Start and End Dates			Fund	Total	Prior Years	2024	2024-2028
44109 Arterial St Resurfacing #113 (South)								
	Construct.	Jan-2026	Jan-2027	OSTP - Federal	8,000,000	0	0	8,000,000
				SOCC - State	2,000,000	0	0	2,000,000
					10,000,000	0	0	10,000,000
44110 Arterial St Resurfacing #114 (Far South)								
	Construct.	Jan-2026	Jan-2027	OSTP - Federal	8,000,000	0	0	8,000,000
				SOCC - State	2,000,000	0	0	2,000,000
					10,000,000	0	0	10,000,000
44265 6600 N. Western Avenue TIF Alley Improvements 6600 N. - 6700 N. Western Avenue								
	Design	May-2022	May-2023	0A23 - TIF	400,000	0	400,000	400,000
	Construct.	Jul-2024	Dec-2024		400,000	0	400,000	400,000
6600-6700 N Western Ave								
44824 2023 Capital Bond Lighting Project 100 Block Residential Lighting Construction								
	Design	Sep-2023	Jun-2024	0C78 - Bond	16,300,000	4,329,689	6,970,311	11,970,311
	Construct.	Jul-2024	Oct-2025		16,300,000	4,329,689	6,970,311	11,970,311
45449 LeClaire Courts - Street Improvements								
	Construct.	Feb-2024	Feb-2025	0C80 - Bond	28,663,623	0	10,663,623	28,663,623
					28,663,623	0	10,663,623	28,663,623
45591 Ashland Ave from School to Ridge - Resurfacing								
	Construct.	Jan-2025	Dec-2025	RBLD - State	12,800,000	0	12,800,000	12,800,000
					12,800,000	0	12,800,000	12,800,000
45788 Supplemental Arterial Resurfacing - 2027								
	Construct.	Jan-2027	Dec-2027	0TBD - Other	60,000,000	0	0	50,000,000
					60,000,000	0	0	50,000,000

2024 - 2028 Capital Improvement Program

TRANSPORTATION - MAJOR STREET IMPROVEMENTS

	Phase Start and End Dates			Fund	Total	Prior Years	2024	2024-2028
45789 Supplemental Arterial Resurfacing - 2028								
	Construct.	Jan-2028	Dec-2028	OTBD - Other	60,000,000	0	0	30,000,000
					<u>60,000,000</u>	<u>0</u>	<u>0</u>	<u>30,000,000</u>
MAJOR STREET IMPROVEMENTS Total					\$575,416,591	\$58,295,002	\$114,229,679	\$477,121,589

2024 - 2028 Capital Improvement Program

TRANSPORTATION - RAILROAD IMPROVEMENTS

Phase Start and End Dates				Fund	Total	Prior Years	2024	2024-2028	
34934 COLUMBUS AV AT MAPLEWOOD AV - CREATE GRADE SEPARATION									
Design	Jun-2016	Sep-2023		0L98 - State	2,400,000	2,400,000	0	0	
Construct.	Jul-2024	Dec-2025		0STP - Federal	2,000,000	2,000,000	0	0	
				0W05 - Federal	2,400,000	2,400,000	0	0	
				0W23 - Federal	3,200,000	3,200,000	0	0	
				NHFP - Federal	24,968,000	0	0	24,968,000	
				RBLD - State	7,000,000	7,000,000	0	0	
				SOCC - State	8,682,000	8,682,000	0	0	
					<u>50,650,000</u>	<u>25,682,000</u>	<u>0</u>	<u>24,968,000</u>	
2532 W Columbus Ave									
RAILROAD IMPROVEMENTS Total						\$214,467,428	\$36,438,576	\$56,485,234	\$178,028,852

2024 - 2028 Capital Improvement Program

TRANSPORTATION - TRAFFIC SIGNALS

		Phase Start and End Dates		Fund	Total	Prior Years	2024	2024-2028	
4375 NEAR WEST SIDE INTERCONNECT									
	Design	Jul-2002	Dec-2020	OCMQ - Federal	916,000	0	0	916,000	
	Construct.	Jan-2028	Dec-2028	OILF - State	229,000	0	0	229,000	
					1,145,000	0	0	1,145,000	
N Canal St And W Lake St	N Canal St And W Madison St			N Canal St And W Randolph St					
N Canal St And W Washington Blvd	N Clinton St And W Lake St			N Clinton St And W Madison St					
N Clinton St And W Randolph St	N Clinton St And W Washington Blvd			N Desplaines St And W Lake St					
N Desplaines St And W Madison St	N Desplaines St And W Randolph St			N Desplaines St And W Washington Blvd					
N Jefferson St And W Lake St	N Jefferson St And W Madison St			N Jefferson St And W Randolph St					
N Jefferson St And W Washington Blvd	S Canal St And W Jackson Blvd			S Canal St And W Monroe St					
S Canal St And W Van Buren St	S Clinton St And W Jackson Blvd			S Clinton St And W Monroe St					
S Clinton St And W Van Buren St	S Desplaines St And W Jackson Blvd			S Desplaines St And W Monroe St					
S Desplaines St And W Van Buren St	S Jefferson St And W Monroe St			S Jefferson St And W Van Buren St					
W Adams St And S Canal St	W Adams St And S Clinton St			W Adams St And S Desplaines St					
W Adams St And S Jefferson St	W Jackson Blvd And S Jefferson St								
36037 TRAFFIC MANAGEMENT CENTER - INTEGRATED CORRIDOR MANAGMENT									
	Construct.	Jan-2025	Dec-2025	OCMQ - Federal	1,520,000	0	0	1,520,000	
					OGOF - Bond	380,000	0	0	380,000
					1,900,000	0	0	1,900,000	
38171 Pedestrian Countdown Signals - Highway Safety and Improvement Program (HSIP)									
	Design	Sep-2015	Jan-2024	OC16 - Bond	9,492	9,492	0	0	
	Construct.	Jun-2020	Dec-2024	OC72 - Bond	16,209	16,209	0	0	
					OCCH - Other	100,000	100,000	0	0
					HSIP - Federal	1,340,000	356,000	984,000	984,000
					SOCC - State	150,000	39,000	111,000	111,000
					1,615,701	520,701	1,095,000	1,095,000	
900 W Taylor St	N Austin Blvd And W Chicago Ave								

2024 - 2028 Capital Improvement Program

TRANSPORTATION - TRAFFIC SIGNALS

		Phase Start and End Dates		Fund	Total	Prior Years	2024	2024-2028
38269 Lake Shore Dr. & Columbus Ave at Monroe St. to Waldron St. - Adaptive Signal Control								
	Design	Oct-2021	Dec-2022	OCMQ - Federal	944,000	544,000	400,000	400,000
	Construct.	Dec-2022	Jun-2024	SOCC - State	236,000	136,000	100,000	100,000
					1,180,000	680,000	500,000	500,000
S Columbus Dr And E Balbo Dr	S Columbus Dr And E Congress Dr			S Columbus Dr And E Jackson Dr				
S Columbus Dr And E Monroe Dr	S Columbus Dr And E Roosevelt Rd			S Lake Shore Dr Nb And E Mcfetridge Dr				
S Lake Shore Dr Nb And E Waldron Dr	S Lake Shore Dr Sb And E Balbo Dr			S Lake Shore Dr Sb And E Jackson Dr				
S Lake Shore Dr Sb And E Monroe Dr	S Lake Shore Dr Sb And E Roosevelt Dr							
40109 Accessible Pedestrian Signals (APS) - Citywide								
	Design	Aug-2018	Dec-2024	0771 - TIF	225,000	88,250	136,750	136,750
	Construct.	Jul-2024	Dec-2025	0912 - TIF	168,750	66,187	102,563	102,563
				0A50 - TIF	56,250	22,063	34,187	34,187
				0C65 - Bond	409,000	20,000	389,000	389,000
				0C72 - Bond	425,408	425,408	0	0
				0C74 - Bond	63,738	0	63,738	63,738
				0C80 - Bond	3,000,000	0	3,000,000	3,000,000
				0FTA - Federal	3,072,689	367,101	2,705,588	2,705,588
				0M09 - State	14,000	0	14,000	14,000
					7,434,835	989,009	6,445,826	6,445,826
1 N Canal St	100 N Canal St			100 N Clinton St				
200 S Canal St	300 S Canal St			300 S Clinton St				
40522 Harlem / Northwest Highway / Devon Signal Improvement								
	Construct.	Jun-2021	Dec-2025	0C72 - Bond	1,026	1,026	0	0
				ID16 - State	460,000	173,000	280,000	287,000
					461,026	174,026	280,000	287,000
N Harlem Ave And W Devon Ave								

2024 - 2028 Capital Improvement Program

TRANSPORTATION - TRAFFIC SIGNALS

		Phase Start and End Dates		Fund	Total	Prior Years	2024	2024-2028
40633 Ashland Avenue Traffic Signal Modernization / TIF Funded / (100 N. - 600 S.) Wards 27, 28								
	Design	Aug-2017	Oct-2022	0215 - TIF	8,055,049	3,727,970	4,327,079	4,327,079
	Construct.	Oct-2022	Dec-2024		8,055,049	3,727,970	4,327,079	4,327,079
On N Ashland Ave From W Washington Blvd To W Harrison St								
41157 LAKESHORE DRIVE & FULLERTON- NB Ramps								
	Design	Oct-2017	Nov-2019	0C51 - Bond	44,500	2,025	42,475	42,475
	Construct.	Apr-2024	Dec-2024		44,500	2,025	42,475	42,475
N Lake Shore Dr Sb And W Fullerton Pkwy								
41334 Wireless Signal Interconnects (Eng. Only)								
	Design	Apr-2024	Feb-2026	0C74 - Bond	1,000,000	0	1,000,000	1,000,000
	Construct.	Jan-2027	Dec-2028	OCMQ - Federal	1,600,000	0	0	1,600,000
				SOCC - State	400,000	0	0	400,000
					3,000,000	0	1,000,000	3,000,000
200-404 N Desplaines St		206 N Canal St					378-630 W Lake St	
380-630 W Van Buren St		400 S Canal St					On S Central Ave From W 63rd St To W 51st St	
On S Cicero Ave From W Lexington St To W Peterson Ave		On W 79th St From S Cicero Ave To S Ashland Ave					On W 87th St From S Western Ave To S Dan Ryan Expy Ib	
On W 95th St From S Western Ave To S Ewing Ave		On W Peterson Ave From N Cicero Ave To N Ridge Ave						
42029 Northwest Highway ICC Signal Work								
	Design	Apr-2018	Dec-2024	0995 - State	1,350,000	0	1,350,000	1,350,000
	Construct.	Jul-2024	Dec-2025	SOCC - State	851,000	0	0	851,000
					2,201,000	0	1,350,000	2,201,000
N Nagle Ave And N Northwest Hwy		N Northwest Hwy And W Bryn Mawr Ave					W Raven St And N Northwest Hwy	
42286 Traffic Signal Modernization #1/ Phase I/II Engineering								
	Design	Mar-2021	Mar-2025	OSTP - Federal	2,300,000	1,181,000	369,000	1,119,000
				SOCC - State	575,000	207,000	168,000	368,000
					2,875,000	1,388,000	537,000	1,487,000
S Jeffery Blvd And E 69th St								

2024 - 2028 Capital Improvement Program

TRANSPORTATION - TRAFFIC SIGNALS

		Phase Start and End Dates		Fund	Total	Prior Years	2024	2024-2028
42349 S. Indiana Ave. & E. 21st St. New Traffic Signal Installation								
	Design	Sep-2018	Jun-2024	0G01 - Other	200,000	25,000	175,000	175,000
	Construct.	Jul-2024	Mar-2025		200,000	25,000	175,000	175,000
S Indiana Ave And E 21st St								
42527 Pulaski and Dickens - New Traffic Signal Installation - TIF Funded								
	Design	Mar-2020	Jun-2024	0421 - TIF	450,000	0	450,000	450,000
	Construct.	Jul-2024	Mar-2025		450,000	0	450,000	450,000
N Pulaski Rd And W Dickens Ave								
42591 Traffic Signal Modernization #1A								
	Construct.	Jan-2025	Dec-2026	0C78 - Bond	12,000,000	0	4,000,000	12,000,000
				RBLD - State	8,000,000	0	0	8,000,000
					20,000,000	0	4,000,000	20,000,000
42592 Traffic Signal Modernization #1B								
	Construct.	Jan-2024	Dec-2024	0STP - Federal	6,400,000	0	6,400,000	6,400,000
				SOCC - State	1,600,000	0	1,600,000	1,600,000
					8,000,000	0	8,000,000	8,000,000
42593 Traffic Signal Modernization #2								
	Design	Jan-2024	Jan-2025	RBLD - State	3,000,000	0	0	3,000,000
					3,000,000	0	0	3,000,000
42869 Pedestrian Countdown Timers / 5 intersection Upgrades / LaSalle Central TIF Funded								
	Construct.	Jun-2024	Dec-2024	0A50 - TIF	300,000	0	300,000	300,000
					300,000	0	300,000	300,000
155 W Jackson Blvd			S Clark St And W Monroe St	S Dearborn St And W Monroe St				
S La Salle St And W Monroe St			W Monroe St And S Wells St					

2024 - 2028 Capital Improvement Program

TRANSPORTATION - TRAFFIC SIGNALS

Phase Start and End Dates			Fund	Total	Prior Years	2024	2024-2028
43130 Traffic Signal Communication/Connectivity - 2023							
Construct.	Mar-2023	Oct-2024	0C78 - Bond	5,250,000	4,138,583	1,111,417	1,111,417
				5,250,000	4,138,583	1,111,417	1,111,417
N Ashland Ave And W Grace St		N Austin Ave And W Foster Ave				N Austin Ave And W Irving Park Rd	
N Broadway And W Bryn Mawr Ave		N Central Ave And W Fullerton Ave				N Cicero Ave And N Elston Ave	
N Cicero Ave And W Belle Plaine Ave		N Cicero Ave And W Belmont Ave				N Cicero Ave And W Lawrence Ave	
N Cicero Ave And W Roscoe St		N Cicero Ave And W School St				N Clark St And W Fullerton Pkwy	
N Cleveland Ave And N Lincoln Ave		N Damen Ave And W Diversey Pkwy				N Edens Wilson Av Er And W Wilson Ave	
N Halsted St And W North Ave		N Hamlin Ave And W Grand Ave				N Kedzie Ave And W Addison St	
N Keeler Ave And W Belmont Ave		N Kennedy Expy Ib And W North Ave				N Kostner Ave And W North Ave	
N Lake Shore Dr And W Belmont Ave		N Laramie Ave And W North Ave				N Leavitt St And W Wellington Ave	
N Lincoln Ave And N 2330 N Lincoln Ave		N Lincoln Ave And W Winnemac Ave				N Logan And W Target Store Drive	
N Long Ave And W Lawrence Ave		N Michigan Ave And E Lake St				N Michigan Ave And E Ontario St	
N Michigan Ave And E South Water St		N Milwaukee Ave And W Bryn Mawr Ave				N Milwaukee Ave And W Gale St	
N Nagle Ave And W Foster Ave		N Ogden Ave And W Fulton St				N Orleans St And W Chicago Ave	
N Orleans St And W Ontario Feeder Express Lanes Er		N Pulaski Rd And W Argyle St				N Pulaski Rd And W Foster Ave	
N Pulaski Rd And W Irving Park Rd		N Ravenswood Ave And W Foster Ave				N Rockwell St And W Wellington Ave	
N Sheffield Ave And W North Ave		N Sheridan Rd And N Rogers Ave				N Sheridan Rd And W Belmont Ave	
N State St And E Superior St		N Throop St And W North Ave				N Western Ave And W Addison St	
N Western Ave And W Ainslie St		N Western Ave And W Belmont Ave				N Western Ave And W Foster Ave	
N Western Ave And W Grace St		N Western Ave And W Howard St				N Western Ave And W Lyndale St	
N Western Ave And W Montrose Ave		N Western Ave And W Peterson Ave				S Ashland Ave And W 42nd Pl	
S Ashland Ave And W 57th St		S Ashland Ave And W 91st St				S Buffalo Ave And E 87th St	
S Burley Ave And E 87th St		S California Ave And W Cermak Rd				S Canal St And S Archer Ave	
S Charles St And W 95th St		S Cicero Ave And W 47th St				S Clark St And W Cermak Rd	
S Colfax Ave And E 95th St		S Cottage Grove Ave And E Pershing Rd				S Damen Ave And S Blue Island Ave	
S Dr Martin Luther King Jr Dr And E Pershing Rd		S Drexel Blvd And E 47th St				S Greenwood Ave And E 87th St	
S Halsted St And S Archer Ave		S Halsted St And W 119th St				S Halsted St And W 98th Pl	

2024 - 2028 Capital Improvement Program

TRANSPORTATION - TRAFFIC SIGNALS

	Phase Start and End Dates	Fund	Total	Prior Years	2024	2024-2028
43130 Traffic Signal Communication/Connectivity - 2023						
S Halsted St And W 99th St	S Halsted St And W Harrison St		S Homan Ave And W Roosevelt Rd			
S Jeffery Ave And E 95th St	S Jeffery Blvd And E 73rd St		S Jeffery Blvd And E 76th St			
S Jeffery Blvd And E 79th St	S Jeffery Blvd And E 81st St		S Jeffery Blvd And S Anthony Ave			
S Keeler Ave And W Roosevelt Rd	S Lafayette Ave And W 87th St		S Lake Park Ave And E 55th St			
S Lake Shore Dr And S Farragut Dr	S Laramie Ave And S Archer Ave		S Linder Ave And S Archer Ave			
S Lock St And S Archer Ave	S Lockwood Ave And S Archer Ave		S Loomis St And S Archer Ave			
S Mackinaw Ave And E 87th St	S Mayfield Ave And S Archer Ave		S Menard Ave And S Archer Ave			
S Mulligan Ave And S Archer Ave	S Nashville Ave And W Archer Ave		S Pulaski Rd And W 55th St			
S Pulaski Rd And W 63rd St	S Pulaski Rd And W Cermak Rd		S Pulaski Rd And W Ogden Ave			
S Sayre Ave And W Archer Ave	S South Chicago Ave And E 76th St		S South Shore Dr And E 79th St			
S Spaulding Ave And W Roosevelt Rd	S State St And E 24th Pl		S State St And E 87th St			
S Torrence Ave And E 100th St	S Torrence Ave And E 122832 S Torrence		S Torrence Ave And E 122nd St			
S Wabash Ave And E Cermak Rd	S Wabash Ave And E Harrison St		S Western Ave And S Archer Ave			
S Western Ave And W 21st St	S Western Ave And W 31st St		S Western Ave And W 54th St			
S Western Ave And W 55th St	S Western Ave And W 62nd St		S Western Ave And W Congress Pkwy			
S Western Ave And W Pershing Rd	S Western Blvd And W 48th Pl		W Devon Ave And N Milwaukee Ave			

2024 - 2028 Capital Improvement Program

TRANSPORTATION - TRAFFIC SIGNALS

Phase Start and End Dates			Fund	Total	Prior Years	2024	2024-2028
43131 Traffic Signal Communication/Connectivity - 2024							
Construct.	Jan-2024	Dec-2024	OC80 - Bond	3,648,315	0	1,348,315	3,648,315
				3,648,315	0	1,348,315	3,648,315
E Hyde Park Blvd And S Lake Park Ave	N Austin Ave And W Addison St		N Austin Blvd And W Lake St				
N Broadway And W Wellington Ave	N California Ave And W Diversey Ave		N California Ave And W Howard St				
N California Ave And W Irving Park Rd	N Canal St And N Milwaukee Ave		N Central Ave And W Fullerton Ave				
N Central Park Ave And W Division St	N Central Park Ave And W Grand Ave		N Central Park Ave And W Lawrence Ave				
N Cicero Ave And W Addison St	N Cicero Ave And W Division St		N Cicero Ave And W Hirsch St				
N Clark St And W Foster Ave	N Clark St And W Montrose Ave		N Clark St And W North Ave				
N Clybourn Ave And N Ogden Ave	N Clybourn Ave And W North Ave		N Cumberland Ave And W Bryn Mawr Ave				
N Cumberland Ave And W Catherine Ave	N Damen Ave And W Warren Blvd		N Elston Ave And W Augusta Blvd				
N Elston Ave And W Lawrence Ave	N Halsted St And W Fullerton Ave		N Kedzie Ave And N Avondale Ave				
N Kedzie Ave And W Grand Ave	N Kedzie Ave And W Howard St		N Kennedy Expy Ib And W North Ave				
N Kingsbury St And W Grand Ave	N La Salle Dr And W North Ave		N La Salle St And W Washington St				
N Larrabee St And W Division St	N Pulaski Rd And W Montrose Ave		N Sacramento Ave And N Milwaukee Ave				
S Archer Ave And S Kostner Ave	S Ashland Ave And S Archer Ave		S Ashland Ave And W 33rd St				
S Ashland Ave And W 35th St	S Ashland Ave And W 37th St		S Ashland Ave And W 43rd St				
S Ashland Ave And W 45th St	S Ashland Ave And W 48th St		S Ashland Ave And W 49th St				
S Ashland Ave And W 50th St	S Ashland Ave And W 51st St		S Ashland Ave And W 53rd St				
S Ashland Ave And W 61st St	S Ashland Ave And W 63rd St		S Ashland Ave And W 65th St				
S Ashland Ave And W 81st St	S Ashland Ave And W 83rd St		S Ashland Ave And W 85th St				
S Ashland Ave And W Garfield Blvd	S Ashland Ave And W Pershing Rd		S Austin Blvd And W Jackson Blvd				
S Beverly Ave And W 103rd St	S Blackstone Ave And E 103rd St		S California Ave And W 31st St				
S California Blvd And W Ogden Ave	S Canal St And W Jackson Blvd		S Clark St And W Polk St				
S Cottage Grove Ave And E 49th St	S Cottage Grove Ave And E 60th St		S Damen Ave And W Harrison St				
S Damen Ave And W Ogden Ave	S Halsted St And W 99th St		S Halsted St And W Exchange Ave				
S Halsted St And W Madison St	S Indiana Ave And E Cermak Rd		S Jeffery Blvd And E 75th St				
S Jeffery Blvd And E 91st St	S Princeton Ave And W Cermak Rd		S Pulaski Rd And W 36th St				

2024 - 2028 Capital Improvement Program

TRANSPORTATION - TRAFFIC SIGNALS

	Phase Start and End Dates			Fund	Total	Prior Years	2024	2024-2028
43131 Traffic Signal Communication/Connectivity - 2024								
S Pulaski Rd And W 79th St	W Grand Ave And W Chicago Ave				W Higgins Ave And W Foster Ave			
43132 Traffic Signal Communication/Connectivity - 2025								
	Construct.	Jan-2025	Dec-2025	OGOF - Bond	3,448,764	0	0	3,448,764
					3,448,764	0	0	3,448,764
43133 Traffic Signal Battery Back-Ups - 2023								
	Construct.	Jan-2023	Dec-2024	0C78 - Bond	1,000,000	12,000	988,000	988,000
					1,000,000	12,000	988,000	988,000
43134 Traffic Signal Battery Back-Ups - 2024								
	Construct.	Jan-2024	Dec-2024	0C80 - Bond	1,000,000	0	1,000,000	1,000,000
					1,000,000	0	1,000,000	1,000,000
43135 Traffic Signal Battery Back-Ups - 2025								
	Construct.	Jan-2025	Dec-2025	OGOF - Bond	1,000,000	0	0	1,000,000
					1,000,000	0	0	1,000,000
43348 Traffic Signal Modernization - 2022 Local Construction								
	Construct.	Nov-2021	Dec-2025	0C72 - Bond	899,778	0	899,778	899,778
				0C74 - Bond	8,514,304	2,341,713	0	6,172,591
				0C78 - Bond	3,085,918	0	1,085,918	3,085,918
					12,500,000	2,341,713	1,985,696	10,158,287
S Keeler Ave And W 31st St								
43351 Traffic Signal Modernization - 2024 Local Construction								
	Construct.	Jan-2024	Jan-2025	0C80 - Bond	10,815,000	0	4,000,000	10,815,000
					10,815,000	0	4,000,000	10,815,000
43352 Traffic Signal Modernization - 2025 Local Construction								
	Construct.	Jan-2025	Jul-2026	OGOF - Bond	8,000,000	0	0	8,000,000
					8,000,000	0	0	8,000,000

2024 - 2028 Capital Improvement Program

TRANSPORTATION - TRAFFIC SIGNALS

		Phase Start and End Dates		Fund	Total	Prior Years	2024	2024-2028
43353 Traffic Signal Modernization - 2025 Local Design								
	Design	Jan-2025	Jan-2026	OGOF - Bond	2,060,000	0	0	2,060,000
					2,060,000	0	0	2,060,000
43355 Traffic Signal Modernization 2B								
	Construct.	Jan-2025	Jan-2026	OGOF - Bond	1,600,000	0	0	1,600,000
				OSTP - Federal	6,400,000	0	0	6,400,000
				SOCC - State	1,600,000	0	0	1,600,000
					9,600,000	0	0	9,600,000
43356 Traffic Signal Modernization 3								
	Design	Jan-2025	Jan-2026	OGOF - Bond	3,000,000	0	0	3,000,000
	Construct.	Jan-2027	Dec-2027	OSTP - Federal	6,400,000	0	0	6,400,000
				SOCC - State	1,600,000	0	0	1,600,000
					11,000,000	0	0	11,000,000
43424 Pulaski Rd. & Ainslie St / New traffic Signal / TIF Funded - (Bus Priority Zone Program)								
	Design	Jan-2021	Jun-2024	0973 - TIF	650,000	31,048	618,952	618,952
	Construct.	Jul-2024	Mar-2025		650,000	31,048	618,952	618,952
N Pulaski Rd And W Ainslie St								
43579 Marine-Montrose - LTA Relocation / Traffic Signals Program / Intersection Signal Modification								
	Design	Jun-2021	Aug-2022	0C72 - Bond	43,307	800	42,507	42,507
	Construct.	Feb-2024	Sep-2024		43,307	800	42,507	42,507
N Marine Dr And W Montrose Ave								
43674 Kolin-Chicago New Signal Installation								
	Design	Nov-2020	Feb-2024	0531 - TIF	150,000	150,000	0	0
	Construct.	Nov-2021	Dec-2024	0C72 - Bond	800,000	0	800,000	800,000
					950,000	150,000	800,000	800,000
N Kolin Ave And W Chicago Ave								

2024 - 2028 Capital Improvement Program

TRANSPORTATION - TRAFFIC SIGNALS

	Phase Start and End Dates			Fund	Total	Prior Years	2024	2024-2028
43685 PMC - Traffic Signals								
	Design	Nov-2021	Aug-2025	0C72 - Bond	500,000	250,000	125,000	250,000
					<u>500,000</u>	<u>250,000</u>	<u>125,000</u>	<u>250,000</u>
43974 Intersection Signal Modification - 2026								
	Construct.	Jan-2026	Dec-2028	OGOF - Bond	22,000,000	0	0	22,000,000
					<u>22,000,000</u>	<u>0</u>	<u>0</u>	<u>22,000,000</u>
43975 Traffic Signal Communication/Connectivity - 2026								
	Construct.	Jan-2026	Dec-2026	OGOF - Bond	3,552,227	0	0	3,552,227
					<u>3,552,227</u>	<u>0</u>	<u>0</u>	<u>3,552,227</u>
43976 Traffic Signal Battery Back-Ups - 2026								
	Construct.	Jan-2026	Dec-2026	OGOF - Bond	1,000,000	0	0	1,000,000
					<u>1,000,000</u>	<u>0</u>	<u>0</u>	<u>1,000,000</u>
44267 Halsted-Hubbard New Traffic Signal Installation								
	Design	May-2022	Jun-2024	0180 - TIF	600,000	0	600,000	600,000
	Construct.	Jul-2024	Dec-2024		<u>600,000</u>	<u>0</u>	<u>600,000</u>	<u>600,000</u>
N Halsted St And W Hubbard St								
44293 Accessible Pedestrian Signals (APS) Installation - 2022								
	Construct.	Jul-2022	Dec-2024	0C72 - Bond	729,491	0	729,491	729,491
				0C74 - Bond	270,510	270,510	0	0
					<u>1,000,001</u>	<u>270,510</u>	<u>729,491</u>	<u>729,491</u>
N Kimball Ave And W Belmont Ave								
44415 Hamlin-Madison Left Turn Arrows Installation								
	Design	Feb-2024	Sep-2024	0548 - TIF	150,000	0	150,000	150,000
	Construct.	Oct-2024	Mar-2025		<u>150,000</u>	<u>0</u>	<u>150,000</u>	<u>150,000</u>
N Hamlin Blvd And W Madison St								

2024 - 2028 Capital Improvement Program

TRANSPORTATION - TRAFFIC SIGNALS

	Phase Start and End Dates			Fund	Total	Prior Years	2024	2024-2028
44416 Hamlin-Washington Left Turn Arrows Installation								
	Design	Feb-2024	Sep-2024	0621 - TIF	150,000	0	150,000	150,000
	Construct.	Oct-2024	Mar-2025		<u>150,000</u>	<u>0</u>	<u>150,000</u>	<u>150,000</u>
N Hamlin Blvd And W Washington Blvd								
44417 Kostner-Madison - Left Turn Arrows Installation								
	Design	Feb-2023	Mar-2024	0548 - TIF	150,000	0	150,000	150,000
	Construct.	Apr-2024	Sep-2024		<u>150,000</u>	<u>0</u>	<u>150,000</u>	<u>150,000</u>
N Kostner Ave And W Madison St								
44418 Pulaski-Kinzie - Signal/Pedestrian Improvements								
	Design	Sep-2023	Sep-2024	0531 - TIF	187,500	0	187,500	187,500
	Construct.	Oct-2024	Mar-2025	0978 - TIF	62,500	0	62,500	62,500
					<u>250,000</u>	<u>0</u>	<u>250,000</u>	<u>250,000</u>
N Pulaski Rd And W Kinzie St								
44419 Ashland-15th New Traffic Signal Installation								
	Design	Sep-2023	Mar-2025	0798 - TIF	600,000	0	0	600,000
	Construct.	Apr-2025	Dec-2025		<u>600,000</u>	<u>0</u>	<u>0</u>	<u>600,000</u>
S Ashland Ave And W 15th St								
44476 Wabash-29th Traffic Signal Modernization - 3rd Ward								
	Design	Dec-2022	Dec-2024	0157 - TIF	715,000	0	0	715,000
	Construct.	Jan-2025	Dec-2025		<u>715,000</u>	<u>0</u>	<u>0</u>	<u>715,000</u>
S Wabash Ave And E 29th St								
44784 Sheridan-Ainslie Traffic Signal Modernization - 46th Ward								
	Construct.	Apr-2023	Dec-2024	0C78 - Bond	160,000	25,175	134,825	134,825
					<u>160,000</u>	<u>25,175</u>	<u>134,825</u>	<u>134,825</u>
N Sheridan Rd And W Ainslie St								

2024 - 2028 Capital Improvement Program

TRANSPORTATION - TRAFFIC SIGNALS

	Phase Start and End Dates			Fund	Total	Prior Years	2024	2024-2028
45720 Traffic Signal Battery Back-Ups - 2027								
	Construct.	Jan-2027	Dec-2027	OGOF - Bond	1,000,000	0	0	1,000,000
					1,000,000	0	0	1,000,000
45721 Traffic Signal Battery Back-Ups - 2028								
	Construct.	Jan-2028	Dec-2028	OGOF - Bond	1,000,000	0	0	1,000,000
					1,000,000	0	0	1,000,000
45722 Traffic Signal Communication/Connectivity - 2027								
	Construct.	Jan-2027	Dec-2027	OGOF - Bond	3,658,794	0	0	3,658,794
					3,658,794	0	0	3,658,794
45723 Traffic Signal Communication/Connectivity - 2028								
	Construct.	Jan-2025	Dec-2028	OGOF - Bond	3,768,558	0	0	3,768,558
					3,768,558	0	0	3,768,558
45724 Traffic Signal Modernization - 2026								
	Construct.	Jan-2026	Dec-2027	OGOF - Bond	10,500,000	0	0	10,500,000
					10,500,000	0	0	10,500,000
45725 Traffic Signal Modernization - 2027								
	Design	Jan-2027	Dec-2027	0TBD - Other	12,000,000	0	0	12,000,000
	Construct.	Jan-2027	Dec-2028		12,000,000	0	0	12,000,000
45726 Traffic Signal Modernization - 2028								
	Construct.	Jan-2028	Dec-2028	0TBD - Other	12,200,000	0	0	8,000,000
					12,200,000	0	0	8,000,000
45781 Intersection Signal Modification - 2027								
	Design	Jan-2027	Dec-2027	OGOF - Bond	22,000,000	0	0	14,000,000
	Construct.	Jan-2027	Dec-2029		22,000,000	0	0	14,000,000

2024 - 2028 Capital Improvement Program

TRANSPORTATION - TRAFFIC SIGNALS

	Phase Start and End Dates			Fund	Total	Prior Years	2024	2024-2028
45782 Intersection Signal Modification - 2028								
	Design	Jan-2028	Dec-2028	OGOF - Bond	22,000,000	0	0	4,000,000
	Construct.	Jan-2028	Dec-2030		<u>22,000,000</u>	<u>0</u>	<u>0</u>	<u>4,000,000</u>
TRAFFIC SIGNALS Total					\$317,855,490	\$16,867,973	\$51,486,583	\$270,787,517

2024 - 2028 Capital Improvement Program

TRANSPORTATION - TRANSIT/BICYCLE/PEDESTRIAN

		Phase Start and End Dates		Fund	Total	Prior Years	2024	2024-2028
36038 STONY ISLAND CYCLE TRACK - 69TH ST TO 77TH ST								
	Design	Aug-2013	May-2025	0C72 - Bond	224,999	42,970	182,029	182,029
	Construct.	May-2025	Dec-2025	0ENH - Federal	3,252,000	480,000	0	2,772,000
				0M09 - State	120,000	120,000	0	0
					<u>3,596,999</u>	<u>642,970</u>	<u>182,029</u>	<u>2,954,029</u>
6900-7700 S Stony Island Ave								
38181 WALK TO TRANSIT SERIES III								
	Design	Jun-2020	Aug-2022	0621 - TIF	201,667	201,667	0	0
	Construct.	Sep-2022	Nov-2024	0967 - TIF	201,666	201,666	0	0
				0A73 - TIF	201,667	201,667	0	0
				0CMQ - Federal	2,420,000	440,000	1,980,000	1,980,000
					<u>3,025,000</u>	<u>1,045,000</u>	<u>1,980,000</u>	<u>1,980,000</u>
51st - 314 E 51st St			800 E 63rd St				Addison-O'Hare - 3622 W Addison St	
Austin-Lake - 351 N Austin Blvd			Cicero-Congress - 720 S Cicero Ave				Howard - 1649 W Howard St	
Laramie - 5148 W Lake St			Polk - 1713 W Polk St				Pulaski-Douglas - 2005-2021 S Pulaski Rd	
Western/Milwaukee - 1909-1911 N Western Ave								
40492 State/Lake CTA Station								
	Design	Feb-2020	Mar-2027	0997 - Federal	1,000,000	1,000,000	0	0
	Construct.	May-2024	Jan-2028	0C80 - Bond	8,770,000	0	8,770,000	8,770,000
				0W02 - Federal	178,400,000	9,374,000	1,626,000	169,026,000
				0W16 - Federal	34,080,000	0	34,080,000	34,080,000
					<u>222,250,000</u>	<u>10,374,000</u>	<u>44,476,000</u>	<u>211,876,000</u>
N State St And E Lake St								
40493 Streets for Cycling - Phase V - 1 (Design)								
	Design	May-2018	Dec-2024	0CMQ - Federal	1,600,000	1,350,000	250,000	250,000
				0M09 - State	400,000	400,000	0	0
					<u>2,000,000</u>	<u>1,750,000</u>	<u>250,000</u>	<u>250,000</u>
On E 71st St From S Cottage Grove Ave To S Jeffery Blvd			On W Dickens Ave From N Racine Ave To N Lincoln Park West				On W Leland Ave From N Rockwell St To N Clark St	

2024 - 2028 Capital Improvement Program

TRANSPORTATION - TRANSIT/BICYCLE/PEDESTRIAN

	Phase Start and End Dates			Fund	Total	Prior Years	2024	2024-2028
43059 Vision Zero Improvements - 2022								
	Construct.	Jan-2022	Dec-2025	0C74 - Bond	4,500,000	1,313,086	750,000	3,186,914
					4,500,000	1,313,086	750,000	3,186,914
43060 Bicycle Infrastructure Improvements - 2022								
	Construct.	Sep-2022	Dec-2025	0539 - TIF	1,829,078	1,829,078	0	0
				0C74 - Bond	8,500,000	3,001,392	5,498,608	5,498,608
				0G04 - Other	7,475,244	3,535,078	1,970,083	3,940,166
					17,804,322	8,365,548	7,468,691	9,438,774
On N Clark St From W Hollywood Ave To W Devon Ave				On S Canal St From W Roosevelt Rd To W Taylor St			On W Harrison St From S Ashland Ave To S Halsted St	
43137 Vision Zero Improvements - 2024								
	Construct.	Jan-2024	Dec-2024	0C80 - Bond	2,000,000	0	2,000,000	2,000,000
					2,000,000	0	2,000,000	2,000,000
43138 Vision Zero Improvements - 2025								
	Construct.	Jan-2025	Dec-2025	0GOF - Bond	2,000,000	0	0	2,000,000
					2,000,000	0	0	2,000,000
43140 Bicycle Infrastructure Improvements - 2024								
	Construct.	Jan-2024	Dec-2024	0C80 - Bond	11,500,000	0	4,500,000	11,500,000
					11,500,000	0	4,500,000	11,500,000
43141 Bicycle Infrastructure Improvements - 2025								
	Construct.	Jan-2025	Dec-2026	0GOF - Bond	15,000,000	0	0	15,000,000
					15,000,000	0	0	15,000,000
43143 Transit Infrastructure Improvements - 2024								
	Construct.	Jan-2024	Dec-2024	0C80 - Bond	2,000,000	0	2,000,000	2,000,000
					2,000,000	0	2,000,000	2,000,000

2024 - 2028 Capital Improvement Program

TRANSPORTATION - TRANSIT/BICYCLE/PEDESTRIAN

	Phase Start and End Dates			Fund	Total	Prior Years	2024	2024-2028
43979 Transit Infrastructure Improvements - 2026								
	Construct.	Jan-2026	Dec-2026	OGOF - Bond	6,000,000	0	0	6,000,000
					6,000,000	0	0	6,000,000
43980 Complete Streets Engineering Supplement - 2026								
	Construct.	Jan-2026	Dec-2026	OGOF - Bond	3,000,000	0	0	3,000,000
					3,000,000	0	0	3,000,000
44099 Complete Streets RE Services - 2022								
	Design	Apr-2022	Dec-2024	OC74 - Bond	200,000	128,569	71,431	71,431
					200,000	128,569	71,431	71,431
44175 Austin Pedestrian Bridge Repairs								
	Construct.	May-2022	Dec-2024	OC74 - Bond	500,000	0	500,000	500,000
					500,000	0	500,000	500,000
5401 N Mcvicker Ave								
44333 Vision Zero - Infrastructure construction - HCCs & Rapid Delivery								
	Construct.	Jul-2022	Dec-2024	OG04 - Other	750,000	432,913	317,087	317,087
					750,000	432,913	317,087	317,087
4300-4600 N Ashland Ave			N Ashland Ave And W Cornelia Ave				N Austin Ave And W Grand Ave	
N Leavitt St And W Chicago Ave			N Milwaukee Ave And N Ashland Ave				N Oakley Blvd And W Chicago Ave	
N Paulina St And W Chicago Ave			N Rockwell St And W Division St				On N Fairbanks Ct From E Grand Ave To E Erie St	
W 71st St And S Ashland Ave			W 71st St And S Damen Ave				W 71st St And S Halsted St	
44395 Lincoln Square Brown Line Area Improvements								
	Design	Jun-2023	Apr-2024	0170 - TIF	9,000,000	0	9,000,000	9,000,000
	Construct.	May-2024	Nov-2024	OC80 - Bond	8,000,000	0	8,000,000	8,000,000
					17,000,000	0	17,000,000	17,000,000
4651-4705 N Lincoln Ave			On N Western Ave From W Montrose Ave To W Leland Ave				On W Leland Ave From N Western Ave To N Lincoln Ave	

2024 - 2028 Capital Improvement Program

TRANSPORTATION - TRANSIT/BICYCLE/PEDESTRIAN

Phase Start and End Dates			Fund	Total	Prior Years	2024	2024-2028
44574 Bicycle Infrastructure Improvements - 2023							
Construct.	Apr-2023	Jun-2025	0180 - TIF	133,000	58,661	74,339	74,339
			0215 - TIF	170,000	75,096	94,904	94,904
			0307 - TIF	46,000	0	46,000	46,000
			0531 - TIF	766,000	423,352	342,648	342,648
			0621 - TIF	634,000	117,549	516,451	516,451
			0907 - TIF	21,000	0	21,000	21,000
			0910 - TIF	208,000	116,945	91,055	91,055
			0968 - TIF	573,000	557,440	15,560	15,560
			0978 - TIF	270,000	119,101	150,899	150,899
			0A47 - TIF	458,000	260,628	197,372	197,372
			0A73 - TIF	266,000	0	266,000	266,000
			0A95 - TIF	1,016,000	567,057	448,943	448,943
			0C78 - Bond	11,250,000	2,410,082	6,839,918	8,839,918
				15,811,000	4,705,911	9,105,089	11,105,089
On N Kedzie Ave From W Cortez St To W Jackson Blvd	On S Kedzie Ave From W Cermak Rd To W Jackson Blvd			On W 119th St From S Ashland Ave To S Halsted St			
On W Jackson Blvd From S Austin Blvd To S Central Ave	On W Jackson Blvd From S Oakley Blvd To S Hoyne Ave			On W Lake St From N Laramie Ave To N Pulaski Rd			
On W Wrightwood Ave From N Keeler Ave To N Pulaski Rd							

2024 - 2028 Capital Improvement Program

TRANSPORTATION - TRANSIT/BICYCLE/PEDESTRIAN

Phase Start and End Dates				Fund	Total	Prior Years	2024	2024-2028
44575 Pedestrian Infrastructure Improvements - 2023								
Construct.	Jun-2024	Dec-2024		0357 - TIF	450,000	0	450,000	450,000
				0390 - TIF	75,000	0	75,000	75,000
				0531 - TIF	200,000	0	200,000	200,000
				0906 - TIF	780,000	0	780,000	780,000
				0909 - TIF	150,000	0	150,000	150,000
				0A50 - TIF	1,440,000	0	1,440,000	1,440,000
				0A92 - TIF	330,000	0	330,000	330,000
				0A93 - TIF	100,000	0	100,000	100,000
				0C78 - Bond	9,000,000	3,014,697	5,985,303	5,985,303
					12,525,000	3,014,697	9,510,303	9,510,303
E 78th St And S Calumet Ave	E 78th St And S Prairie Ave			N Lockwood Ave And W Berteau Ave				
N Lockwood Ave And W Hutchinson St	N Long Ave And W Belden Ave			On N Laramie Ave From W Le Moyne St To W Ferdinand St				
On S Hermitage Ave From W 69th St To W 71st St	On S Laramie Ave From W Congress Pkwy To W Monroe St			On W 71st St From S Carpenter St To S May St				
S California Ave And W 42nd St								
44576 Transit Infrastructure Improvements - 2023								
Construct.	Jun-2024	Dec-2024		0C78 - Bond	3,000,000	72,166	2,927,834	2,927,834
					3,000,000	72,166	2,927,834	2,927,834
On E 79th St From S Wabash Ave To S Cottage Grove Ave	On W Chicago Ave From W Grand Ave To N Western Ave							
44577 Complete Streets Phase I Design Services - 2023								
Design	Feb-2023	Dec-2024		0C78 - Bond	2,000,000	0	2,000,000	2,000,000
					2,000,000	0	2,000,000	2,000,000
44578 Complete Streets RE Services - 2023								
Design	Feb-2023	Dec-2024		0C78 - Bond	200,000	0	200,000	200,000
					200,000	0	200,000	200,000

2024 - 2028 Capital Improvement Program

TRANSPORTATION - TRANSIT/BICYCLE/PEDESTRIAN

	Phase Start and End Dates			Fund	Total	Prior Years	2024	2024-2028
45109 State/Lake CTA Station - Public Art								
	Design	Nov-2023	Jun-2024	0C78 - Bond	800,000	15,000	785,000	785,000
	Construct.	Jun-2024	Dec-2024		<u>800,000</u>	<u>15,000</u>	<u>785,000</u>	<u>785,000</u>
State/Lake - 200 N State St								
45683 Bicycle Infrastructure Improvements - 2027								
	Construct.	Jan-2027	Dec-2028	0GOF - Bond	17,510,000	0	0	17,510,000
					<u>17,510,000</u>	<u>0</u>	<u>0</u>	<u>17,510,000</u>
45684 Bicycle Infrastructure Improvements - 2028								
	Construct.	Jan-2028	Dec-2029	0GOF - Bond	18,035,000	0	0	3,000,000
					<u>18,035,000</u>	<u>0</u>	<u>0</u>	<u>3,000,000</u>
45717 Vision Zero Improvements - 2027								
	Construct.	Jan-2027	Dec-2027	0GOF - Bond	3,000,000	0	0	3,000,000
					<u>3,000,000</u>	<u>0</u>	<u>0</u>	<u>3,000,000</u>
45718 Vision Zero Improvements - 2028								
	Construct.	Jan-2028	Dec-2028	0GOF - Bond	3,000,000	0	0	3,000,000
					<u>3,000,000</u>	<u>0</u>	<u>0</u>	<u>3,000,000</u>
45719 Complete Streets Engineering Supplement - 2027								
	Construct.	Jan-2028	Dec-2028	0GOF - Bond	3,000,000	0	0	3,000,000
					<u>3,000,000</u>	<u>0</u>	<u>0</u>	<u>3,000,000</u>
45772 Pedestrian Infrastructure Improvements - 2024								
	Design	Jan-2024	Oct-2024	0C80 - Bond	7,000,000	0	3,000,000	7,000,000
	Construct.	Jun-2024	Sep-2025		<u>7,000,000</u>	<u>0</u>	<u>3,000,000</u>	<u>7,000,000</u>
45773 Pedestrian Infrastructure Improvements - 2025								
	Design	Jan-2025	Oct-2025	0GOF - Bond	10,000,000	0	0	10,000,000
	Construct.	Jun-2025	Oct-2026		<u>10,000,000</u>	<u>0</u>	<u>0</u>	<u>10,000,000</u>

2024 - 2028 Capital Improvement Program

TRANSPORTATION - TRANSIT/BICYCLE/PEDESTRIAN

		Phase Start and End Dates		Fund	Total	Prior Years	2024	2024-2028
45774 Pedestrian Infrastructure Improvements - 2026								
	Design	Jan-2026	Oct-2026	OGOF - Bond	11,000,000	0	0	11,000,000
	Construct.	Jun-2026	Oct-2027		<u>11,000,000</u>	<u>0</u>	<u>0</u>	<u>11,000,000</u>
45775 Pedestrian Infrastructure Improvements - 2027								
	Design	Jan-2027	Oct-2027	OGOF - Bond	11,000,000	0	0	11,000,000
	Construct.	Jun-2027	Oct-2028		<u>11,000,000</u>	<u>0</u>	<u>0</u>	<u>11,000,000</u>
45776 Pedestrian Infrastructure Improvements - 2028								
	Design	Jan-2028	Oct-2028	OGOF - Bond	11,000,000	0	0	3,000,000
	Construct.	Jun-2028	Oct-2029		<u>11,000,000</u>	<u>0</u>	<u>0</u>	<u>3,000,000</u>
45777 Transit Infrastructure Improvements - 2027								
	Design	Jan-2027	Oct-2027	OGOF - Bond	6,000,000	0	0	6,000,000
	Construct.	Jun-2027	Oct-2028		<u>6,000,000</u>	<u>0</u>	<u>0</u>	<u>6,000,000</u>
45778 Pedestrian Infrastructure Improvements - 2028								
	Design	Jan-2028	Oct-2028	OGOF - Bond	6,000,000	0	0	6,000,000
	Construct.	Jun-2028	Oct-2029		<u>6,000,000</u>	<u>0</u>	<u>0</u>	<u>6,000,000</u>
45793 Logan Square Transit Center								
	Design	Jul-2024	Aug-2025	0637 - TIF	18,746,634	0	4,000,000	18,746,634
	Construct.	Aug-2025	Oct-2026		<u>18,746,634</u>	<u>0</u>	<u>4,000,000</u>	<u>18,746,634</u>
N Milwaukee Ave And N Kedzie Ave								
TRANSIT/BICYCLE/PEDESTRIAN Total					\$621,729,403	\$116,541,497	\$147,313,275	\$482,152,906
TRANSPORTATION Total					\$3,603,151,417	\$299,854,241	\$720,002,452	\$2,905,062,176

Fund Summary by Capital Program, Subprogram, Fund Type

Fund Source	2024	2025	2026	2027	2028	5 Year Total
Program	WATER SYSTEM					
Subprogram	JARDINE WATER PURIFICATION PLANT					
Fund Type: Bond						
0F68 Series Second Lien Water Revenue Bonds	\$ 1,362,734	\$	\$	\$	\$	1,362,734
WBOF Water Bonds & Other Sources - Future		22,655,941	42,270,000	35,267,000	1,500,000	101,692,941
Total Bond	\$ 1,362,734	\$ 22,655,941	\$ 42,270,000	\$ 35,267,000	\$ 1,500,000	\$ 103,055,675
Fund Type: City						
0F17 Paygo Capital - Water	4,307,969					4,307,969
WPG Paygo Capital Water - Future	17,536,000	23,660,771	29,864,000	12,567,000	12,778,000	96,405,771
Total City	\$ 21,843,969	\$ 23,660,771	\$ 29,864,000	\$ 12,567,000	\$ 12,778,000	\$ 100,713,740
Fund Type: State-IEPA						
0F75 IEPA Loan L17-3766 2022 Phosphate Feed Systems	6,126,000	6,000,000				12,126,000
WEPA Water IEPA Loans	5,000,000	5,000,000				10,000,000
Total State-IEPA	\$ 11,126,000	\$ 11,000,000	\$ 0	\$ 0	\$ 0	\$ 22,126,000
Total JARDINE WATER PURIFICATION PLANT	\$ 34,332,703	\$ 57,316,712	\$ 72,134,000	\$ 47,834,000	\$ 14,278,000	\$ 225,895,415
Subprogram	NEW METERS					
Fund Type: Bond						
WBOF Water Bonds & Other Sources - Future		33,750,000	65,000,000	61,750,000	60,000,000	220,500,000
Subprogram	PUMPING STATION OPERATIONS					
Fund Type: Bond						
0F68 Series Second Lien Water Revenue Bonds	640,060					640,060
WBOF Water Bonds & Other Sources - Future	5,500,000	34,699,940	37,000,000	30,000,000	33,575,000	140,774,940
Total Bond	\$ 6,140,060	\$ 34,699,940	\$ 37,000,000	\$ 30,000,000	\$ 33,575,000	\$ 141,415,000
Fund Type: City						
0F17 Paygo Capital - Water	15,135,584	500,000				15,635,584
WPG Paygo Capital Water - Future	8,106,156	17,850,000	15,877,000	7,905,000	7,933,000	57,671,156
Total City	\$ 23,241,740	\$ 18,350,000	\$ 15,877,000	\$ 7,905,000	\$ 7,933,000	\$ 73,306,740
Fund Type: State-IEPA						
0F60 IEPA Loan 175559 Central Park P.S.	20,200,000	25,000,000				45,200,000
WEPA Water IEPA Loans			7,250,000	14,500,000	7,250,000	29,000,000
Total State-IEPA	\$ 20,200,000	\$ 25,000,000	\$ 7,250,000	\$ 14,500,000	\$ 7,250,000	\$ 74,200,000
Total PUMPING STATION OPERATIONS	\$ 49,581,800	\$ 78,049,940	\$ 60,127,000	\$ 52,405,000	\$ 48,758,000	\$ 288,921,740

Fund Summary by Capital Program, Subprogram, Fund Type

Fund Source	2024	2025	2026	2027	2028	5 Year Total
Program	WATER SYSTEM					
Subprogram	SAWYER WATER PURIFICATION PLANT					
Fund Type: Bond						
0F27 Water Bond	\$ 82,000	\$	\$	\$	\$	82,000
0F68 Series Second Lien Water Revenue Bonds	10,600,150					10,600,150
WBOF Water Bonds & Other Sources - Future		6,626,350				6,626,350
Total Bond	\$ 10,682,150	\$ 6,626,350	\$ 0	\$ 0	\$ 0	\$ 17,308,500
Fund Type: City						
0F17 Paygo Capital - Water	36,795,360	23,059,215				59,854,575
WPG Paygo Capital Water - Future	20,258,000	33,336,000	15,692,000	9,281,000	8,318,000	86,885,000
Total City	\$ 57,053,360	\$ 56,395,215	\$ 15,692,000	\$ 9,281,000	\$ 8,318,000	\$ 146,739,575
Fund Type: State-IEPA						
WEPA Water IEPA Loans			20,000,000	44,000,000	44,000,000	108,000,000
Total SAWYER WATER PURIFICATION PLANT	\$ 67,735,510	\$ 63,021,565	\$ 35,692,000	\$ 53,281,000	\$ 52,318,000	\$ 272,048,075

Fund Summary by Capital Program, Subprogram, Fund Type

Fund Source	2024	2025	2026	2027	2028	5 Year Total
Program	WATER SYSTEM					
Subprogram	WATER DISTRIBUTION					
Fund Type: Bond						
0C72 2021 Capital Projects	1,439,000					1,439,000
0C76 2022 Chicago Recovery Plan GO Bond	4,500,000	5,000,000				9,500,000
0C78 2023 Capital Projects TE	27,000,000	16,000,000				43,000,000
0C80 2024 Capital Projects TE	874,200					874,200
0F68 Series Second Lien Water Revenue Bonds	30,513,030	47,345,482	26,347,000			104,205,512
0GOF Future Bonds And Other Sources		45,665,609	94,015,000	102,801,000	128,878,000	371,359,609
WBOF Water Bonds & Other Sources - Future		5,229,518	31,101,400	65,440,400	63,725,400	165,496,718
Total Bond	\$ 64,326,230	\$ 119,240,609	\$ 151,463,400	\$ 168,241,400	\$ 192,603,400	\$ 695,875,039
Fund Type: City						
0F17 Paygo Capital - Water	5,422,839					5,422,839
WPG Paygo Capital Water - Future	2,851,024	5,150,000	5,150,000	5,150,000	5,150,000	23,451,024
Total City	\$ 8,273,863	\$ 5,150,000	\$ 5,150,000	\$ 5,150,000	\$ 5,150,000	\$ 28,873,863
Fund Type: Federal						
0997 Other Federal Funds	1,000,000	959,752				1,959,752
CDBG Community Development Block Grant	23,000,000	22,982,000	23,671,000	24,382,000	25,113,000	119,148,000
Total Federal	\$ 24,000,000	\$ 23,941,752	\$ 23,671,000	\$ 24,382,000	\$ 25,113,000	\$ 121,107,752
Fund Type: Federal-WIFIA						
0F69 Water Infrastructure Finance & Innovation Act (WIFIA)	83,693,360	130,803,000				214,496,360
0WIF Water Infrastructure Finance and Innovation Act (WIFIA)	\$	\$	\$ 133,581,000	\$ 206,494,000	\$ 211,474,000	\$ 551,549,000
Total Federal-WIFIA	\$ 83,693,360	\$ 130,803,000	\$ 133,581,000	\$ 206,494,000	\$ 211,474,000	\$ 766,045,360
Fund Type: Other						
0TBD Funding To Be Determined		30,000,000	30,000,000	13,000,000		73,000,000
Fund Type: State-IEPA						
WEPA Water IEPA Loans	2,255,000	64,838,000	63,395,000	65,296,000	63,660,000	259,444,000
Fund Type: TIF						
0D46 Cicero/Stevenson	3,998,600					3,998,600
Total WATER DISTRIBUTION	\$ 186,547,053	\$ 373,973,361	\$ 407,260,400	\$ 482,563,400	\$ 498,000,400	\$ 1,948,344,614

Fund Summary by Capital Program, Subprogram, Fund Type

Fund Source	2024	2025	2026	2027	2028	5 Year Total
Program WATER SYSTEM						
Subprogram WATER ENGINEERING						
Fund Type: Bond						
0F68 Series Second Lien Water Revenue Bonds	67,035,419					67,035,419
WBOF Water Bonds & Other Sources - Future		52,080,000	50,000,000	50,000,000	52,340,000	204,420,000
Total Bond	\$ 67,035,419	\$ 52,080,000	\$ 50,000,000	\$ 50,000,000	\$ 52,340,000	\$ 271,455,419
Fund Type: City						
0F17 Paygo Capital - Water	\$ 1,500,000	\$	\$	\$	\$	\$ 1,500,000
WPG Paygo Capital Water - Future	2,285,000	1,819,000	4,017,000	4,139,000	2,426,000	14,686,000
Total City	\$ 3,785,000	\$ 1,819,000	\$ 4,017,000	\$ 4,139,000	\$ 2,426,000	\$ 16,186,000
Total WATER ENGINEERING	\$ 70,820,419	\$ 53,899,000	\$ 54,017,000	\$ 54,139,000	\$ 54,766,000	\$ 287,641,419
Total WATER SYSTEM	\$ 409,017,485	\$ 660,010,578	\$ 694,230,400	\$ 751,972,400	\$ 728,120,400	\$ 3,243,351,263

2024 - 2028 Capital Improvement Program

WATER SYSTEM - JARDINE WATER PURIFICATION PLANT

		Phase Start and End Dates		Fund	Total	Prior Years	2024	2024-2028
35812 JWPP Roadway Concrete Repairs & Resurfacing								
	Design	Feb-2022	Jul-2025	0F17 - City	240,948	153,000	87,948	87,948
	Construct.	Jun-2025	Jun-2026	0F68 - Bond	600,000	0	600,000	600,000
				WBOF - Bond	9,700,000	0	0	9,700,000
					10,540,948	153,000	687,948	10,387,948
Jardine Water Purification Plant - 1000 E Ohio St								
38459 JWPP - OLIVE PARK FOUNTAINS								
	Design	Mar-2024	Sep-2024	WBOF - Bond	23,216,000	0	0	23,216,000
	Construct.	Mar-2025	Dec-2027	WPGO - City	1,672,000	0	662,000	1,672,000
					24,888,000	0	662,000	24,888,000
Jardine Water Purification Plant - 1000 E Ohio St								
39121 JWPP - SEDIMENT FORCE MAIN								
	Design	May-2019	Jul-2024	0F17 - City	502,509	502,509	0	0
	Construct.	Sep-2024	Aug-2025	WEPA - State-IEPA	10,000,000	0	5,000,000	10,000,000
				WPGO - City	675,491	0	0	675,491
					11,178,000	502,509	5,000,000	10,675,491
Jardine Water Purification Plant - 1000 E Ohio St								
39141 JWPP - TVA UPGRADE REQUIREMENTS								
	Construct.	Apr-2025	Dec-2025	WBOF - Bond	4,496,500	0	0	4,496,500
					4,496,500	0	0	4,496,500
Jardine Water Purification Plant - 1000 E Ohio St								
39205 JWPP - HVAC IMPROVEMENTS								
	Design	Oct-2024	Sep-2026	0F68 - Bond	181,559	0	181,559	181,559
	Construct.	Oct-2026	Dec-2027	WBOF - Bond	44,458,441	0	0	44,458,441
					44,640,000	0	181,559	44,640,000
Jardine Water Purification Plant - 1000 E Ohio St								

2024 - 2028 Capital Improvement Program

WATER SYSTEM - JARDINE WATER PURIFICATION PLANT

		Phase Start and End Dates		Fund	Total	Prior Years	2024	2024-2028
39206 JWPP - PROCESS CONTROL SYSTEM IMPROVEMENTS								
	Design	Jan-2024	Jun-2025	0F68 - Bond	411,559	0	411,559	411,559
	Construct.	Sep-2025	Dec-2026	WBOF - Bond	10,784,000	0	0	10,784,000
					11,195,559	0	411,559	11,195,559
Jardine Water Purification Plant - 1000 E Ohio St								
39207 JWPP - FILTER BUILDING BRICK REHABILITATION								
	Design	Mar-2024	Sep-2024	0F68 - Bond	169,616	0	169,616	169,616
	Construct.	Nov-2024	Dec-2025	WBOF - Bond	7,538,000	0	0	7,538,000
					7,707,616	0	169,616	7,707,616
Jardine Water Purification Plant - 1000 E Ohio St								
39321 JWPP DEHUMIDIFICATION SYSTEM REHABILITATION								
	Design	Jun-2024	Dec-2025	0F17 - City	1,266,178	1,266,178	0	0
	Construct.	Mar-2026	Jun-2027	WPGO - City	16,000,000	0	300,000	16,000,000
					17,266,178	1,266,178	300,000	16,000,000
Jardine Water Purification Plant - 1000 E Ohio St								
39448 OLIVE PARK SECURITY GATE								
	Construct.	Oct-2024	Dec-2025	WPGO - City	700,000	0	100,000	700,000
					700,000	0	100,000	700,000
Jardine Water Purification Plant - 1000 E Ohio St								
39541 JWPP - SETTLING BASIN 42INCH VALVE REHAB								
	Construct.	Apr-2015	Dec-2024	0F17 - City	1,457,755	1,457,755	0	0
				WPGO - City	2,000,000	0	2,000,000	2,000,000
					3,457,755	1,457,755	2,000,000	2,000,000
Jardine Water Purification Plant - 1000 E Ohio St								

2024 - 2028 Capital Improvement Program

WATER SYSTEM - JARDINE WATER PURIFICATION PLANT

		Phase Start and End Dates		Fund	Total	Prior Years	2024	2024-2028
39776 JWPP - SCADA SYSTEM ENHANCEMENTS								
	Construct.	May-2021	Dec-2024	0F17 - City	1,450,100	1,280,000	170,100	170,100
					1,450,100	1,280,000	170,100	170,100
Jardine Water Purification Plant - 1000 E Ohio St								
39778 JWPP - FILTER UNDERDRAIN REPLACEMENT								
	Design	Jan-2028	Dec-2031	WBOF - Bond	306,000,000	0	0	1,500,000
	Construct.	Jan-2032	Dec-2035		306,000,000	0	0	1,500,000
Jardine Water Purification Plant - 1000 E Ohio St								
40582 JWPP CHLORINE ELECTRIC STEAM BOILER								
	Construct.	Oct-2023	Jun-2024	0F17 - City	120,000	0	120,000	120,000
					120,000	0	120,000	120,000
Jardine Water Purification Plant - 1000 E Ohio St								
42530 JWPP & SWPP - PHOSPHATE FEED SYSTEM								
	Design	Mar-2020	Dec-2020	0F17 - City	378,000	0	378,000	378,000
	Construct.	Mar-2021	Sep-2025	0F75 - State-IEPA	22,852,000	10,726,000	6,126,000	12,126,000
					23,230,000	10,726,000	6,504,000	12,504,000
Jardine Water Purification Plant - 1000 E Ohio St		Sawyer Water Purification Plant - 3000 E Cheltenham Pl						
42556 JWPP - JOC CAPITAL CONSTRUCTION - 2024								
	Construct.	Jan-2024	Dec-2024	WPGO - City	5,000,000	0	5,000,000	5,000,000
					5,000,000	0	5,000,000	5,000,000
Jardine Water Purification Plant - 1000 E Ohio St								
42557 JWPP Short Term Improvements - 2024								
	Construct.	Jan-2024	Dec-2024	WPGO - City	4,774,000	0	4,774,000	4,774,000
					4,774,000	0	4,774,000	4,774,000
Jardine Water Purification Plant - 1000 E Ohio St								

2024 - 2028 Capital Improvement Program

WATER SYSTEM - JARDINE WATER PURIFICATION PLANT

		Phase Start and End Dates		Fund	Total	Prior Years	2024	2024-2028
42558 JWPP - REBUILD LOW LIFT & WASH WATER PUMPS 2024								
	Construct.	Jan-2024	Dec-2024	WPGO - City	600,000	0	600,000	600,000
					600,000	0	600,000	600,000
Jardine Water Purification Plant - 1000 E Ohio St								
42560 JWPP Electrical Improvements - 2024								
	Construct.	Jan-2024	Dec-2024	WPGO - City	250,000	0	250,000	250,000
					250,000	0	250,000	250,000
Jardine Water Purification Plant - 1000 E Ohio St								
42561 JWPP - SECURITY IMPROVEMENTS - 2024								
	Construct.	Jan-2024	Dec-2024	WPGO - City	250,000	0	250,000	250,000
					250,000	0	250,000	250,000
Jardine Water Purification Plant - 1000 E Ohio St								
42891 JWPP FILTER CONSOLE UPGRADES								
	Design	Jan-2021	Sep-2021	0F17 - City	352,680	0	352,680	352,680
	Construct.	Apr-2025	Dec-2026	WPGO - City	5,906,280	0	0	5,906,280
					6,258,960	0	352,680	6,258,960
Jardine Water Purification Plant - 1000 E Ohio St								
43243 JWPP Short Term Improvements 2025								
	Construct.	Jan-2025	Dec-2025	WPGO - City	4,869,000	0	0	4,869,000
					4,869,000	0	0	4,869,000
Jardine Water Purification Plant - 1000 E Ohio St								
43249 JWPP - JOC CAPITAL CONSTRUCTION - 2025								
	Construct.	Jan-2025	Dec-2025	WPGO - City	5,000,000	0	0	5,000,000
					5,000,000	0	0	5,000,000
Jardine Water Purification Plant - 1000 E Ohio St								

2024 - 2028 Capital Improvement Program

WATER SYSTEM - JARDINE WATER PURIFICATION PLANT

		Phase Start and End Dates		Fund	Total	Prior Years	2024	2024-2028
43251 JWPP - SECURITY IMPROVEMENTS - 2025								
	Construct.	Jan-2025	Dec-2025	WPGO - City	250,000	0	0	250,000
					250,000	0	0	250,000
Jardine Water Purification Plant - 1000 E Ohio St								
43284 JWPP - REBUILD LOW LIFT & WASH WATER PUMPS 2025								
	Construct.	Jan-2025	Dec-2025	WPGO - City	600,000	0	0	600,000
					600,000	0	0	600,000
Jardine Water Purification Plant - 1000 E Ohio St								
43286 JWPP - ELECTRICAL IMPROVEMENTS - 2025								
	Construct.	Jan-2025	Dec-2025	WPGO - City	250,000	0	0	250,000
					250,000	0	0	250,000
Jardine Water Purification Plant - 1000 E Ohio St								
43595 JWPP Reservoir Inspection South Portion								
	Construct.	Nov-2023	May-2024	0F17 - City	700,000	105,000	595,000	595,000
					700,000	105,000	595,000	595,000
Jardine Water Purification Plant - 1000 E Ohio St								
44018 Turbidity Meters & Actuators								
	Design	Jul-2024	Dec-2025	WPGO - City	5,000,000	0	1,900,000	5,000,000
	Construct.	Mar-2023	Dec-2025		5,000,000	0	1,900,000	5,000,000
Jardine Water Purification Plant - 1000 E Ohio St								
44037 JWPP - JOC CAPITAL CONSTRUCTION - 2026								
	Construct.	Jan-2026	Dec-2026	WPGO - City	5,000,000	0	0	5,000,000
					5,000,000	0	0	5,000,000
Jardine Water Purification Plant - 1000 E Ohio St								

2024 - 2028 Capital Improvement Program

WATER SYSTEM - JARDINE WATER PURIFICATION PLANT

		Phase Start and End Dates		Fund	Total	Prior Years	2024	2024-2028
44040 JWPP - SHORT TERM IMPROVEMENTS - 2026								
	Construct.	Jan-2026	Dec-2026	WPGO - City	5,064,000	0	0	5,064,000
					5,064,000	0	0	5,064,000
Jardine Water Purification Plant - 1000 E Ohio St								
44043 JWPP - REBUILD LOW LIFT & WASH WATER PUMPS 2026								
	Construct.	Jan-2026	Dec-2026	WPGO - City	600,000	0	0	600,000
					600,000	0	0	600,000
Jardine Water Purification Plant - 1000 E Ohio St								
44046 JWPP - SECURITY IMPROVEMENTS - 2026								
	Construct.	Jan-2026	Dec-2026	WPGO - City	250,000	0	0	250,000
					250,000	0	0	250,000
Jardine Water Purification Plant - 1000 E Ohio St								
44057 JWPP - ELECTRICAL IMPROVEMENTS - 2026								
	Construct.	Jan-2026	Dec-2026	WPGO - City	250,000	0	0	250,000
					250,000	0	0	250,000
Jardine Water Purification Plant - 1000 E Ohio St								
44218 JWPP SCADA - 2024								
	Construct.	Jan-2024	Dec-2024	WPGO - City	600,000	0	600,000	600,000
					600,000	0	600,000	600,000
Jardine Water Purification Plant - 1000 E Ohio St								
44219 JWPP SCADA - 2025								
	Construct.	Jan-2025	Dec-2025	WPGO - City	600,000	0	0	600,000
					600,000	0	0	600,000
Jardine Water Purification Plant - 1000 E Ohio St								

2024 - 2028 Capital Improvement Program

WATER SYSTEM - JARDINE WATER PURIFICATION PLANT

	Phase Start and End Dates			Fund	Total	Prior Years	2024	2024-2028
44220 JWPP SCADA - 2026								
	Construct.	Jan-2026	Dec-2026	WPGO - City	600,000	0	0	600,000
					600,000	0	0	600,000
Jardine Water Purification Plant - 1000 E Ohio St								
44223 LIMS Improvements - 2024								
	Construct.	Jan-2024	Dec-2024	WPGO - City	600,000	0	600,000	600,000
					600,000	0	600,000	600,000
Jardine Water Purification Plant - 1000 E Ohio St								
44224 LIMS Improvements - 2025								
	Construct.	Jan-2025	Dec-2025	WPGO - City	600,000	0	0	600,000
					600,000	0	0	600,000
Jardine Water Purification Plant - 1000 E Ohio St								
44225 LIMS Improvements - 2026								
	Construct.	Jan-2026	Dec-2026	WPGO - City	600,000	0	0	600,000
					600,000	0	0	600,000
Jardine Water Purification Plant - 1000 E Ohio St								
44591 FILTER EFFLUENT VALVES ACTUATORS REPLACEMENT								
	Construct.	Feb-2023	Dec-2024	0F17 - City	1,589,272	1,151,000	438,272	438,272
					1,589,272	1,151,000	438,272	438,272
Jardine Water Purification Plant - 1000 E Ohio St								
44632 JWPP Traveling Screens Repair East Intake (JOC)								
	Construct.	Sep-2024	Dec-2025	WPGO - City	2,500,000	0	500,000	2,500,000
					2,500,000	0	500,000	2,500,000
Jardine Water Purification Plant - 1000 E Ohio St								

2024 - 2028 Capital Improvement Program

WATER SYSTEM - JARDINE WATER PURIFICATION PLANT

		Phase Start and End Dates		Fund	Total	Prior Years	2024	2024-2028
44663 JWPP Reservoir Inspection South Portion (JOC)								
	Construct.	May-2024	Dec-2024	0F17 - City	1,730,964	0	1,730,964	1,730,964
					1,730,964	0	1,730,964	1,730,964
Jardine Water Purification Plant - 1000 E Ohio St								
44664 JWPP JOC Capital Construction - 2027								
	Construct.	Jan-2027	Dec-2027	WPGO - City	5,000,000	0	0	5,000,000
					5,000,000	0	0	5,000,000
Jardine Water Purification Plant - 1000 E Ohio St								
44665 JWPP Short Term Improvements - 2027								
	Construct.	Jan-2027	Dec-2027	WPGO - City	5,267,000	0	0	5,267,000
					5,267,000	0	0	5,267,000
Jardine Water Purification Plant - 1000 E Ohio St								
44666 JWPP 2027 Rebuild Low Lift & Washwater Pumps								
	Construct.	Jan-2027	Dec-2027	WPGO - City	600,000	0	0	600,000
					600,000	0	0	600,000
Jardine Water Purification Plant - 1000 E Ohio St								
44667 JWPP Electrical Improvements - 2027								
	Construct.	Jan-2027	Dec-2027	WPGO - City	250,000	0	0	250,000
					250,000	0	0	250,000
Jardine Water Purification Plant - 1000 E Ohio St								
44668 JWPP - Security Improvements - 2027								
	Construct.	Jan-2027	Dec-2027	WPGO - City	250,000	0	0	250,000
					250,000	0	0	250,000
Jardine Water Purification Plant - 1000 E Ohio St								

2024 - 2028 Capital Improvement Program

WATER SYSTEM - JARDINE WATER PURIFICATION PLANT

		Phase Start and End Dates		Fund	Total	Prior Years	2024	2024-2028
44669 JWPP SCADA Upgrades - 2027								
	Construct.	Jan-2027	Dec-2027	WPGO - City	600,000	0	0	600,000
					600,000	0	0	600,000
Jardine Water Purification Plant - 1000 E Ohio St								
44670 JWPP LIMS Improvements - 2027								
	Construct.	Jan-2027	Dec-2027	WPGO - City	600,000	0	0	600,000
					600,000	0	0	600,000
Jardine Water Purification Plant - 1000 E Ohio St								
44945 Repair & Reline Alum Storage Tank #150								
	Construct.	Sep-2023	Dec-2024	0F17 - City	435,005	0	435,005	435,005
					435,005	0	435,005	435,005
Jardine Water Purification Plant - 1000 E Ohio St								
45392 JWPP Short Term Improvements - 2028								
	Construct.	Jan-2028	Dec-2028	WPGO - City	5,478,000	0	0	5,478,000
					5,478,000	0	0	5,478,000
Jardine Water Purification Plant - 1000 E Ohio St								
45393 JWPP - JOC CAPITAL CONSTRUCTION - 2028								
	Construct.	Jan-2028	Dec-2028	WPGO - City	5,000,000	0	0	5,000,000
					5,000,000	0	0	5,000,000
Jardine Water Purification Plant - 1000 E Ohio St								
45394 JWPP - SECURITY IMPROVEMENTS - 2028								
	Construct.	Jan-2028	Dec-2028	WPGO - City	250,000	0	0	250,000
					250,000	0	0	250,000
Jardine Water Purification Plant - 1000 E Ohio St								

2024 - 2028 Capital Improvement Program

WATER SYSTEM - JARDINE WATER PURIFICATION PLANT

		Phase Start and End Dates		Fund	Total	Prior Years	2024	2024-2028
45399 JWPP - REBUILD LOW LIFT & WASH WATER PUMPS 2028								
	Construct.	Jan-2028	Dec-2028	WPGO - City	600,000	0	0	600,000
					600,000	0	0	600,000
Jardine Water Purification Plant - 1000 E Ohio St								
45401 JWPP - ELECTRICAL IMPROVEMENTS - 2028								
	Construct.	Jan-2028	Dec-2028	WPGO - City	250,000	0	0	250,000
					250,000	0	0	250,000
Jardine Water Purification Plant - 1000 E Ohio St								
45402 JWPP SCADA - 2028								
	Construct.	Jan-2028	Dec-2028	WPGO - City	600,000	0	0	600,000
					600,000	0	0	600,000
Jardine Water Purification Plant - 1000 E Ohio St								
45403 LIMS Improvements - 2028								
	Construct.	Jan-2028	Dec-2028	WPGO - City	600,000	0	0	600,000
					600,000	0	0	600,000
Jardine Water Purification Plant - 1000 E Ohio St								
JARDINE WATER PURIFICATION PLANT					\$547,036,857	\$16,641,442	\$34,332,703	\$225,895,415

2024 - 2028 Capital Improvement Program

WATER SYSTEM - NEW METERS

		Phase Start and End Dates		Fund	Total	Prior Years	2024	2024-2028
45446 Water Meter Replacement Program								
	Construct.	Sep-2025	Aug-2030	WBOF - Bond	300,000,000	0	0	210,000,000
					<u>300,000,000</u>	<u>0</u>	<u>0</u>	<u>210,000,000</u>
45447 Water Meter Replacement Reading System								
	Construct.	Jul-2025	Jun-2027	WBOF - Bond	10,500,000	0	0	10,500,000
					<u>10,500,000</u>	<u>0</u>	<u>0</u>	<u>10,500,000</u>
NEW METERS Total					\$310,500,000	\$0	\$0	\$220,500,000

2024 - 2028 Capital Improvement Program

WATER SYSTEM - PUMPING STATION OPERATIONS

	Phase Start and End Dates			Fund	Total	Prior Years	2024	2024-2028
3258 MAYFAIR P.S. - CONVERT STEAM TO ELECTRIC POWER								
	Design	Jan-2028	Jan-2030	WBOF - Bond	107,874,000	0	0	3,575,000
	Construct.	Jul-2030	Jul-2034		<u>107,874,000</u>	<u>0</u>	<u>0</u>	<u>3,575,000</u>
Mayfair Pumping Station - 4827 W Wilson Ave								
3301 CERMAK PUMPING STATION - ELECTRICAL IMPROVEMENTS								
	Design	Dec-2018	Dec-2024	0F17 - City	3,903,405	1,194,109	2,709,296	2,709,296
	Construct.	Jul-2026	Jun-2028	WEPA - State-IEPA	29,000,000	0	0	29,000,000
					<u>32,903,405</u>	<u>1,194,109</u>	<u>2,709,296</u>	<u>31,709,296</u>
Cermak Pumping Station - 735 W Harrison St								
3342 WESTERN AVENUE PUMPING STATION - CONVERT STEAM TO ELECTRIC POWER								
	Design	Jun-2024	Dec-2025	WBOF - Bond	129,500,000	0	4,500,000	69,500,000
	Construct.	Jan-2027	Nov-2030		<u>129,500,000</u>	<u>0</u>	<u>4,500,000</u>	<u>69,500,000</u>
Western Avenue Pumping Station - 4933 S Western Ave								
3343 CENTRAL PARK PUMPING STATION - CONVERT STEAM TO ELECTRIC POWER								
	Design	May-2014	Dec-2017	0F17 - City	7,981,481	6,948,988	532,493	1,032,493
	Construct.	Oct-2018	Oct-2025	0F27 - Bond	54,664	54,664	0	0
				0F57 - State-IEPA	53,656,000	53,656,000	0	0
				0F60 - State-IEPA	50,000,000	4,800,000	20,200,000	45,200,000
					<u>111,692,145</u>	<u>65,459,652</u>	<u>20,732,493</u>	<u>46,232,493</u>
Central Park Pumping Station - 1015 S Central Park Ave								
39130 Southwest PS Mechanical/Electrical/Civil Improvements								
	Design	May-2024	Dec-2024	0F68 - Bond	640,060	0	640,060	640,060
	Construct.	Dec-2024	Dec-2026	WBOF - Bond	5,699,940	0	1,000,000	5,699,940
					<u>6,340,000</u>	<u>0</u>	<u>1,640,060</u>	<u>6,340,000</u>
Southwest Pumping Station - 8400 S Kedvale Ave								

2024 - 2028 Capital Improvement Program

WATER SYSTEM - PUMPING STATION OPERATIONS

		Phase Start and End Dates		Fund	Total	Prior Years	2024	2024-2028
39131 LAKEVIEW PS Electrical & Security Improvements								
	Design	May-2019	Mar-2020	0F17 - City	360,249	360,249	0	0
	Construct.	Jan-2025	Nov-2026	WPGO - City	15,182,156	0	182,156	15,182,156
					15,542,405	360,249	182,156	15,182,156
Lakeview Pumping Station - 745 W Wilson Ave								
41985 DWP - Pumps, Motors & Turbines - 2023								
	Construct.	Jan-2023	Dec-2024	0F17 - City	700,000	0	700,000	700,000
					700,000	0	700,000	700,000
68th Street Pumping Station - 6801 S Oglesby Ave			Central Park Pumping Station - 1015 S Central Park Ave			Cermak Pumping Station - 735 W Harrison St		
Chicago Avenue Pumping Station - 811 N Michigan Ave			Lakeview Pumping Station - 745 W Wilson Ave			Lexington Pumping Station - 5555 W Lexington St		
Mayfair Pumping Station - 4850 W Wilson Ave			Roseland Pumping Station - 351 W 104th St			Southwest Pumping Station - 8400 S Kedvale Ave		
Springfield Pumping Station - 1747 N Springfield Ave			Thomas Jefferson Pumping Station - 2250 W Eastwood Ave			Western Avenue Pumping Station - 4933 S Western Ave		
42562 DWP JOC CAPITAL CONSTRUCTION - 2024								
	Construct.	Jan-2024	Dec-2024	WPGO - City	4,800,000	0	4,800,000	4,800,000
					4,800,000	0	4,800,000	4,800,000
68th Street Pumping Station - 6801 S Oglesby Ave			Central Park Pumping Station - 1015 S Central Park Ave			Cermak Pumping Station - 735 W Harrison St		
Chicago Avenue Pumping Station - 811 N Michigan Ave			Lakeview Pumping Station - 745 W Wilson Ave			Lexington Pumping Station - 5555 W Lexington St		
Mayfair Pumping Station - 4850 W Wilson Ave			Roseland Pumping Station - 351 W 104th St			Southwest Pumping Station - 8400 S Kedvale Ave		
Springfield Pumping Station - 1747 N Springfield Ave			Thomas Jefferson Pumping Station - 2250 W Eastwood Ave			Western Avenue Pumping Station - 4933 S Western Ave		
42563 DWP - SHORT TERM IMPROVEMENTS - 2024								
	Construct.	Jan-2024	Dec-2024	WPGO - City	1,324,000	0	1,324,000	1,324,000
					1,324,000	0	1,324,000	1,324,000
68th Street Pumping Station - 6801 S Oglesby Ave			Central Park Pumping Station - 1015 S Central Park Ave			Cermak Pumping Station - 735 W Harrison St		
Chicago Avenue Pumping Station - 811 N Michigan Ave			Lakeview Pumping Station - 745 W Wilson Ave			Lexington Pumping Station - 5555 W Lexington St		
Mayfair Pumping Station - 4850 W Wilson Ave			Roseland Pumping Station - 351 W 104th St			Southwest Pumping Station - 8400 S Kedvale Ave		
Springfield Pumping Station - 1747 N Springfield Ave			Thomas Jefferson Pumping Station - 2250 W Eastwood Ave			Western Avenue Pumping Station - 4933 S Western Ave		

2024 - 2028 Capital Improvement Program

WATER SYSTEM - PUMPING STATION OPERATIONS

		Phase Start and End Dates		Fund	Total	Prior Years	2024	2024-2028
42564 DWP - Pumps, Motors & Turbines - 2024								
	Construct.	Jan-2024	Dec-2024	WPGO - City	1,000,000	0	1,000,000	1,000,000
					1,000,000	0	1,000,000	1,000,000
68th Street Pumping Station - 6801 S Oglesby Ave				Central Park Pumping Station - 1015 S Central Park Ave			Cermak Pumping Station - 735 W Harrison St	
Chicago Avenue Pumping Station - 811 N Michigan Ave				Lakeview Pumping Station - 745 W Wilson Ave			Lexington Pumping Station - 5555 W Lexington St	
Mayfair Pumping Station - 4850 W Wilson Ave				Roseland Pumping Station - 351 W 104th St			Southwest Pumping Station - 8400 S Kedvale Ave	
Springfield Pumping Station - 1747 N Springfield Ave				Thomas Jefferson Pumping Station - 2250 W Eastwood Ave			Western Avenue Pumping Station - 4933 S Western Ave	
42565 DWP - SECURITY IMPROVEMENTS - 2024								
	Construct.	Jan-2024	Dec-2024	WPGO - City	500,000	0	500,000	500,000
					500,000	0	500,000	500,000
68th Street Pumping Station - 6801 S Oglesby Ave				Central Park Pumping Station - 1015 S Central Park Ave			Cermak Pumping Station - 735 W Harrison St	
Chicago Avenue Pumping Station - 811 N Michigan Ave				Lakeview Pumping Station - 745 W Wilson Ave			Lexington Pumping Station - 5555 W Lexington St	
Mayfair Pumping Station - 4850 W Wilson Ave				Roseland Pumping Station - 351 W 104th St			Southwest Pumping Station - 8400 S Kedvale Ave	
Springfield Pumping Station - 1747 N Springfield Ave				Thomas Jefferson Pumping Station - 2250 W Eastwood Ave			Western Avenue Pumping Station - 4933 S Western Ave	
43246 DWP - SHORT TERM IMPROVEMENTS - 2025								
	Construct.	Jan-2025	Dec-2025	WPGO - City	1,350,000	0	0	1,350,000
					1,350,000	0	0	1,350,000
68th Street Pumping Station - 6801 S Oglesby Ave				Central Park Pumping Station - 1015 S Central Park Ave			Cermak Pumping Station - 735 W Harrison St	
Chicago Avenue Pumping Station - 811 N Michigan Ave				Lakeview Pumping Station - 745 W Wilson Ave			Lexington Pumping Station - 5555 W Lexington St	
Mayfair Pumping Station - 4850 W Wilson Ave				Roseland Pumping Station - 351 W 104th St			Southwest Pumping Station - 8400 S Kedvale Ave	
Springfield Pumping Station - 1747 N Springfield Ave				Thomas Jefferson Pumping Station - 2250 W Eastwood Ave			Western Avenue Pumping Station - 4933 S Western Ave	
43248 DWP JOC CAPITAL CONSTRUCTION - 2025								
	Construct.	Jan-2025	Dec-2025	WPGO - City	5,000,000	0	0	5,000,000
					5,000,000	0	0	5,000,000
68th Street Pumping Station - 6801 S Oglesby Ave				Central Park Pumping Station - 1015 S Central Park Ave			Cermak Pumping Station - 735 W Harrison St	
Chicago Avenue Pumping Station - 811 N Michigan Ave				Lakeview Pumping Station - 745 W Wilson Ave			Lexington Pumping Station - 5555 W Lexington St	
Mayfair Pumping Station - 4850 W Wilson Ave				Roseland Pumping Station - 351 W 104th St			Southwest Pumping Station - 8400 S Kedvale Ave	
Springfield Pumping Station - 1747 N Springfield Ave				Thomas Jefferson Pumping Station - 2250 W Eastwood Ave			Western Avenue Pumping Station - 4933 S Western Ave	

2024 - 2028 Capital Improvement Program

WATER SYSTEM - PUMPING STATION OPERATIONS

		Phase Start and End Dates		Fund	Total	Prior Years	2024	2024-2028
43250 DWP - SECURITY IMPROVEMENTS - 2025								
	Construct.	Jan-2025	Dec-2025	WPGO - City	500,000	0	0	500,000
					500,000	0	0	500,000
68th Street Pumping Station - 6801 S Oglesby Ave				Central Park Pumping Station - 1015 S Central Park Ave				Cermak Pumping Station - 735 W Harrison St
Chicago Avenue Pumping Station - 811 N Michigan Ave				Lakeview Pumping Station - 745 W Wilson Ave				Lexington Pumping Station - 5555 W Lexington St
Mayfair Pumping Station - 4850 W Wilson Ave				Roseland Pumping Station - 351 W 104th St				Southwest Pumping Station - 8400 S Kedvale Ave
Springfield Pumping Station - 1747 N Springfield Ave				Thomas Jefferson Pumping Station - 2250 W Eastwood Ave				Western Avenue Pumping Station - 4933 S Western Ave
43289 DWP - Pumps, Motors & Turbines - 2025								
	Construct.	Jan-2025	Dec-2025	WPGO - City	1,000,000	0	0	1,000,000
					1,000,000	0	0	1,000,000
68th Street Pumping Station - 6801 S Oglesby Ave				Central Park Pumping Station - 1015 S Central Park Ave				Cermak Pumping Station - 735 W Harrison St
Chicago Avenue Pumping Station - 811 N Michigan Ave				Lakeview Pumping Station - 745 W Wilson Ave				Lexington Pumping Station - 5555 W Lexington St
Mayfair Pumping Station - 4850 W Wilson Ave				Roseland Pumping Station - 351 W 104th St				Southwest Pumping Station - 8400 S Kedvale Ave
Springfield Pumping Station - 1747 N Springfield Ave				Thomas Jefferson Pumping Station - 2250 W Eastwood Ave				Western Avenue Pumping Station - 4933 S Western Ave
43810 Southwest Pumping Station Tunnel Connection								
	Design	Jan-2022	Dec-2026	0F17 - City	2,690,073	1,175,909	1,514,164	1,514,164
	Construct.	Jul-2025	Dec-2026	WBOF - Bond	62,000,000	0	0	62,000,000
				WPGO - City	3,000,000	0	0	3,000,000
					67,690,073	1,175,909	1,514,164	66,514,164
Southwest Pumping Station - 8400 S Kedvale Ave								
44036 DWP - JOC CAPITAL CONSTRUCTION - 2026								
	Construct.	Jan-2026	Dec-2026	WPGO - City	5,000,000	0	0	5,000,000
					5,000,000	0	0	5,000,000
68th Street Pumping Station - 6801 S Oglesby Ave				Central Park Pumping Station - 1015 S Central Park Ave				Cermak Pumping Station - 735 W Harrison St
Chicago Avenue Pumping Station - 811 N Michigan Ave				Lakeview Pumping Station - 745 W Wilson Ave				Lexington Pumping Station - 5555 W Lexington St
Mayfair Pumping Station - 4850 W Wilson Ave				Roseland Pumping Station - 351 W 104th St				Southwest Pumping Station - 8400 S Kedvale Ave
Springfield Pumping Station - 1747 N Springfield Ave				Thomas Jefferson Pumping Station - 2250 W Eastwood Ave				Western Avenue Pumping Station - 4933 S Western Ave

2024 - 2028 Capital Improvement Program

WATER SYSTEM - PUMPING STATION OPERATIONS

		Phase Start and End Dates		Fund	Total	Prior Years	2024	2024-2028
44049 ROSELAND PUMPING STATION - BATTERIES & CHARGER REPLACEMENT								
	Construct.	Jan-2024	Jun-2024	0F17 - City	588,414	0	588,414	588,414
					588,414	0	588,414	588,414
Roseland Pumping Station - 351 W 104th St								
44294 Western Ave P.S. IT Security Improvements								
	Construct.	Sep-2023	Oct-2024	0F17 - City	242,747	0	242,747	242,747
					242,747	0	242,747	242,747
Western Avenue Pumping Station - 4933 S Western Ave								
44633 DWP JOC CAPITAL CONSTRUCTION - 2027								
	Construct.	Jan-2027	Dec-2027	WPGO - City	5,000,000	0	0	5,000,000
					5,000,000	0	0	5,000,000
68th Street Pumping Station - 6801 S Oglesby Ave	Central Park Pumping Station - 1015 S Central Park Ave			Cermak Pumping Station - 735 W Harrison St				
Chicago Avenue Pumping Station - 811 N Michigan Ave	Lakeview Pumping Station - 745 W Wilson Ave			Lexington Pumping Station - 5555 W Lexington St				
Mayfair Pumping Station - 4850 W Wilson Ave	Roseland Pumping Station - 351 W 104th St			Southwest Pumping Station - 8400 S Kedvale Ave				
Springfield Pumping Station - 1747 N Springfield Ave	Thomas Jefferson Pumping Station - 2250 W Eastwood Ave			Western Avenue Pumping Station - 4933 S Western Ave				
44634 DWP - SHORT TERM IMPROVEMENTS - 2027								
	Construct.	Jan-2027	Dec-2027	WPGO - City	1,405,000	0	0	1,405,000
					1,405,000	0	0	1,405,000
68th Street Pumping Station - 6801 S Oglesby Ave	Central Park Pumping Station - 1015 S Central Park Ave			Cermak Pumping Station - 735 W Harrison St				
Chicago Avenue Pumping Station - 811 N Michigan Ave	Lakeview Pumping Station - 745 W Wilson Ave			Lexington Pumping Station - 5555 W Lexington St				
Mayfair Pumping Station - 4850 W Wilson Ave	Roseland Pumping Station - 351 W 104th St			Southwest Pumping Station - 8400 S Kedvale Ave				
Springfield Pumping Station - 1747 N Springfield Ave	Thomas Jefferson Pumping Station - 2250 W Eastwood Ave			Western Avenue Pumping Station - 4933 S Western Ave				

2024 - 2028 Capital Improvement Program

WATER SYSTEM - PUMPING STATION OPERATIONS

		Phase Start and End Dates		Fund	Total	Prior Years	2024	2024-2028
45395 DWP - Pumps, Motors, & Turbines - 2028								
	Construct.	Jan-2028	Dec-2028	WPGO - City	1,000,000	0	0	1,000,000
					1,000,000	0	0	1,000,000
68th Street Pumping Station - 6801 S Oglesby Ave				Central Park Pumping Station - 1015 S Central Park Ave				Cermak Pumping Station - 735 W Harrison St
Chicago Avenue Pumping Station - 811 N Michigan Ave				Lakeview Pumping Station - 745 W Wilson Ave				Lexington Pumping Station - 5555 W Lexington St
Mayfair Pumping Station - 4850 W Wilson Ave				Roseland Pumping Station - 351 W 104th St				Southwest Pumping Station - 8400 S Kedvale Ave
Springfield Pumping Station - 1747 N Springfield Ave				Thomas Jefferson Pumping Station - 2250 W Eastwood Ave				Western Avenue Pumping Station - 4933 S Western Ave
45404 DWP - SHORT TERM IMPROVEMENTS - 2028								
	Construct.	Jan-2028	Dec-2028	WPGO - City	1,433,000	0	0	1,433,000
					1,433,000	0	0	1,433,000
68th Street Pumping Station - 6801 S Oglesby Ave				Central Park Pumping Station - 1015 S Central Park Ave				Cermak Pumping Station - 735 W Harrison St
Chicago Avenue Pumping Station - 811 N Michigan Ave				Lakeview Pumping Station - 745 W Wilson Ave				Lexington Pumping Station - 5555 W Lexington St
Mayfair Pumping Station - 4850 W Wilson Ave				Roseland Pumping Station - 351 W 104th St				Southwest Pumping Station - 8400 S Kedvale Ave
Springfield Pumping Station - 1747 N Springfield Ave				Thomas Jefferson Pumping Station - 2250 W Eastwood Ave				Western Avenue Pumping Station - 4933 S Western Ave
45405 DWP JOC CAPITAL CONSTRUCTION - 2028								
	Construct.	Jan-2028	Dec-2028	WPGO - City	5,000,000	0	0	5,000,000
					5,000,000	0	0	5,000,000
68th Street Pumping Station - 6801 S Oglesby Ave				Central Park Pumping Station - 1015 S Central Park Ave				Cermak Pumping Station - 735 W Harrison St
Chicago Avenue Pumping Station - 811 N Michigan Ave				Lakeview Pumping Station - 745 W Wilson Ave				Lexington Pumping Station - 5555 W Lexington St
Mayfair Pumping Station - 4850 W Wilson Ave				Roseland Pumping Station - 351 W 104th St				Southwest Pumping Station - 8400 S Kedvale Ave
Springfield Pumping Station - 1747 N Springfield Ave				Thomas Jefferson Pumping Station - 2250 W Eastwood Ave				Western Avenue Pumping Station - 4933 S Western Ave
45407 DWP - SECURITY IMPROVEMENTS - 2028								
	Construct.	Jan-2028	Dec-2028	WPGO - City	500,000	0	0	500,000
					500,000	0	0	500,000
68th Street Pumping Station - 6801 S Oglesby Ave				Central Park Pumping Station - 1015 S Central Park Ave				Cermak Pumping Station - 735 W Harrison St
Chicago Avenue Pumping Station - 811 N Michigan Ave				Lakeview Pumping Station - 745 W Wilson Ave				Lexington Pumping Station - 5555 W Lexington St
Mayfair Pumping Station - 4850 W Wilson Ave				Roseland Pumping Station - 351 W 104th St				Southwest Pumping Station - 8400 S Kedvale Ave
Springfield Pumping Station - 1747 N Springfield Ave				Thomas Jefferson Pumping Station - 2250 W Eastwood Ave				Western Avenue Pumping Station - 4933 S Western Ave

2024 - 2028 Capital Improvement Program

WATER SYSTEM - PUMPING STATION OPERATIONS

	Phase Start and End Dates	Fund	Total	Prior Years	2024	2024-2028
PUMPING STATION OPERATIONS Total			\$521,540,659	\$68,319,919	\$49,581,800	\$288,921,740

2024 - 2028 Capital Improvement Program

WATER SYSTEM - SAWYER WATER PURIFICATION PLANT

		Phase Start and End Dates		Fund	Total	Prior Years	2024	2024-2028
36407 SWPP - CHEMICAL TANK REHABILITATION								
	Construct.	Jul-2024	Dec-2027	WPGO - City	3,750,000	0	750,000	3,750,000
					3,750,000	0	750,000	3,750,000
Sawyer Water Purification Plant - 3000 E Cheltenham PI								
38434 SWPP - FILTER BUILDING ROOF								
	Design	Sep-2014	Dec-2019	0F13 - Bond	701,456	701,456	0	0
	Construct.	Feb-2020	Dec-2026	0F17 - City	79,499,491	34,639,306	26,244,970	44,860,185
				0F27 - Bond	1,596,509	1,514,509	82,000	82,000
					81,797,456	36,855,271	26,326,970	44,942,185
Sawyer Water Purification Plant - 3000 E Cheltenham PI								
38435 SWPP - BOILER IMPROVEMENTS								
	Design	Sep-2017	Dec-2021	0F17 - City	21,230,660	12,941,573	3,845,087	8,289,087
	Construct.	Mar-2024	Jun-2026	WPGO - City	10,894,000	0	0	10,894,000
					32,124,660	12,941,573	3,845,087	19,183,087
Sawyer Water Purification Plant - 3000 E Cheltenham PI								
38437 SWPP - CHEMICAL SYSTEM UPGRADES								
	Design	May-2024	Dec-2024	WPGO - City	2,012,000	0	333,000	2,012,000
	Construct.	Jan-2025	Dec-2025		2,012,000	0	333,000	2,012,000
Sawyer Water Purification Plant - 3000 E Cheltenham PI								
38438 SWPP - Low Lift Pump, Chem, Garage Roof Project								
	Design	Sep-2017	Jun-2020	0F17 - City	654,202	578,728	75,474	75,474
	Construct.	Jun-2024	Oct-2025	WPGO - City	20,500,000	0	10,000,000	20,500,000
					21,154,202	578,728	10,075,474	20,575,474
Sawyer Water Purification Plant - 3000 E Cheltenham PI								

2024 - 2028 Capital Improvement Program

WATER SYSTEM - SAWYER WATER PURIFICATION PLANT

		Phase Start and End Dates		Fund	Total	Prior Years	2024	2024-2028
39148 SWPP - TVA UPGRADE REQUIREMENTS								
	Construct.	Apr-2025	Dec-2025	WBOF - Bond	3,496,500	0	0	3,496,500
					<u>3,496,500</u>	<u>0</u>	<u>0</u>	<u>3,496,500</u>
Sawyer Water Purification Plant - 3000 E Cheltenham PI								
39768 SWPP - FILTER UNDERDRAIN REPLACEMENT								
	Design	Jan-2018	Jun-2023	0F17 - City	5,832,959	2,657,776	3,175,183	3,175,183
	Construct.	Aug-2026	Apr-2031	WEPA - State-IEPA	220,000,000	0	0	108,000,000
					<u>225,832,959</u>	<u>2,657,776</u>	<u>3,175,183</u>	<u>111,175,183</u>
Sawyer Water Purification Plant - 3000 E Cheltenham PI								
39782 SWPP - FAÇADE AND WINDOW REPLACEMENT - PLANT-WIDE								
	Design	Jan-2024	Dec-2024	0F68 - Bond	1,600,150	0	1,600,150	1,600,150
	Construct.	Jan-2025	Dec-2025	WBOF - Bond	3,129,850	0	0	3,129,850
					<u>4,730,000</u>	<u>0</u>	<u>1,600,150</u>	<u>4,730,000</u>
Sawyer Water Purification Plant - 3000 E Cheltenham PI								
40172 SWPP INTAKE & RESERVOIR GATE REHAB/INTAKE REPLACEMENT								
	Design	Jan-2025	Dec-2025	WPGO - City	2,500,000	0	0	2,500,000
	Construct.	Jan-2025	Dec-2025		<u>2,500,000</u>	<u>0</u>	<u>0</u>	<u>2,500,000</u>
Sawyer Water Purification Plant - 3000 E Cheltenham PI								
41972 SWPP JOC CAPITAL CONSTRUCTION - 2023								
	Construct.	Nov-2023	Dec-2024	0F17 - City	450,000	0	450,000	450,000
					<u>450,000</u>	<u>0</u>	<u>450,000</u>	<u>450,000</u>
Sawyer Water Purification Plant - 3000 E Cheltenham PI								
41973 SWPP SHORT TERM IMPROVEMENTS 2023								
	Construct.	Jan-2023	Jun-2024	0F17 - City	155,603	40,603	115,000	115,000
					<u>155,603</u>	<u>40,603</u>	<u>115,000</u>	<u>115,000</u>
Sawyer Water Purification Plant - 3000 E Cheltenham PI								

2024 - 2028 Capital Improvement Program

WATER SYSTEM - SAWYER WATER PURIFICATION PLANT

	Phase Start and End Dates			Fund	Total	Prior Years	2024	2024-2028
41974 SWPP - REBUILD LOW LIFT & WASH WATER PUMPS 2023								
	Construct.	Jan-2023	Jun-2024	0F17 - City	598,400	0	598,400	598,400
					598,400	0	598,400	598,400
Sawyer Water Purification Plant - 3000 E Cheltenham PI								
42202 SWPP - Basin Maintenance								
	Construct.	Sep-2019	Oct-2024	0F17 - City	863,000	569,140	293,860	293,860
					863,000	569,140	293,860	293,860
Sawyer Water Purification Plant - 3000 E Cheltenham PI								
42552 SWPP JOC Capital Construction - 2024								
	Construct.	Jan-2024	Dec-2024	WPGO - City	5,000,000	0	5,000,000	5,000,000
					5,000,000	0	5,000,000	5,000,000
Sawyer Water Purification Plant - 3000 E Cheltenham PI								
42553 SWPP Short Term Improvements 2024								
	Construct.	Jan-2024	Dec-2024	WPGO - City	1,725,000	0	1,725,000	1,725,000
					1,725,000	0	1,725,000	1,725,000
Sawyer Water Purification Plant - 3000 E Cheltenham PI								
42554 SWPP - REBUILD LOW LIFT & WASH WATER PUMPS 2024								
	Construct.	Jan-2024	Dec-2024	WPGO - City	600,000	0	600,000	600,000
					600,000	0	600,000	600,000
Sawyer Water Purification Plant - 3000 E Cheltenham PI								
42555 SWPP - SECURITY IMPROVEMENTS - 2024								
	Construct.	Jan-2024	Dec-2024	WPGO - City	250,000	0	250,000	250,000
					250,000	0	250,000	250,000
Sawyer Water Purification Plant - 3000 E Cheltenham PI								

2024 - 2028 Capital Improvement Program

WATER SYSTEM - SAWYER WATER PURIFICATION PLANT

		Phase Start and End Dates		Fund	Total	Prior Years	2024	2024-2028
42867 2020 Basin Maintenance								
	Construct.	Aug-2020	Nov-2024	0F17 - City	538,611	346,735	191,876	191,876
					538,611	346,735	191,876	191,876
Sawyer Water Purification Plant - 3000 E Cheltenham PI								
42929 Process Water Pump Drives								
	Construct.	Nov-2020	Dec-2024	0F17 - City	365,528	148,143	217,385	217,385
					365,528	148,143	217,385	217,385
Sawyer Water Purification Plant - 3000 E Cheltenham PI								
43242 SWPP Short Term Improvements 2025								
	Construct.	Jan-2025	Dec-2025	WPGO - City	1,760,000	0	0	1,760,000
					1,760,000	0	0	1,760,000
Sawyer Water Purification Plant - 3000 E Cheltenham PI								
43247 SWPP - JOC CAPITAL CONSTRUCTION - 2025								
	Construct.	Jan-2025	Dec-2025	WPGO - City	5,000,000	0	0	5,000,000
					5,000,000	0	0	5,000,000
Sawyer Water Purification Plant - 3000 E Cheltenham PI								
43252 SWPP - SECURITY IMPROVEMENTS - 2025								
	Construct.	Jan-2025	Dec-2025	WPGO - City	250,000	0	0	250,000
					250,000	0	0	250,000
Sawyer Water Purification Plant - 3000 E Cheltenham PI								
43278 SWPP - REBUILD LOW LIFT & WASH WATER PUMPS 2025								
	Construct.	Jan-2025	Dec-2025	WPGO - City	600,000	0	0	600,000
					600,000	0	0	600,000
Sawyer Water Purification Plant - 3000 E Cheltenham PI								

2024 - 2028 Capital Improvement Program

WATER SYSTEM - SAWYER WATER PURIFICATION PLANT

		Phase Start and End Dates		Fund	Total	Prior Years	2024	2024-2028
43490 SWPP - Sink Hole Repairs South of Reservoir								
	Design	Aug-2021	Sep-2023	0F17 - City	908,282	551,564	356,718	356,718
	Construct.	Jun-2024	Dec-2024	0F68 - Bond	9,000,000	0	9,000,000	9,000,000
					9,908,282	551,564	9,356,718	9,356,718
Sawyer Water Purification Plant - 3000 E Cheltenham PI								
44035 SWPP JOC CAPITAL CONSTRUCTION - 2026								
	Construct.	Jan-2026	Dec-2026	WPGO - City	5,000,000	0	0	5,000,000
					5,000,000	0	0	5,000,000
Sawyer Water Purification Plant - 3000 E Cheltenham PI								
44039 SWPP SHORT TERM IMPROVEMENTS 2026								
	Construct.	Jan-2026	Dec-2026	WPGO - City	1,795,000	0	0	1,795,000
					1,795,000	0	0	1,795,000
Sawyer Water Purification Plant - 3000 E Cheltenham PI								
44042 SWPP - REBUILD LOW LIFT & WASH WATER PUMPS 2026								
	Construct.	Jan-2026	Dec-2026	WPGO - City	600,000	0	0	600,000
					600,000	0	0	600,000
Sawyer Water Purification Plant - 3000 E Cheltenham PI								
44045 SWPP - SECURITY IMPROVEMENTS - 2026								
	Construct.	Jan-2026	Dec-2026	WPGO - City	250,000	0	0	250,000
					250,000	0	0	250,000
Sawyer Water Purification Plant - 3000 E Cheltenham PI								
44213 SWPP SCADA - 2024								
	Construct.	Jan-2024	Dec-2024	WPGO - City	600,000	0	600,000	600,000
					600,000	0	600,000	600,000
Sawyer Water Purification Plant - 3000 E Cheltenham PI								

2024 - 2028 Capital Improvement Program

WATER SYSTEM - SAWYER WATER PURIFICATION PLANT

		Phase Start and End Dates		Fund	Total	Prior Years	2024	2024-2028
44214 SWPP SCADA - 2025								
	Construct.	Jan-2025	Dec-2025	WPGO - City	600,000	0	0	600,000
					600,000	0	0	600,000
Sawyer Water Purification Plant - 3000 E Cheltenham PI								
44215 SWPP SCADA - 2026								
	Construct.	Jan-2026	Dec-2026	WPGO - City	600,000	0	0	600,000
					600,000	0	0	600,000
Sawyer Water Purification Plant - 3000 E Cheltenham PI								
44422 Freight Elevator #4 Modernization and Reconditioning								
	Construct.	Oct-2022	Dec-2024	0F17 - City	483,450	0	483,450	483,450
					483,450	0	483,450	483,450
Sawyer Water Purification Plant - 3000 E Cheltenham PI								
44656 SWPP JOC Capital Construction - 2027								
	Construct.	Jan-2027	Dec-2027	WPGO - City	5,000,000	0	0	5,000,000
					5,000,000	0	0	5,000,000
Sawyer Water Purification Plant - 3000 E Cheltenham PI								
44657 SWPP SHORT TERM IMPROVEMENTS 2027								
	Construct.	Jan-2027	Dec-2027	WPGO - City	1,831,000	0	0	1,831,000
					1,831,000	0	0	1,831,000
Sawyer Water Purification Plant - 3000 E Cheltenham PI								
44658 SWPP - REBUILD LOW LIFT & WASH WATER PUMPS 2027								
	Construct.	Jan-2027	Dec-2027	WPGO - City	600,000	0	0	600,000
					600,000	0	0	600,000
Sawyer Water Purification Plant - 3000 E Cheltenham PI								

2024 - 2028 Capital Improvement Program

WATER SYSTEM - SAWYER WATER PURIFICATION PLANT

	Phase Start and End Dates			Fund	Total	Prior Years	2024	2024-2028
44659 SWPP - Security Improvements - 2027								
	Construct.	Jan-2027	Dec-2027	WPGO - City	250,000	0	0	250,000
					250,000	0	0	250,000
Sawyer Water Purification Plant - 3000 E Cheltenham PI								
44660 SWPP SCADA - 2027								
	Construct.	Jan-2027	Dec-2027	WPGO - City	600,000	0	0	600,000
					600,000	0	0	600,000
Sawyer Water Purification Plant - 3000 E Cheltenham PI								
44662 SWPP Chemical Building Switchgear								
	Design	Jun-2023	Apr-2024	0F17 - City	747,957	0	747,957	747,957
	Construct.	Sep-2024	Mar-2026	WPGO - City	6,000,000	0	1,000,000	6,000,000
					6,747,957	0	1,747,957	6,747,957
Sawyer Water Purification Plant - 3000 E Cheltenham PI								
45396 SWPP Short Term Improvements 2028								
	Construct.	Jan-2028	Dec-2028	WPGO - City	1,868,000	0	0	1,868,000
					1,868,000	0	0	1,868,000
Sawyer Water Purification Plant - 3000 E Cheltenham PI								
45397 SWPP JOC Capital Construction - 2028								
	Construct.	Jan-2028	Dec-2028	WPGO - City	5,000,000	0	0	5,000,000
					5,000,000	0	0	5,000,000
Sawyer Water Purification Plant - 3000 E Cheltenham PI								
45398 SWPP - SECURITY IMPROVEMENTS - 2028								
	Construct.	Jan-2028	Dec-2028	WPGO - City	250,000	0	0	250,000
					250,000	0	0	250,000
Sawyer Water Purification Plant - 3000 E Cheltenham PI								

2024 - 2028 Capital Improvement Program

WATER SYSTEM - SAWYER WATER PURIFICATION PLANT

		Phase Start and End Dates		Fund	Total	Prior Years	2024	2024-2028
45400 SWPP - REBUILD LOW LIFT & WASH WATER PUMPS 2028								
	Construct.	Jan-2028	Dec-2028	WPGO - City	600,000	0	0	600,000
					600,000	0	0	600,000
Sawyer Water Purification Plant - 3000 E Cheltenham PI								
45409 SWPP SCADA - 2028								
	Construct.	Jan-2028	Dec-2028	WPGO - City	600,000	0	0	600,000
					600,000	0	0	600,000
Sawyer Water Purification Plant - 3000 E Cheltenham PI								
SAWYER WATER PURIFICATION PLANT					\$438,737,608	\$54,689,533	\$67,735,510	\$272,048,075

2024 - 2028 Capital Improvement Program

WATER SYSTEM - WATER DISTRIBUTION

		Phase Start and End Dates		Fund	Total	Prior Years	2024	2024-2028
42016 2024 GRID MAIN - AE - RE								
	Design	Jan-2024	Dec-2024	0F17 - City	2,148,976	0	2,148,976	2,148,976
	Construct.	Jan-2024	Dec-2024	WPGO - City	1,851,024	0	1,851,024	1,851,024
					4,000,000	0	4,000,000	4,000,000
42531 2024 CDOT Material Inspection								
	Construct.	Jan-2024	Dec-2024	0F17 - City	800,000	0	800,000	800,000
				WPGO - City	1,000,000	0	1,000,000	1,000,000
					1,800,000	0	1,800,000	1,800,000
42599 2024 DEO Capital Water Force Account								
	Construct.	Jan-2024	Dec-2024	0F17 - City	150,000	0	150,000	150,000
					150,000	0	150,000	150,000
42601 2025 GRID MAIN - AE - RE								
	Construct.	Jan-2025	Dec-2025	WPGO - City	4,000,000	0	0	4,000,000
					4,000,000	0	0	4,000,000
42957 2021 - STREET & PARKWAY RESTORATION (OBM)								
	Construct.	Jul-2020	Nov-2024	0C72 - Bond	2,000,000	561,000	1,439,000	1,439,000
					2,000,000	561,000	1,439,000	1,439,000
On S Kedzie Ave From W Ogden Ave To W Cermak Rd				On S Knox Ave From W 43rd St To W 47th St				
On W 109th St From S Western Ave To S Hoyne Ave				On W Monroe St From S Western Ave To S Damen Ave				
					On S Sangamon St From W 99th St To W 103rd St			
43261 2025 CDOT Material Inspection								
	Construct.	Jan-2025	Dec-2025	WPGO - City	1,000,000	0	0	1,000,000
					1,000,000	0	0	1,000,000
43262 2025 DEO Capital Water Force Account								
	Construct.	Jan-2025	Dec-2025	WPGO - City	150,000	0	0	150,000
					150,000	0	0	150,000

2024 - 2028 Capital Improvement Program

WATER SYSTEM - WATER DISTRIBUTION

		Phase Start and End Dates		Fund	Total	Prior Years	2024	2024-2028
44020 New BOD Facility - 4819 W. Lawrence								
	Design	May-2024	Dec-2024	0F68 - Bond	5,120,482	0	2,000,000	5,120,482
	Construct.	Jan-2025	Dec-2027	WBOF - Bond	19,879,518	0	0	19,879,518
					25,000,000	0	2,000,000	25,000,000
4819 W Lawrence Ave								
44026 2026 GRID MAIN - AE - RE								
	Construct.	Jan-2026	Dec-2026	WPGO - City	4,000,000	0	0	4,000,000
					4,000,000	0	0	4,000,000
44028 2026 DEO CAPITAL WATER FORCE ACCOUNT								
	Construct.	Jan-2026	Dec-2026	WPGO - City	150,000	0	0	150,000
					150,000	0	0	150,000
44210 2026 CDOT Material Inspection								
	Construct.	Jan-2026	Dec-2026	WPGO - City	1,000,000	0	0	1,000,000
					1,000,000	0	0	1,000,000
44375 LEAD SERVICE LINE REPLACEMENT IEPA - Daycare - 2023								
	Construct.	Aug-2022	May-2024	0997 - Federal	1,000,000	0	1,000,000	1,000,000
				0F17 - City	2,323,863	0	2,323,863	2,323,863
				0F73 - State-IEPA	4,000,000	4,000,000	0	0
					7,323,863	4,000,000	3,323,863	3,323,863
44444 Water Reconnection Program								
	Construct.	May-2023	Apr-2025	0C76 - Bond	9,500,000	0	4,500,000	9,500,000
					9,500,000	0	4,500,000	9,500,000
44627 2027 GRID MAIN - AE - RE								
	Construct.	Jan-2027	Dec-2027	WPGO - City	4,000,000	0	0	4,000,000
					4,000,000	0	0	4,000,000

2024 - 2028 Capital Improvement Program

WATER SYSTEM - WATER DISTRIBUTION

		Phase Start and End Dates		Fund	Total	Prior Years	2024	2024-2028
44629 2027 DEO Capital Water Force Account								
	Construct.	Jan-2027	Dec-2027	WPGO - City	150,000	0	0	150,000
					150,000	0	0	150,000
44630 2027 CDOT Material Inspection								
	Construct.	Jan-2027	Dec-2027	WPGO - City	1,000,000	0	0	1,000,000
					1,000,000	0	0	1,000,000
44682 Water Main Relocation at I-190 - JAWA								
	Construct.	Jan-2024	Dec-2027	0TBD - Other	73,000,000	0	0	73,000,000
					73,000,000	0	0	73,000,000
44863 Leclair Ct. Phase 2 - Main Installation								
	Construct.	Oct-2024	Dec-2024	0D46 - TIF	3,998,600	0	3,998,600	3,998,600
					3,998,600	0	3,998,600	3,998,600
45390 2024 - Leaks & Breaks - Restoration - Public								
	Construct.	Jan-2024	Dec-2024	0F68 - Bond	8,100,000	0	8,100,000	8,100,000
					8,100,000	0	8,100,000	8,100,000
45391 2024 - Leaks & Breaks - Restoration - Private								
	Construct.	Jan-2024	Dec-2024	0C78 - Bond	900,000	0	900,000	900,000
					900,000	0	900,000	900,000
45410 2028 GRID MAIN - AE - RE								
	Construct.	Jan-2028	Dec-2028	WPGO - City	4,000,000	0	0	4,000,000
					4,000,000	0	0	4,000,000
45411 2028 CDOT Material Inspection								
	Construct.	Jan-2028	Dec-2028	WPGO - City	1,000,000	0	0	1,000,000
					1,000,000	0	0	1,000,000

2024 - 2028 Capital Improvement Program

WATER SYSTEM - WATER DISTRIBUTION

		Phase Start and End Dates		Fund	Total	Prior Years	2024	2024-2028
45412 2028 DEO Capital Water Force Account								
	Construct.	Jan-2028	Dec-2028	WPGO - City	150,000	0	0	150,000
					150,000	0	0	150,000
45454 2024 - Leaks & Breaks - Water Meters								
	Construct.	Jan-2024	Dec-2024	0F69 - Federal-WIFIA	3,960,000	0	3,960,000	3,960,000
					3,960,000	0	3,960,000	3,960,000
45455 2024 - Leaks & Breaks - Public Side LSLR								
	Construct.	Jan-2024	Dec-2024	0F69 - Federal-WIFIA	63,000,000	0	63,000,000	63,000,000
					63,000,000	0	63,000,000	63,000,000
45456 2024 - Leaks & Breaks - Private Side LSLR								
	Construct.	Jan-2024	Dec-2024	0C78 - Bond	36,825,425	0	20,825,425	36,825,425
					36,825,425	0	20,825,425	36,825,425
45457 2025 - Leaks & Breaks LSLR								
	Construct.	Jan-2025	Dec-2025	0F68 - Bond	8,343,000	0	0	8,343,000
				0F69 - Federal-WIFIA	63,407,000	0	0	63,407,000
				0GOF - Bond	36,709,000	0	0	36,709,000
					108,459,000	0	0	108,459,000
45458 2026 - Leaks & Breaks LSLR								
	Construct.	Jan-2026	Dec-2026	0GOF - Bond	37,810,000	0	0	37,810,000
				0WIF - Federal-WIFIA	65,309,000	0	0	65,309,000
				WBOF - Bond	8,593,000	0	0	8,593,000
					111,712,000	0	0	111,712,000
45459 2027 - Leaks & Breaks LSLR								
	Construct.	Jan-2027	Dec-2027	0GOF - Bond	38,944,000	0	0	38,944,000
				0WIF - Federal-WIFIA	67,268,000	0	0	67,268,000
				WBOF - Bond	8,851,000	0	0	8,851,000
					115,063,000	0	0	115,063,000

2024 - 2028 Capital Improvement Program

WATER SYSTEM - WATER DISTRIBUTION

	Phase Start and End Dates			Fund	Total	Prior Years	2024	2024-2028
45460 2028 - Leaks & Breaks LSLR								
	Construct.	Jan-2028	Dec-2028	OGOF - Bond	40,112,000	0	0	32,112,000
				OWIF - Federal-WIFIA	69,286,000	0	0	69,286,000
				WBOF - Bond	9,116,000	0	0	9,116,000
					<u>118,514,000</u>	<u>0</u>	<u>0</u>	<u>110,514,000</u>
45461 2024 - Block Level LSLR								
	Construct.	Apr-2024	Dec-2024	OC78 - Bond	4,392,000	0	4,392,000	4,392,000
				OF68 - Bond	648,000	0	648,000	648,000
				OF69 - Federal-WIFIA	7,516,800	0	7,516,800	7,516,800
					<u>12,556,800</u>	<u>0</u>	<u>12,556,800</u>	<u>12,556,800</u>
45462 2025 - Block Level LSLR								
	Construct.	Jan-2025	Dec-2025	OF68 - Bond	890,000	0	0	890,000
				OF69 - Federal-WIFIA	10,323,000	0	0	10,323,000
				OGOF - Bond	6,131,000	0	0	6,131,000
					<u>17,344,000</u>	<u>0</u>	<u>0</u>	<u>17,344,000</u>
45463 2026 - Block Level LSLR								
	Construct.	Jan-2026	Dec-2026	OF68 - Bond	917,000	0	0	917,000
				OGOF - Bond	6,315,000	0	0	6,315,000
				OWIF - Federal-WIFIA	10,633,000	0	0	10,633,000
					<u>17,865,000</u>	<u>0</u>	<u>0</u>	<u>17,865,000</u>
45464 2027 - Block Level LSLR								
	Construct.	Jan-2027	Dec-2027	OGOF - Bond	47,425,000	0	0	47,425,000
				OWIF - Federal-WIFIA	79,857,000	0	0	79,857,000
				WBOF - Bond	6,884,000	0	0	6,884,000
					<u>134,166,000</u>	<u>0</u>	<u>0</u>	<u>134,166,000</u>

2024 - 2028 Capital Improvement Program

WATER SYSTEM - WATER DISTRIBUTION

	Phase Start and End Dates			Fund	Total	Prior Years	2024	2024-2028
45465 2028 - Block Level LSLR								
	Construct.	Jan-2028	Dec-2028	OGOF - Bond	48,848,000	0	0	20,848,000
				OWIF - Federal-WIFIA	82,253,000	0	0	82,253,000
				WBOF - Bond	7,091,000	0	0	7,091,000
					138,192,000	0	0	110,192,000
45466 2024 - Water Main CIP w/ LSLR								
	Construct.	Apr-2024	Jun-2025	OC80 - Bond	874,200	0	874,200	874,200
				OF68 - Bond	19,765,030	0	19,765,030	19,765,030
				OF69 - Federal-WIFIA	1,541,160	0	1,541,160	1,541,160
					22,180,390	0	22,180,390	22,180,390
45467 2025 - Water Main CIP w/ LSLR								
	Construct.	Apr-2025	Jun-2026	OF68 - Bond	34,992,000	0	0	34,992,000
				OF69 - Federal-WIFIA	56,377,000	0	0	56,377,000
				OGOF - Bond	37,080,000	0	0	37,080,000
				WEPA - State-IEPA	62,514,000	0	0	62,514,000
					190,963,000	0	0	190,963,000
45468 2026 - Water Main CIP w/ LSLR								
	Construct.	Apr-2026	Jun-2027	OF68 - Bond	25,430,000	0	0	25,430,000
				OGOF - Bond	37,480,000	0	0	37,480,000
				OWIF - Federal-WIFIA	56,922,000	0	0	56,922,000
				WBOF - Bond	14,000,000	0	0	14,000,000
				WEPA - State-IEPA	61,001,000	0	0	61,001,000
					194,833,000	0	0	194,833,000

2024 - 2028 Capital Improvement Program

WATER SYSTEM - WATER DISTRIBUTION

		Phase Start and End Dates		Fund	Total	Prior Years	2024	2024-2028
45469 2027 - Water Main CIP w/ LSLR								
	Construct.	Apr-2027	Jun-2028	OGOF - Bond	38,605,000	0	0	38,605,000
				OWIF - Federal-WIFIA	58,630,000	0	0	58,630,000
				WBOF - Bond	40,613,000	0	0	40,613,000
				WEPA - State-IEPA	62,831,000	0	0	62,831,000
					200,679,000	0	0	200,679,000
45470 2028 - Water Main CIP w/ LSLR								
	Construct.	Apr-2028	Jun-2029	OGOF - Bond	39,006,000	0	0	20,006,000
				OWIF - Federal-WIFIA	59,174,000	0	0	59,174,000
				WBOF - Bond	45,426,000	0	0	45,426,000
				WEPA - State-IEPA	61,121,000	0	0	61,121,000
					204,727,000	0	0	185,727,000
45471 2024 - LSLR at Daycares								
	Construct.	Jul-2024	Apr-2025	0997 - Federal	959,752	0	0	959,752
				0C78 - Bond	882,575	0	882,575	882,575
				OGOF - Bond	745,609	0	0	745,609
				WEPA - State-IEPA	2,255,000	0	2,255,000	2,255,000
					4,842,936	0	3,137,575	4,842,936
45472 2025 - LSLR at Daycares								
	Construct.	Jul-2025	Apr-2026	OGOF - Bond	2,665,000	0	0	2,665,000
				WEPA - State-IEPA	2,324,000	0	0	2,324,000
					4,989,000	0	0	4,989,000
45473 2026 - LSLR at Daycares								
	Construct.	Jul-2026	Apr-2027	OGOF - Bond	2,745,000	0	0	2,745,000
				WEPA - State-IEPA	2,394,000	0	0	2,394,000
					5,139,000	0	0	5,139,000

2024 - 2028 Capital Improvement Program

WATER SYSTEM - WATER DISTRIBUTION

		Phase Start and End Dates		Fund	Total	Prior Years	2024	2024-2028
45474 2027 - LSLR at Daycares								
	Construct.	Jul-2027	Apr-2028	OGOF - Bond	2,827,000	0	0	2,827,000
				WEPA - State-IEPA	2,465,000	0	0	2,465,000
					5,292,000	0	0	5,292,000
45475 2028 - LSLR at Daycares								
	Construct.	Jul-2028	Apr-2029	OGOF - Bond	2,912,000	0	0	2,912,000
				WEPA - State-IEPA	2,539,000	0	0	2,539,000
					5,451,000	0	0	5,451,000
45476 2024 - Equity LSLR								
	Construct.	Jan-2024	Dec-2024	0F69 - Federal-WIFIA	675,400	0	675,400	675,400
				CDBG - Federal	23,000,000	0	23,000,000	23,000,000
					23,675,400	0	23,675,400	23,675,400
45477 2025 - Equity LSLR								
	Construct.	Jan-2025	Dec-2025	0F69 - Federal-WIFIA	696,000	0	0	696,000
				CDBG - Federal	22,982,000	0	0	22,982,000
					23,678,000	0	0	23,678,000
45478 2026 - Equity LSLR								
	Construct.	Jan-2026	Dec-2026	0WIF - Federal-WIFIA	717,000	0	0	717,000
				CDBG - Federal	23,671,000	0	0	23,671,000
					24,388,000	0	0	24,388,000
45479 2027 - Equity LSLR								
	Construct.	Jan-2027	Dec-2027	0WIF - Federal-WIFIA	739,000	0	0	739,000
				CDBG - Federal	24,382,000	0	0	24,382,000
					25,121,000	0	0	25,121,000

2024 - 2028 Capital Improvement Program

WATER SYSTEM - WATER DISTRIBUTION

		Phase Start and End Dates		Fund	Total	Prior Years	2024	2024-2028
45480 2028 - Equity LSLR								
	Construct.	Jan-2028	Dec-2028	OWIF - Federal-WIFIA	761,000	0	0	761,000
				CDBG - Federal	25,113,000	0	0	25,113,000
					25,874,000	0	0	25,874,000
45552 2024 - LSLR Equipment - Leaks & Breaks								
	Construct.	Jan-2024	Dec-2024	0F69 - Federal-WIFIA	7,000,000	0	7,000,000	7,000,000
					7,000,000	0	7,000,000	7,000,000
45623 2027 Feeder Main Rehab/Replacement								
	Design	Apr-2025	Dec-2026	WBOF - Bond	2,092,400	0	0	2,092,400
	Construct.	Jan-2027	Dec-2027		2,092,400	0	0	2,092,400
45624 2028 Feeder Main Rehab/Replacement								
	Design	Apr-2026	Dec-2027	WBOF - Bond	2,092,400	0	0	2,092,400
	Construct.	Jan-2028	Dec-2028		2,092,400	0	0	2,092,400
45625 2029 Feeder Main Rehab/Replacement								
	Design	Apr-2027	Dec-2028	WBOF - Bond	2,092,400	0	0	508,400
	Construct.	Jan-2029	Dec-2029		2,092,400	0	0	508,400
45626 2030 Feeder Main Rehab/Replacement								
	Design	Apr-2028	Dec-2029	WBOF - Bond	2,092,400	0	0	350,000
	Construct.	Jan-2030	Dec-2030		2,092,400	0	0	350,000
WATER DISTRIBUTION Total					\$2,011,232,014	\$4,561,000	\$186,547,053	\$1,948,344,614

2024 - 2028 Capital Improvement Program

WATER SYSTEM - WATER ENGINEERING

	Phase Start and End Dates			Fund	Total	Prior Years	2024	2024-2028
40373 TOPO SURVEY & BASE SHEET - 2024								
	Design	Jan-2024	Dec-2024	WPGO - City	2,000,000	0	2,000,000	2,000,000
	Construct.	Jan-2024	Dec-2024		<u>2,000,000</u>	<u>0</u>	<u>2,000,000</u>	<u>2,000,000</u>
40374 TOPO SURVEY & BASE SHEET - 2025								
	Design	Jan-2025	Dec-2025	WBOF - Bond	2,080,000	0	0	2,080,000
	Construct.	Jan-2025	Dec-2025		<u>2,080,000</u>	<u>0</u>	<u>0</u>	<u>2,080,000</u>
42532 BES Consulting Services - 2024								
	Design	Jan-2024	Dec-2024	0F68 - Bond	59,188,854	0	59,188,854	59,188,854
	Construct.	Jan-2024	Dec-2024		<u>59,188,854</u>	<u>0</u>	<u>59,188,854</u>	<u>59,188,854</u>
42547 2024 CONSTRUCTION MANAGEMENT SERVICES RE JOC Program								
	Construct.	Jan-2024	Dec-2024	WPGO - City	285,000	0	285,000	285,000
					<u>285,000</u>	<u>0</u>	<u>285,000</u>	<u>285,000</u>
42550 WATER MAIN LEAK SURVEYS & FIRE FLOW TESTING - 2024								
	Construct.	Jan-2024	Dec-2024	0F17 - City	1,500,000	0	1,500,000	1,500,000
					<u>1,500,000</u>	<u>0</u>	<u>1,500,000</u>	<u>1,500,000</u>
43253 WATER MAIN LEAK SURVEYS & FIRE FLOW TESTING - 2025								
	Construct.	Jan-2025	Dec-2025	WPGO - City	1,523,000	0	0	1,523,000
					<u>1,523,000</u>	<u>0</u>	<u>0</u>	<u>1,523,000</u>
43255 2025 CONSTRUCTION MANAGEMENT SERVICES RE JOC Program								
	Construct.	Jan-2025	Dec-2025	WPGO - City	296,000	0	0	296,000
					<u>296,000</u>	<u>0</u>	<u>0</u>	<u>296,000</u>
43257 BES Consulting Services - 2025								
	Design	Jan-2025	Dec-2025	WBOF - Bond	50,000,000	0	0	50,000,000
					<u>50,000,000</u>	<u>0</u>	<u>0</u>	<u>50,000,000</u>

2024 - 2028 Capital Improvement Program

WATER SYSTEM - WATER ENGINEERING

	Phase Start and End Dates			Fund	Total	Prior Years	2024	2024-2028
44030 TOPO SURVEY & BASE SHEET - 2026								
	Design	Jan-2026	Dec-2026	WPGO - City	2,163,000	0	0	2,163,000
					2,163,000	0	0	2,163,000
44031 BES CONSULTING SERVICES - 2026								
	Design	Jan-2026	Dec-2026	WBOF - Bond	50,000,000	0	0	50,000,000
	Construct.	Jan-2026	Dec-2026		50,000,000	0	0	50,000,000
44032 2026 CONSTRUCTION MANAGEMENT SERVICES RE JOC Program								
	Construct.	Jan-2026	Dec-2026	WPGO - City	308,000	0	0	308,000
					308,000	0	0	308,000
44033 WATER MAIN LEAK SURVEYS & FIRE FLOW TESTING - 2026								
	Construct.	Jan-2026	Dec-2026	WPGO - City	1,546,000	0	0	1,546,000
					1,546,000	0	0	1,546,000
44650 TOPO SURVEY & BASE SHEET - 2027								
	Design	Jan-2027	Dec-2027	WPGO - City	2,250,000	0	0	2,250,000
	Construct.	Jan-2027	Dec-2027		2,250,000	0	0	2,250,000
44651 BES CONSULTING SERVICES - 2027								
	Design	Jan-2027	Dec-2027	WBOF - Bond	50,000,000	0	0	50,000,000
					50,000,000	0	0	50,000,000
44652 2027 Construction Management Services RE JOC Program								
	Construct.	Jan-2027	Dec-2027	WPGO - City	320,000	0	0	320,000
					320,000	0	0	320,000
44653 Water Main Leak Surveys & Fire Flow Testing - 2027								
	Design	Jan-2027	Dec-2027	WPGO - City	1,569,000	0	0	1,569,000
					1,569,000	0	0	1,569,000

2024 - 2028 Capital Improvement Program

WATER SYSTEM - WATER ENGINEERING

		Phase Start and End Dates		Fund	Total	Prior Years	2024	2024-2028
44655 Facility Condition Assessment								
	Design	Jan-2024	Dec-2024	0F68 - Bond	7,846,565	0	7,846,565	7,846,565
					7,846,565	0	7,846,565	7,846,565
45413 TOPO SURVEY & BASE SHEET - 2028								
	Design	Jan-2028	Dec-2028	WBOF - Bond	2,340,000	0	0	2,340,000
					2,340,000	0	0	2,340,000
45415 WATER MAIN LEAK SURVEYS & FIRE FLOW TESTING - 2028								
	Design	Jan-2028	Dec-2028	WPGO - City	1,593,000	0	0	1,593,000
					1,593,000	0	0	1,593,000
45420 STRUCTURAL INSPECTIONS AND STUDIES - 2028								
	Construct.	Jan-2028	Dec-2028	WPGO - City	500,000	0	0	500,000
					500,000	0	0	500,000
45424 BES CONSULTING SERVICES - 2028								
	Design	Jan-2028	Dec-2028	WBOF - Bond	50,000,000	0	0	50,000,000
					50,000,000	0	0	50,000,000
45425 2028 CONSTRUCTION MANAGEMENT SERVICES RE JOC PROGRAM								
	Construct.	Jan-2028	Dec-2028	WPGO - City	333,000	0	0	333,000
					333,000	0	0	333,000
WATER ENGINEERING Total					\$287,641,419	\$0	\$70,820,419	\$287,641,419
WATER SYSTEM Total					\$4,116,688,557	\$144,211,894	\$409,017,485	\$3,243,351,263

Fund Summary by Capital Program, Subprogram, Fund Type

Fund Source	2024	2025	2026	2027	2028	5 Year Total
Program	FLEET					
Subprogram	ANIMAL CARE AND CONTROL FLEET					
Fund Type: Bond						
0C75 2022 E-Note	\$ 285,772	\$	\$	\$	\$	285,772
0C79 2023 E-Note TE	168,828					168,828
0C81 2024 E-Note TE	173,893					173,893
0GOF Future Bonds And Other Sources			184,022			184,022
Total Bond	\$ 628,493	\$ 0	\$ 184,022	\$ 0	\$ 0	\$ 812,515
Total ANIMAL CARE AND CONTROL FLEET	\$ 628,493	\$ 0	\$ 184,022	\$ 0	\$ 0	\$ 812,515
Subprogram	CHICAGO DEPARTMENT OF					
Fund Type: Bond						
0C75 2022 E-Note	1,759,674					1,759,674
0C79 2023 E-Note TE	2,337,484					2,337,484
0C81 2024 E-Note TE	2,113,426					2,113,426
0GOF Future Bonds And Other Sources		2,934,284	4,404,106	3,509,944		10,848,334
Total Bond	\$ 6,210,584	\$ 2,934,284	\$ 4,404,106	\$ 3,509,944	\$ 0	\$ 17,058,918
Total CHICAGO DEPARTMENT OF	\$ 6,210,584	\$ 2,934,284	\$ 4,404,106	\$ 3,509,944	\$ 0	\$ 17,058,918
Subprogram	CHICAGO FIRE DEPARTMENT FLEET					
Fund Type: Bond						
0C75 2022 E-Note	6,901,808					6,901,808
0C79 2023 E-Note TE	8,467,000					8,467,000
0C81 2024 E-Note TE	15,386,527					15,386,527
0GOF Future Bonds And Other Sources			10,000,000	14,000,000	13,650,313	37,650,313
Total Bond	\$ 30,755,335	\$ 0	\$ 10,000,000	\$ 14,000,000	\$ 13,650,313	\$ 68,405,648
Total CHICAGO FIRE DEPARTMENT FLEET	\$ 30,755,335	\$ 0	\$ 10,000,000	\$ 14,000,000	\$ 13,650,313	\$ 68,405,648
Subprogram	CHICAGO POLICE DEPARTMENT FLEET					
Fund Type: Bond						
0C79 2023 E-Note TE	1,790,476					1,790,476
0C81 2024 E-Note TE	15,691,705					15,691,705
0GOF Future Bonds And Other Sources		12,300,362	14,420,239	8,000,000	18,274,742	52,995,343
Total Bond	\$ 17,482,181	\$ 12,300,362	\$ 14,420,239	\$ 8,000,000	\$ 18,274,742	\$ 70,477,524
Total CHICAGO POLICE DEPARTMENT FLEET	\$ 17,482,181	\$ 12,300,362	\$ 14,420,239	\$ 8,000,000	\$ 18,274,742	\$ 70,477,524

Fund Summary by Capital Program, Subprogram, Fund Type

Fund Source	2024	2025	2026	2027	2028	5 Year Total
Program	FLEET					
Subprogram	DEPARTMENT OF STREETS AND SANITATION					
Fund Type: Bond						
0C75 2022 E-Note	\$ 953,785	\$	\$	\$	\$	953,785
0C79 2023 E-Note TE	3,108,296					3,108,296
0C81 2024 E-Note TE	8,366,968					8,366,968
0GOF Future Bonds And Other Sources		7,800,807	9,551,151	4,000,000	17,843,985	39,195,943
Total Bond	\$ 12,429,049	\$ 7,800,807	\$ 9,551,151	\$ 4,000,000	\$ 17,843,985	\$ 51,624,992
Total DEPARTMENT OF STREETS AND	\$ 12,429,049	\$ 7,800,807	\$ 9,551,151	\$ 4,000,000	\$ 17,843,985	\$ 51,624,992
Subprogram	FLEET AND FACILITY MANAGEMENT FLEET					
Fund Type: Bond						
0C75 2022 E-Note	268,960					268,960
0C79 2023 E-Note TE	2,106,289					2,106,289
0C81 2024 E-Note TE	6,114,715					6,114,715
0GOF Future Bonds And Other Sources			286,292			286,292
Total Bond	\$ 8,489,964	\$ 0	\$ 286,292	\$ 0	\$ 0	\$ 8,776,256
Total FLEET AND FACILITY MANAGEMENT	\$ 8,489,964	\$ 0	\$ 286,292	\$ 0	\$ 0	\$ 8,776,256
Subprogram	INTERDEPARTMENTAL FLEET					
Fund Type: Bond						
0C75 2022 E-Note	7,844,562					7,844,562
0C79 2023 E-Note TE	3,021,324					3,021,324
0C81 2024 E-Note TE	6,494,690					6,494,690
0GOF Future Bonds And Other Sources		6,852,677				6,852,677
Total Bond	\$ 17,360,576	\$ 6,852,677	\$ 0	\$ 0	\$ 0	\$ 24,213,253
Fund Type: Other						
0TBD Funding To Be Determined			5,771,779	5,443,685	10,000,000	21,215,464
Total INTERDEPARTMENTAL FLEET	\$ 17,360,576	\$ 6,852,677	\$ 5,771,779	\$ 5,443,685	\$ 10,000,000	\$ 45,428,717
Subprogram	OFF. OF EMERGENCY MGMT &					
Fund Type: Bond						
0GOF Future Bonds And Other Sources			518,084	342,109		860,193
Total FLEET	\$ 93,356,182	\$ 29,888,130	\$ 45,135,673	\$ 35,295,738	\$ 59,769,040	\$ 263,444,763

2024 - 2028 Capital Improvement Program

FLEET - ANIMAL CARE AND CONTROL FLEET

		Phase Start and End Dates		Fund	Total	Prior Years	2024	2024-2028
43857 ANIMAL TRANSPORT TRUCK								
	Construct.	Oct-2022	Feb-2024	0C75 - Bond	285,772	0	285,772	285,772
					285,772	0	285,772	285,772
44522 ACC - ANIMAL TRANSPORT TRK								
	Construct.	Jan-2023	Dec-2024	0C79 - Bond	168,828	0	168,828	168,828
					168,828	0	168,828	168,828
45140 ANIMAL TRANSPORT TRK								
	Construct.	Dec-2023	Dec-2024	0C81 - Bond	173,893	0	173,893	173,893
					173,893	0	173,893	173,893
45732 Animal Care and Control Vehicle Replacement								
	Construct.	Jan-2025	Dec-2028	0GOF - Bond	184,022	0	0	184,022
					184,022	0	0	184,022
ANIMAL CARE AND CONTROL FLEET Total					\$812,515	\$0	\$628,493	\$812,515

2024 - 2028 Capital Improvement Program

FLEET - CHICAGO DEPARTMENT OF TRANSPORTATION FLEET

		Phase Start and End Dates		Fund	Total	Prior Years	2024	2024-2028
43839 DUMP TRUCK CREW CAB								
	Construct.	Sep-2022	Mar-2025	0C75 - Bond	495,896	351,183	144,713	144,713
					495,896	351,183	144,713	144,713
43854 AERIAL BKT. ARTIC W/LINE								
	Construct.	Oct-2022	May-2024	0C75 - Bond	1,431,816	544,847	886,969	886,969
					1,431,816	544,847	886,969	886,969
43855 AERIAL TRUCK CREW MULTI								
	Construct.	Oct-2022	Jun-2024	0C75 - Bond	295,461	0	295,461	295,461
					295,461	0	295,461	295,461
43860 BACKHOE / LOADER 1YD								
	Construct.	Nov-2022	Apr-2025	0C75 - Bond	826,373	393,842	432,531	432,531
					826,373	393,842	432,531	432,531
44513 CDOT - AERIAL BUKT TRUCK TELESCOPIC								
	Construct.	Jan-2023	Dec-2024	0C79 - Bond	91,597	0	91,597	91,597
					91,597	0	91,597	91,597
44516 CDOT - AERIAL BUKTCRW CAB,DERCK								
	Construct.	Jan-2023	Dec-2024	0C79 - Bond	246,696	0	246,696	246,696
					246,696	0	246,696	246,696
44517 CDOT - AERIAL PLTFRM TRUCK CRWCAB								
	Construct.	Jan-2023	Dec-2024	0C79 - Bond	349,140	0	349,140	349,140
					349,140	0	349,140	349,140
44518 CDOT - AERL TRUCK CRW MULTI AERL								
	Construct.	Jan-2023	Dec-2024	0C79 - Bond	872,849	0	872,849	872,849
					872,849	0	872,849	872,849

2024 - 2028 Capital Improvement Program

FLEET - CHICAGO DEPARTMENT OF TRANSPORTATION FLEET

	Phase Start and End Dates			Fund	Total	Prior Years	2024	2024-2028
44520 CDOT - AIR COMPRESSOR TRUCK								
	Construct.	Jan-2023	Dec-2024	0C79 - Bond	77,849	0	77,849	77,849
					<u>77,849</u>	<u>0</u>	<u>77,849</u>	<u>77,849</u>
44534 CDOT - DMP TRUCK CREW CAB								
	Construct.	Jan-2023	Dec-2024	0C79 - Bond	438,784	0	438,784	438,784
					<u>438,784</u>	<u>0</u>	<u>438,784</u>	<u>438,784</u>
44565 CABLE/REEL CARRIER TRAILR								
	Construct.	Jan-2023	Jun-2025	0C79 - Bond	260,569	0	260,569	260,569
					<u>260,569</u>	<u>0</u>	<u>260,569</u>	<u>260,569</u>
45168 AER. PLTFRM, SELF-PROPELD								
	Construct.	Dec-2023	Dec-2024	0C81 - Bond	320,737	0	320,737	320,737
					<u>320,737</u>	<u>0</u>	<u>320,737</u>	<u>320,737</u>
45169 ASPHALT ROLLR 2 DRUM TAG								
	Construct.	Dec-2023	Dec-2024	0C81 - Bond	303,220	0	303,220	303,220
					<u>303,220</u>	<u>0</u>	<u>303,220</u>	<u>303,220</u>
45176 SNOWBLOWER, WALK-BEHIND								
	Construct.	Dec-2023	Dec-2024	0C81 - Bond	10,327	0	10,327	10,327
					<u>10,327</u>	<u>0</u>	<u>10,327</u>	<u>10,327</u>
45178 STR SWEEPR, 3-WHEEL, MECH								
	Construct.	Dec-2023	Dec-2024	0C81 - Bond	1,210,756	0	1,210,756	1,210,756
					<u>1,210,756</u>	<u>0</u>	<u>1,210,756</u>	<u>1,210,756</u>
45179 CABLE/REEL CARRIER TRAILR								
	Construct.	Dec-2023	Dec-2024	0C81 - Bond	268,386	0	268,386	268,386
					<u>268,386</u>	<u>0</u>	<u>268,386</u>	<u>268,386</u>

2024 - 2028 Capital Improvement Program

FLEET - CHICAGO DEPARTMENT OF TRANSPORTATION FLEET

		Phase Start and End Dates		Fund	Total	Prior Years	2024	2024-2028
45738 Department of Transportation Vehicle Replacement								
	Construct.	Jan-2025	Dec-2028	OGOF - Bond	10,848,334	0	0	10,848,334
					<u>10,848,334</u>	<u>0</u>	<u>0</u>	<u>10,848,334</u>
CHICAGO DEPARTMENT OF					\$18,348,790	\$1,289,872	\$6,210,584	\$17,058,918

2024 - 2028 Capital Improvement Program

FLEET - CHICAGO FIRE DEPARTMENT FLEET

	Phase Start and End Dates			Fund	Total	Prior Years	2024	2024-2028
43825 AMBULANCE, TYPE I								
	Construct.	Jun-2022	Dec-2024	0C75 - Bond	5,549,124	0	5,549,124	5,549,124
					<u>5,549,124</u>	<u>0</u>	<u>5,549,124</u>	<u>5,549,124</u>
43830 FIRE SQUAD								
	Construct.	Jul-2022	Mar-2025	0C75 - Bond	540,000	0	540,000	540,000
					<u>540,000</u>	<u>0</u>	<u>540,000</u>	<u>540,000</u>
43831 Motorcycle								
	Construct.	Feb-2022	Aug-2024	0C75 - Bond	240,000	0	240,000	240,000
					<u>240,000</u>	<u>0</u>	<u>240,000</u>	<u>240,000</u>
43833 BICYCLES, FIRE EMS								
	Construct.	Jun-2022	Nov-2024	0C75 - Bond	8,000	0	8,000	8,000
					<u>8,000</u>	<u>0</u>	<u>8,000</u>	<u>8,000</u>
44521 CFD - AMBULANCE, TYPE III								
	Construct.	Jan-2023	Dec-2024	0C79 - Bond	2,629,000	0	2,629,000	2,629,000
					<u>2,629,000</u>	<u>0</u>	<u>2,629,000</u>	<u>2,629,000</u>
44538 CFD - FIRE AERIAL LADDER >130'								
	Construct.	Jan-2023	Dec-2024	0C79 - Bond	5,838,000	0	5,838,000	5,838,000
					<u>5,838,000</u>	<u>0</u>	<u>5,838,000</u>	<u>5,838,000</u>
45138 AMBULANCE, TYPE III								
	Construct.	Dec-2023	Dec-2024	0C81 - Bond	4,738,000	0	4,738,000	4,738,000
					<u>4,738,000</u>	<u>0</u>	<u>4,738,000</u>	<u>4,738,000</u>
45139 AMBULANCE, TRAINING								
	Construct.	Dec-2023	Dec-2024	0C81 - Bond	246,170	0	246,170	246,170
					<u>246,170</u>	<u>0</u>	<u>246,170</u>	<u>246,170</u>

2024 - 2028 Capital Improvement Program

FLEET - CHICAGO FIRE DEPARTMENT FLEET

	Phase Start and End Dates			Fund	Total	Prior Years	2024	2024-2028
45149 FIRE AERIAL LADDER <115'								
	Construct.	Dec-2023	Dec-2024	0C81 - Bond	3,104,344	0	3,104,344	3,104,344
					<u>3,104,344</u>	<u>0</u>	<u>3,104,344</u>	<u>3,104,344</u>
45150 FIRE AERIAL LADDER >130'								
	Construct.	Dec-2023	Dec-2024	0C81 - Bond	1,002,190	0	1,002,190	1,002,190
					<u>1,002,190</u>	<u>0</u>	<u>1,002,190</u>	<u>1,002,190</u>
45151 FIRE AERIAL PLATFORM (TOWER)								
	Construct.	Dec-2023	Dec-2024	0C81 - Bond	1,203,681	0	1,203,681	1,203,681
					<u>1,203,681</u>	<u>0</u>	<u>1,203,681</u>	<u>1,203,681</u>
45152 FIRE PUMPER 1050-1600 GPM								
	Construct.	Dec-2023	Dec-2024	0C81 - Bond	2,797,447	0	2,797,447	2,797,447
					<u>2,797,447</u>	<u>0</u>	<u>2,797,447</u>	<u>2,797,447</u>
45153 FIRE PUMPER >1600 GPM								
	Construct.	Dec-2023	Dec-2024	0C81 - Bond	484,736	0	484,736	484,736
					<u>484,736</u>	<u>0</u>	<u>484,736</u>	<u>484,736</u>
45154 FIRE UNIT, SNORKEL								
	Construct.	Dec-2023	Dec-2024	0C81 - Bond	1,339,000	0	1,339,000	1,339,000
					<u>1,339,000</u>	<u>0</u>	<u>1,339,000</u>	<u>1,339,000</u>
45155 DIVE RESPONSE TRUCK								
	Construct.	Dec-2023	Dec-2024	0C81 - Bond	470,959	0	470,959	470,959
					<u>470,959</u>	<u>0</u>	<u>470,959</u>	<u>470,959</u>
45734 Chicago Fire Department Vehicle Replacement								
	Construct.	Jan-2025	Dec-2028	0GOF - Bond	42,650,313	0	0	37,650,313
					<u>42,650,313</u>	<u>0</u>	<u>0</u>	<u>37,650,313</u>

2024 - 2028 Capital Improvement Program

FLEET - CHICAGO FIRE DEPARTMENT FLEET

		Phase Start and End Dates		Fund	Total	Prior Years	2024	2024-2028
45784 Bunker Gear May 2024								
	Construct.	May-2024	May-2024	0C75 - Bond	564,684	0	564,684	564,684
					<u>564,684</u>	<u>0</u>	<u>564,684</u>	<u>564,684</u>
CHICAGO FIRE DEPARTMENT FLEET Total					\$73,405,648	\$0	\$30,755,335	\$68,405,648

2024 - 2028 Capital Improvement Program

FLEET - CHICAGO POLICE DEPARTMENT FLEET

	Phase Start and End Dates			Fund	Total	Prior Years	2024	2024-2028
44504 CPD - Full Size Van - Cell Conv								
	Construct.	Jan-2023	Dec-2024	0C79 - Bond	314,000	231,781	82,219	82,219
					<u>314,000</u>	<u>231,781</u>	<u>82,219</u>	<u>82,219</u>
44505 CPD - Full Size Cargo Van								
	Construct.	Jan-2023	Dec-2024	0C79 - Bond	163,280	144,237	19,043	19,043
					<u>163,280</u>	<u>144,237</u>	<u>19,043</u>	<u>19,043</u>
44506 CPD - Full Size Passenger Van								
	Construct.	Jan-2023	Dec-2024	0C79 - Bond	357,120	262,431	94,689	94,689
					<u>357,120</u>	<u>262,431</u>	<u>94,689</u>	<u>94,689</u>
44549 SQUADROL (POLICE)								
	Construct.	Jan-2023	Dec-2024	0C79 - Bond	513,462	18,462	495,000	495,000
					<u>513,462</u>	<u>18,462</u>	<u>495,000</u>	<u>495,000</u>
45061 2024 CPD SUV Pursuit Marked and Unmarked								
	Construct.	Oct-2023	Dec-2024	0C81 - Bond	15,691,705	0	15,691,705	15,691,705
					<u>15,691,705</u>	<u>0</u>	<u>15,691,705</u>	<u>15,691,705</u>
45091 10 Full Size Van Conversions								
	Construct.	Nov-2023	Dec-2024	0C79 - Bond	2,419,357	1,319,832	1,099,525	1,099,525
					<u>2,419,357</u>	<u>1,319,832</u>	<u>1,099,525</u>	<u>1,099,525</u>
45736 Chicago Police Department Vehicle Replacement								
	Construct.	Jan-2025	Dec-2028	OGOF - Bond	52,995,343	0	0	52,995,343
					<u>52,995,343</u>	<u>0</u>	<u>0</u>	<u>52,995,343</u>
CHICAGO POLICE DEPARTMENT FLEET					\$72,454,267	\$1,976,743	\$17,482,181	\$70,477,524

2024 - 2028 Capital Improvement Program

FLEET - DEPARTMENT OF STREETS AND SANITATION FLEET

		Phase Start and End Dates		Fund	Total	Prior Years	2024	2024-2028
43823 REFUSE BODY TRK REARLOAD								
	Construct.	Jun-2022	Mar-2024	0C75 - Bond	11,327,972	10,688,451	639,521	639,521
					11,327,972	10,688,451	639,521	639,521
43834 Truck Tractor (Purchase New)								
	Construct.	Jul-2022	Apr-2024	0C75 - Bond	980,154	791,965	188,189	188,189
					980,154	791,965	188,189	188,189
43865 CONVEYOR UNIT, TRAILER MTD								
	Construct.	Dec-2022	Apr-2024	0C75 - Bond	92,455	0	92,455	92,455
					92,455	0	92,455	92,455
43866 HOPPER, TOW BEHIND								
	Construct.	Dec-2022	Apr-2024	0C75 - Bond	33,620	0	33,620	33,620
					33,620	0	33,620	33,620
44523 DSS - BLASTER TRUCK								
	Construct.	Jan-2023	Dec-2024	0C79 - Bond	306,677	0	306,677	306,677
					306,677	0	306,677	306,677
44525 DSS - BLASTER TRUCK W/ AERIAL								
	Construct.	Jan-2023	Dec-2024	0C79 - Bond	260,962	0	260,962	260,962
					260,962	0	260,962	260,962
44531 DMP TRK W/CONVEYOR, 4X4								
	Construct.	Jan-2023	Dec-2024	0C79 - Bond	323,330	0	323,330	323,330
					323,330	0	323,330	323,330
44532 DSS - DMP TRUCK W/ PLOW HITCH 6X4								
	Construct.	Jan-2023	Dec-2024	0C79 - Bond	4,340,656	2,365,549	1,975,107	1,975,107
					4,340,656	2,365,549	1,975,107	1,975,107

2024 - 2028 Capital Improvement Program

FLEET - DEPARTMENT OF STREETS AND SANITATION FLEET

	Phase Start and End Dates			Fund	Total	Prior Years	2024	2024-2028
44545 AIS - SERVICE/UTIL BODY TRUCK								
	Construct.	Jan-2023	Dec-2024	0C79 - Bond	242,220	0	242,220	242,220
					<u>242,220</u>	<u>0</u>	<u>242,220</u>	<u>242,220</u>
45132 AER. BKT.TRK. CREW FOREST								
	Construct.	Dec-2023	Dec-2024	0C81 - Bond	422,725	0	422,725	422,725
					<u>422,725</u>	<u>0</u>	<u>422,725</u>	<u>422,725</u>
45141 BLASTER TRUCK								
	Construct.	Dec-2023	Dec-2024	0C81 - Bond	315,877	0	315,877	315,877
					<u>315,877</u>	<u>0</u>	<u>315,877</u>	<u>315,877</u>
45142 BLASTER TRUCK W/ AERIAL								
	Construct.	Dec-2023	Dec-2024	0C81 - Bond	268,791	0	268,791	268,791
					<u>268,791</u>	<u>0</u>	<u>268,791</u>	<u>268,791</u>
45145 DMP TRK W/CONVEYOR, 4X4								
	Construct.	Dec-2023	Dec-2024	0C81 - Bond	333,030	0	333,030	333,030
					<u>333,030</u>	<u>0</u>	<u>333,030</u>	<u>333,030</u>
45146 DMP TRUCK W/ PLOW HITCH 6X4								
	Construct.	Dec-2023	Dec-2024	0C81 - Bond	4,023,789	0	4,023,789	4,023,789
					<u>4,023,789</u>	<u>0</u>	<u>4,023,789</u>	<u>4,023,789</u>
45147 DMP TRUCK CREW CAB								
	Construct.	Dec-2023	Dec-2024	0C81 - Bond	451,947	0	451,947	451,947
					<u>451,947</u>	<u>0</u>	<u>451,947</u>	<u>451,947</u>
45161 SWEEPER, TRK-MTD, MECH'L								
	Construct.	Dec-2023	Dec-2024	0C81 - Bond	158,365	0	158,365	158,365
					<u>158,365</u>	<u>0</u>	<u>158,365</u>	<u>158,365</u>

2024 - 2028 Capital Improvement Program

FLEET - DEPARTMENT OF STREETS AND SANITATION FLEET

		Phase Start and End Dates		Fund	Total	Prior Years	2024	2024-2028
45163 TOW TRUCK, LT/MED DUTY								
	Construct.	Dec-2023	Dec-2024	0C81 - Bond	99,945	0	99,945	99,945
					99,945	0	99,945	99,945
45164 TOW TRK, WHEEL-LIFT L/M								
	Construct.	Dec-2023	Dec-2024	0C81 - Bond	1,310,201	0	1,310,201	1,310,201
					1,310,201	0	1,310,201	1,310,201
45165 WEIGHT (SCALE TEST) TRUCK								
	Construct.	Dec-2023	Dec-2024	0C81 - Bond	447,452	0	447,452	447,452
					447,452	0	447,452	447,452
45166 WRECKER TRUCK, >20 TON								
	Construct.	Dec-2023	Dec-2024	0C81 - Bond	32,605	0	32,605	32,605
					32,605	0	32,605	32,605
45177 STUMP CUTTER, SELF-PROPEL								
	Construct.	Dec-2023	Dec-2024	0C81 - Bond	56,787	0	56,787	56,787
					56,787	0	56,787	56,787
45180 CHIPPER, BRUSH, DISC TYPE								
	Construct.	Dec-2023	Dec-2024	0C81 - Bond	445,454	0	445,454	445,454
					445,454	0	445,454	445,454
45737 Department of Streets and Sanitation Vehicle Replacement								
	Construct.	Jan-2025	Dec-2028	OGOF - Bond	39,195,943	0	0	39,195,943
					39,195,943	0	0	39,195,943
DEPARTMENT OF STREETS AND					\$65,470,957	\$13,845,965	\$12,429,049	\$51,624,992

2024 - 2028 Capital Improvement Program

FLEET - FLEET AND FACILITY MANAGEMENT FLEET

	Phase Start and End Dates			Fund	Total	Prior Years	2024	2024-2028
43845 SERVICE/UTIL BODY TRUCK (1 FUEL / 1 SERVICE)								
	Construct.	Sep-2022	Apr-2025	0C75 - Bond	268,960	0	268,960	268,960
					268,960	0	268,960	268,960
44530 DRY FRGHT BDY TRK W/GATE								
	Construct.	Jan-2023	Dec-2024	0C79 - Bond	297,920	0	297,920	297,920
					297,920	0	297,920	297,920
44558 FORKLIFT								
	Construct.	Jan-2023	Dec-2024	0C79 - Bond	141,543	0	141,543	141,543
					141,543	0	141,543	141,543
44595 Electric Vehicle Infrastructure								
	Construct.	Feb-2023	Feb-2024	0C79 - Bond	5,000,000	3,333,174	1,666,826	1,666,826
					5,000,000	3,333,174	1,666,826	1,666,826
45122 ELECTRIC VEHICLES								
	Construct.	Dec-2023	Dec-2024	0C81 - Bond	5,150,000	0	5,150,000	5,150,000
					5,150,000	0	5,150,000	5,150,000
45123 MINI PASSENGER VAN								
	Construct.	Dec-2023	Dec-2024	0C81 - Bond	166,287	0	166,287	166,287
					166,287	0	166,287	166,287
45125 VAN, HANDICAPPED EQUIP								
	Construct.	Dec-2023	Dec-2024	0C81 - Bond	81,252	0	81,252	81,252
					81,252	0	81,252	81,252
45129 PICKUP TRK. CREW F/S DRW								
	Construct.	Dec-2023	Dec-2024	0C81 - Bond	391,258	0	391,258	391,258
					391,258	0	391,258	391,258

2024 - 2028 Capital Improvement Program

FLEET - FLEET AND FACILITY MANAGEMENT FLEET

	Phase Start and End Dates			Fund	Total	Prior Years	2024	2024-2028
45137 AIR COMPRESSOR TRK								
	Construct.	Dec-2023	Dec-2024	0C81 - Bond	80,184	0	80,184	80,184
					80,184	0	80,184	80,184
45160 STK/FLTBD TRK CREW W/GATE								
	Construct.	Dec-2023	Dec-2024	0C81 - Bond	145,789	0	145,789	145,789
					145,789	0	145,789	145,789
45162 TANK TRK, FUEL DISPENSING								
	Construct.	Dec-2023	Dec-2024	0C81 - Bond	99,945	0	99,945	99,945
					99,945	0	99,945	99,945
45733 Fleet and Facility Management Vehicle Replacement								
	Construct.	Jan-2025	Dec-2028	0GOF - Bond	286,292	0	0	286,292
					286,292	0	0	286,292
FLEET AND FACILITY MANAGEMENT					\$12,109,430	\$3,333,174	\$8,489,964	\$8,776,256

2024 - 2028 Capital Improvement Program

FLEET - INTERDEPARTMENTAL FLEET

	Phase Start and End Dates			Fund	Total	Prior Years	2024	2024-2028
43817 DMP TRK W/PLOW HITCH 6X4	Construct.	Apr-2022	May-2024	0C75 - Bond	5,295,150	0	5,295,150	5,295,150
					<u>5,295,150</u>	<u>0</u>	<u>5,295,150</u>	<u>5,295,150</u>
43838 SPORT UTILITY VEHICLE X4	Construct.	Sep-2022	Nov-2024	0C75 - Bond	1,067,875	914,958	152,917	152,917
					<u>1,067,875</u>	<u>914,958</u>	<u>152,917</u>	<u>152,917</u>
43840 SCRUBBER, FLOOR, RIDING	Construct.	Sep-2022	Nov-2024	0C75 - Bond	180,084	0	180,084	180,084
					<u>180,084</u>	<u>0</u>	<u>180,084</u>	<u>180,084</u>
43846 GENERATOR	Construct.	Sep-2022	Nov-2024	0C75 - Bond	640,000	0	640,000	640,000
					<u>640,000</u>	<u>0</u>	<u>640,000</u>	<u>640,000</u>
43847 AIR COMPRESSOR	Construct.	Sep-2022	Nov-2024	0C75 - Bond	560,000	0	560,000	560,000
					<u>560,000</u>	<u>0</u>	<u>560,000</u>	<u>560,000</u>
43852 Shop Cart	Construct.	Sep-2022	Nov-2024	0C75 - Bond	80,000	36,228	43,772	43,772
					<u>80,000</u>	<u>36,228</u>	<u>43,772</u>	<u>43,772</u>
43853 MESSAGE BOARD TRAILER	Construct.	Sep-2022	Nov-2024	0C75 - Bond	64,000	0	64,000	64,000
					<u>64,000</u>	<u>0</u>	<u>64,000</u>	<u>64,000</u>
43861 FORKLIFT	Construct.	Nov-2022	Nov-2024	0C75 - Bond	850,750	0	850,750	850,750
					<u>850,750</u>	<u>0</u>	<u>850,750</u>	<u>850,750</u>

2024 - 2028 Capital Improvement Program

FLEET - INTERDEPARTMENTAL FLEET

		Phase Start and End Dates		Fund	Total	Prior Years	2024	2024-2028
43863 SKID STEER LOADER								
	Construct.	Feb-2022	Jun-2025	0C75 - Bond	328,000	270,111	57,889	57,889
					<u>328,000</u>	<u>270,111</u>	<u>57,889</u>	<u>57,889</u>
44509 Citywide - Crossover Utility Vehicle								
	Construct.	Jan-2023	Dec-2024	0C79 - Bond	879,439	0	879,439	879,439
					<u>879,439</u>	<u>0</u>	<u>879,439</u>	<u>879,439</u>
44546 STAKE/FLATBED BODY TRUCK								
	Construct.	Jan-2023	Dec-2024	0C79 - Bond	93,192	0	93,192	93,192
					<u>93,192</u>	<u>0</u>	<u>93,192</u>	<u>93,192</u>
44559 FRONTEND LOADER (3-3.9YD)								
	Construct.	Jan-2023	Dec-2024	0C79 - Bond	524,306	311,600	212,706	212,706
					<u>524,306</u>	<u>311,600</u>	<u>212,706</u>	<u>212,706</u>
44560 FRONTEND LOADER (4-4.9YD)								
	Construct.	Jan-2023	Dec-2024	0C79 - Bond	1,651,337	0	1,651,337	1,651,337
					<u>1,651,337</u>	<u>0</u>	<u>1,651,337</u>	<u>1,651,337</u>
44561 MULTI-PURP VEH, TRACKLESS								
	Construct.	Jan-2023	Dec-2024	0C79 - Bond	120,312	0	120,312	120,312
					<u>120,312</u>	<u>0</u>	<u>120,312</u>	<u>120,312</u>
44562 SKID-STEER LOADER								
	Construct.	Jan-2023	Dec-2024	0C79 - Bond	64,338	0	64,338	64,338
					<u>64,338</u>	<u>0</u>	<u>64,338</u>	<u>64,338</u>
45124 VAN, HI-CUBE								
	Construct.	Dec-2023	Dec-2024	0C81 - Bond	72,455	0	72,455	72,455
					<u>72,455</u>	<u>0</u>	<u>72,455</u>	<u>72,455</u>

2024 - 2028 Capital Improvement Program

FLEET - INTERDEPARTMENTAL FLEET

		Phase Start and End Dates		Fund	Total	Prior Years	2024	2024-2028
45126 PICKUP TRUCKS FULL SIZE ,SRW								
	Construct.	Dec-2023	Dec-2024	0C81 - Bond	269,946	0	269,946	269,946
					269,946	0	269,946	269,946
45127 PICKUP TRUCKS, CREW F/S SRW								
	Construct.	Dec-2023	Dec-2024	0C81 - Bond	333,260	0	333,260	333,260
					333,260	0	333,260	333,260
45128 PICKUP TRK, FULLSIZE DRW								
	Construct.	Dec-2023	Dec-2024	0C81 - Bond	58,680	0	58,680	58,680
					58,680	0	58,680	58,680
45130 CROSSOVER UTILITY VEHICLE								
	Construct.	Dec-2023	Dec-2024	0C81 - Bond	226,559	0	226,559	226,559
					226,559	0	226,559	226,559
45131 AERIAL BKT. ARTIC W/LINE								
	Construct.	Dec-2023	Dec-2024	0C81 - Bond	370,965	0	370,965	370,965
					370,965	0	370,965	370,965
45133 AERL BUKT TRK CRWCAB LINE								
	Construct.	Dec-2023	Dec-2024	0C81 - Bond	303,497	0	303,497	303,497
					303,497	0	303,497	303,497
45134 AERL BUKT CRW CAB,DERCK								
	Construct.	Dec-2023	Dec-2024	0C81 - Bond	254,097	0	254,097	254,097
					254,097	0	254,097	254,097
45135 AERL PLTFRM TRK CRWCAB								
	Construct.	Dec-2023	Dec-2024	0C81 - Bond	359,614	0	359,614	359,614
					359,614	0	359,614	359,614

2024 - 2028 Capital Improvement Program

FLEET - INTERDEPARTMENTAL FLEET

		Phase Start and End Dates		Fund	Total	Prior Years	2024	2024-2028
45136	AERLTRK CRW MULTI AERL	Construct.	Dec-2023	Dec-2024	0C81 - Bond	449,517	0	449,517
					449,517	0	449,517	449,517
45143	CLAM/GRAPPLE BOOM TRK	Construct.	Dec-2023	Dec-2024	0C81 - Bond	575,868	0	575,868
					575,868	0	575,868	575,868
45144	DRY FRGHT BDY TRK W/GATE	Construct.	Dec-2023	Dec-2024	0C81 - Bond	306,858	0	306,858
					306,858	0	306,858	306,858
45148	EXCAVATOR TRK MTD GRADALL	Construct.	Dec-2023	Dec-2024	0C81 - Bond	378,578	0	378,578
					378,578	0	378,578	378,578
45156	HOOK LIFT TRUCK, 6 X 4	Construct.	Dec-2023	Dec-2024	0C81 - Bond	299,499	0	299,499
					299,499	0	299,499	299,499
45158	SERVICE/UTIL BODY TRUCK	Construct.	Dec-2023	Dec-2024	0C81 - Bond	249,487	0	249,487
					249,487	0	249,487	249,487
45159	STAKE/FLATBED BODY TRUCK	Construct.	Dec-2023	Dec-2024	0C81 - Bond	95,988	0	95,988
					95,988	0	95,988	95,988
45170	BACKHOE/LOADER (<1YD.)	Construct.	Dec-2023	Dec-2024	0C81 - Bond	103,418	0	103,418
					103,418	0	103,418	103,418

2024 - 2028 Capital Improvement Program

FLEET - INTERDEPARTMENTAL FLEET								
	Phase Start and End Dates			Fund	Total	Prior Years	2024	2024-2028
45171 BACKHOE/LOADER (1-1.25YD)								
	Construct.	Dec-2023	Dec-2024	0C81 - Bond	110,990	0	110,990	110,990
					<u>110,990</u>	<u>0</u>	<u>110,990</u>	<u>110,990</u>
45172 FORKLIFT								
	Construct.	Dec-2023	Dec-2024	0C81 - Bond	218,684	0	218,684	218,684
					<u>218,684</u>	<u>0</u>	<u>218,684</u>	<u>218,684</u>
45173 FRONTEND LOADER (3-3.9YD)								
	Construct.	Dec-2023	Dec-2024	0C81 - Bond	540,023	0	540,023	540,023
					<u>540,023</u>	<u>0</u>	<u>540,023</u>	<u>540,023</u>
45174 FRONTEND LOADER (4-4.9YD)								
	Construct.	Dec-2023	Dec-2024	0C81 - Bond	850,438	0	850,438	850,438
					<u>850,438</u>	<u>0</u>	<u>850,438</u>	<u>850,438</u>
45175 SKID-STEER LOADER								
	Construct.	Dec-2023	Dec-2024	0C81 - Bond	66,269	0	66,269	66,269
					<u>66,269</u>	<u>0</u>	<u>66,269</u>	<u>66,269</u>
45739 Citywide & Various Department Vehicle Replacement								
	Construct.	Jan-2025	Dec-2028	0GOF - Bond	6,852,677	0	0	6,852,677
				0TBD - Other	21,215,464	0	0	21,215,464
					<u>28,068,141</u>	<u>0</u>	<u>0</u>	<u>28,068,141</u>
INTERDEPARTMENTAL FLEET Total					\$46,961,614	\$1,532,897	\$17,360,576	\$45,428,717

2024 - 2028 Capital Improvement Program

FLEET - OFF. OF EMERGENCY MGMT & COMMUNICATIONS FLEET

Phase Start and End Dates				Fund	Total	Prior Years	2024	2024-2028
45735 Office of Emergency Management & Communications Vehicle Replacement								
Construct.	Jan-2025	Dec-2028		OGOF - Bond	860,193	0	0	860,193
					860,193	0	0	860,193
OFF. OF EMERGENCY MGMT &					\$860,193	\$0	\$0	\$860,193
FLEET Total					\$290,423,414	\$21,978,651	\$93,356,182	\$263,444,763

Fund Summary by Capital Program, Subprogram, Fund Type

Fund Source	2024	2025	2026	2027	2028	5 Year Total
Program	INFORMATION TECHNOLOGY					
Subprogram	INFORMATION TECHNOLOGY					
Fund Type: Bond						
0C73 2021 E-Note	\$ 4,766,880	\$ 2,050,000	\$	\$	\$	6,816,880
0C75 2022 E-Note	22,729,736	24,374,244	13,032,396	5,182,598	553,270	65,872,244
0C79 2023 E-Note TE		6,000,000	12,000,000	12,000,000	12,616,880	42,616,880
0C81 2024 E-Note TE		11,000,000	17,900,000			28,900,000
0GOF Future Bonds And Other Sources				34,000,000	11,000,000	45,000,000
Total Bond	\$ 27,496,616	\$ 43,424,244	\$ 42,932,396	\$ 51,182,598	\$ 24,170,150	\$ 189,206,004
Fund Type: Other						
0TBD Funding To Be Determined					10,000,000	10,000,000
Total INFORMATION TECHNOLOGY	\$ 27,496,616	\$ 43,424,244	\$ 42,932,396	\$ 51,182,598	\$ 34,170,150	\$ 199,206,004
Total INFORMATION TECHNOLOGY	\$ 27,496,616	\$ 43,424,244	\$ 42,932,396	\$ 51,182,598	\$ 34,170,150	\$ 199,206,004

2024 - 2028 Capital Improvement Program


INFORMATION TECHNOLOGY - INFORMATION TECHNOLOGY

		Phase Start and End Dates		Fund	Total	Prior Years	2024	2024-2028
43377 DoF - FMPS Accounts Receivable System Enhancements								
	Construct.	Jun-2024	Dec-2025	0C73 - Bond	2,000,000	0	0	2,000,000
					2,000,000	0	0	2,000,000
43547 CDOT Enterprise Portfolio, Program, Project Management System								
	Design	Jun-2021	Dec-2024	0C75 - Bond	2,933,000	1,033,000	1,900,000	1,900,000
				0G02 - City	467,000	467,000	0	0
					3,400,000	1,500,000	1,900,000	1,900,000
43590 IPS 11 - Phase 1A-D								
	Construct.	Jun-2021	Dec-2024	0C73 - Bond	1,000,000	1,000,000	0	0
				0C75 - Bond	2,556,920	1,865,020	691,900	691,900
					3,556,920	2,865,020	691,900	691,900
44249 Case Management Implementation - Chicago Law Department								
	Construct.	Apr-2022	Dec-2024	0C75 - Bond	1,000,000	77,149	922,851	922,851
					1,000,000	77,149	922,851	922,851
44462 HR Database Migration								
	Construct.	Nov-2022	Dec-2024	0C75 - Bond	200,000	0	200,000	200,000
					200,000	0	200,000	200,000
44790 BACP Shared Housing System Alignment								
	Construct.	May-2023	Jul-2024	0C75 - Bond	325,000	0	325,000	325,000
					325,000	0	325,000	325,000
44791 BACP - Public Way Use Investigator Access								
	Construct.	May-2023	Dec-2024	0C75 - Bond	106,493	0	106,493	106,493
					106,493	0	106,493	106,493
44829 PC Replacements - Citywide								
	Construct.	May-2023	May-2028	0C75 - Bond	19,456,203	3,130,203	5,583,492	16,326,000
					19,456,203	3,130,203	5,583,492	16,326,000

2024 - 2028 Capital Improvement Program

INFORMATION TECHNOLOGY - INFORMATION TECHNOLOGY

		Phase Start and End Dates		Fund	Total	Prior Years	2024	2024-2028
45333 HWLC Structured Cabling Project - Phase II								
	Construct.	Jan-2024	Jan-2025	0C75 - Bond	4,300,000	0	3,000,000	4,300,000
					4,300,000	0	3,000,000	4,300,000
45577 ERP Software								
	Construct.	Jun-2024	Dec-2028	0C73 - Bond	4,716,880	0	4,716,880	4,716,880
					49,900,000	0	0	42,616,880
					5,383,120	0	0	0
					60,000,000	0	4,716,880	47,333,760
45578 ERP Implementation								
	Construct.	Jun-2024	Dec-2028	0C75 - Bond	41,100,000	0	10,000,000	41,100,000
					28,900,000	0	0	28,900,000
					40,000,000	0	0	40,000,000
					110,000,000	0	10,000,000	110,000,000
45579 Banner Customer Information System (CIS) Replacement								
	Construct.	Sep-2025	Dec-2029	0GOF - Bond	5,000,000	0	0	5,000,000
					65,000,000	0	0	10,000,000
					70,000,000	0	0	15,000,000
45590 Data Encryption - ARMS and IRIS								
	Construct.	Apr-2024	Dec-2025	0C73 - Bond	100,000	0	50,000	100,000
					100,000	0	50,000	100,000
INFORMATION TECHNOLOGY Total					\$274,444,616	\$7,572,372	\$27,496,616	\$199,206,004
INFORMATION TECHNOLOGY Total					\$274,444,616	\$7,572,372	\$27,496,616	\$199,206,004



OBM

Office of Budget
& Management